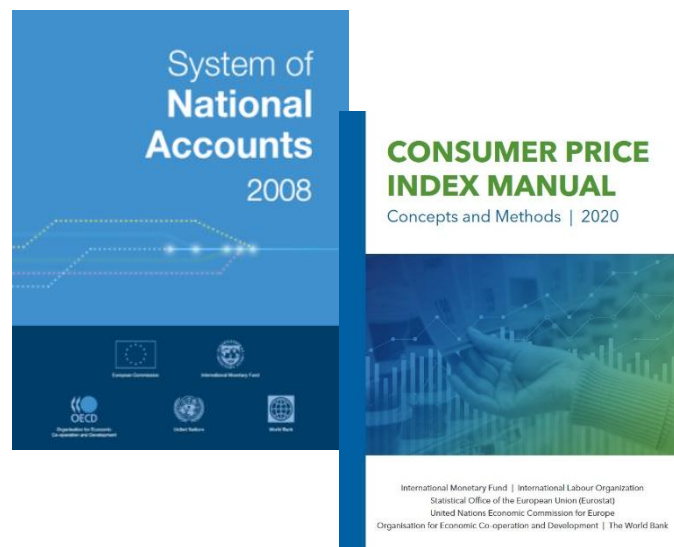


Workshop on the utilization and integration of new data sources for the Consumer Price Index

29-31 October 2024
Brussels, Belgium

Tokbayeva Zhairan
Bureau of National Statistics of the Agency for Strategic
Planning and Reforms of the Republic of Kazakhstan
Division of price statistics
+7 7172 74-97-90
E-mail: zha.tokbaeva@aspire.gov.kz





SNA 2008

CPI manual: theory and practice

On the basis of the international standards are developed and work:

1. Methodology of CPI compilation.
2. Rules of registration of primary statistical data, except for the data submitted by respondents and households.
3. Methodology of prices observation on consumer goods and services.
4. Specifications of varieties goods (services) selected for price collection.
5. The Schedule of dissemination of official statistical information.

Geographical coverage – urban and rural settlements. Total 85.

The reference population – all households which incur expenses on country`s territory.



Capital: Astana

Area: 2,7 mln. sq. km.
(9-th in the world)

Population: ~ 20 mln.

Currency: Kazakhstani tenge
(KZT)

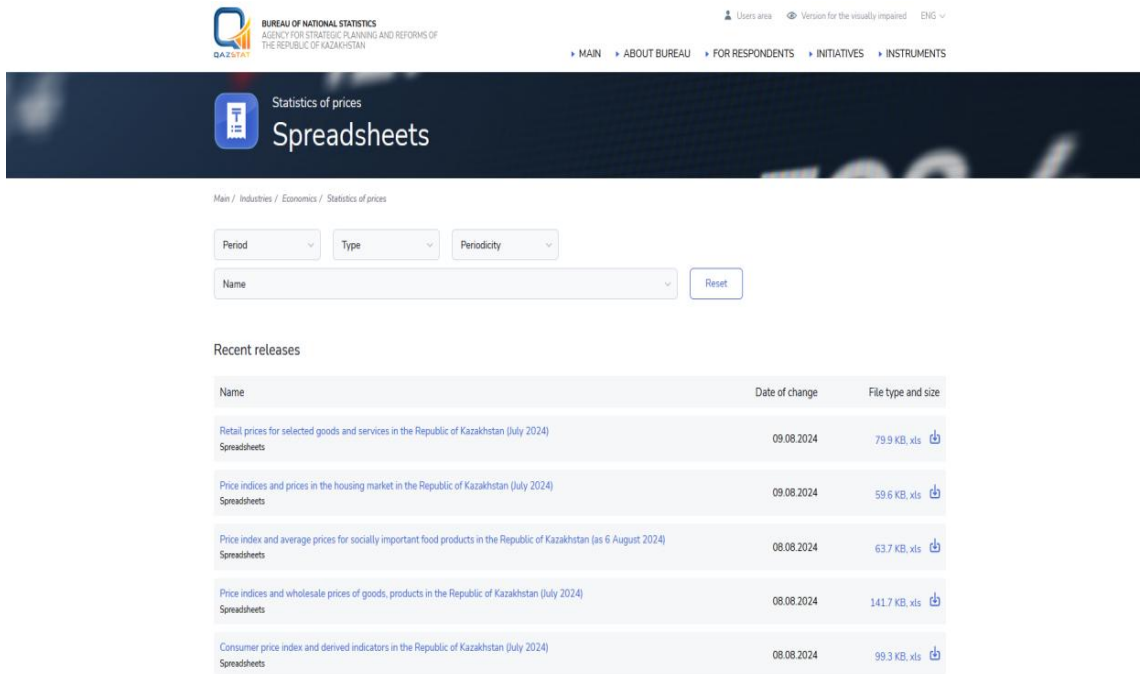
✓ There are 508 goods and services observed monthly across the country.






- 160 food products.
- 243 non-food products.
- 105 services.

- ✓ **The main channel** for dissemination of official statistical information is the Internet resource of the Bureau <http://stat.gov.kz>.
- ✓ **Media social networks** Facebook, Instagram, Telegram, video content on the Office's Youtube channel.
- ✓ **Interactive dashboards.**
- ✓ **Taldau** Information-analytical system.

<http://stat.gov.kz>





Name	Date of change	File type and size
Retail prices for selected goods and services in the Republic of Kazakhstan (July 2024) Spreadsheets	09.08.2024	79.9 KB, xls 
Price indices and prices in the housing market in the Republic of Kazakhstan (July 2024) Spreadsheets	09.08.2024	59.6 KB, xls 
Price index and average prices for socially important food products in the Republic of Kazakhstan (as 6 August 2024) Spreadsheets	08.08.2024	63.7 KB, xls 
Price indices and wholesale prices of goods, products in the Republic of Kazakhstan (July 2024) Spreadsheets	08.08.2024	141.7 KB, xls 
Consumer price index and derived indicators in the Republic of Kazakhstan (July 2024) Spreadsheets	08.08.2024	99.3 KB, xls 

- ✓ Consumer price index and derived indicators in the Republic of Kazakhstan.
- ✓ Retail prices for selected goods and services in the Republic of Kazakhstan.
- ✓ Price index and average prices for socially important food products in the Republic of Kazakhstan.





Timely distribution

Inflation information is spread across social media, and on the Bureau's online resource center <http://stat.gov.kz>.

Feedback channels

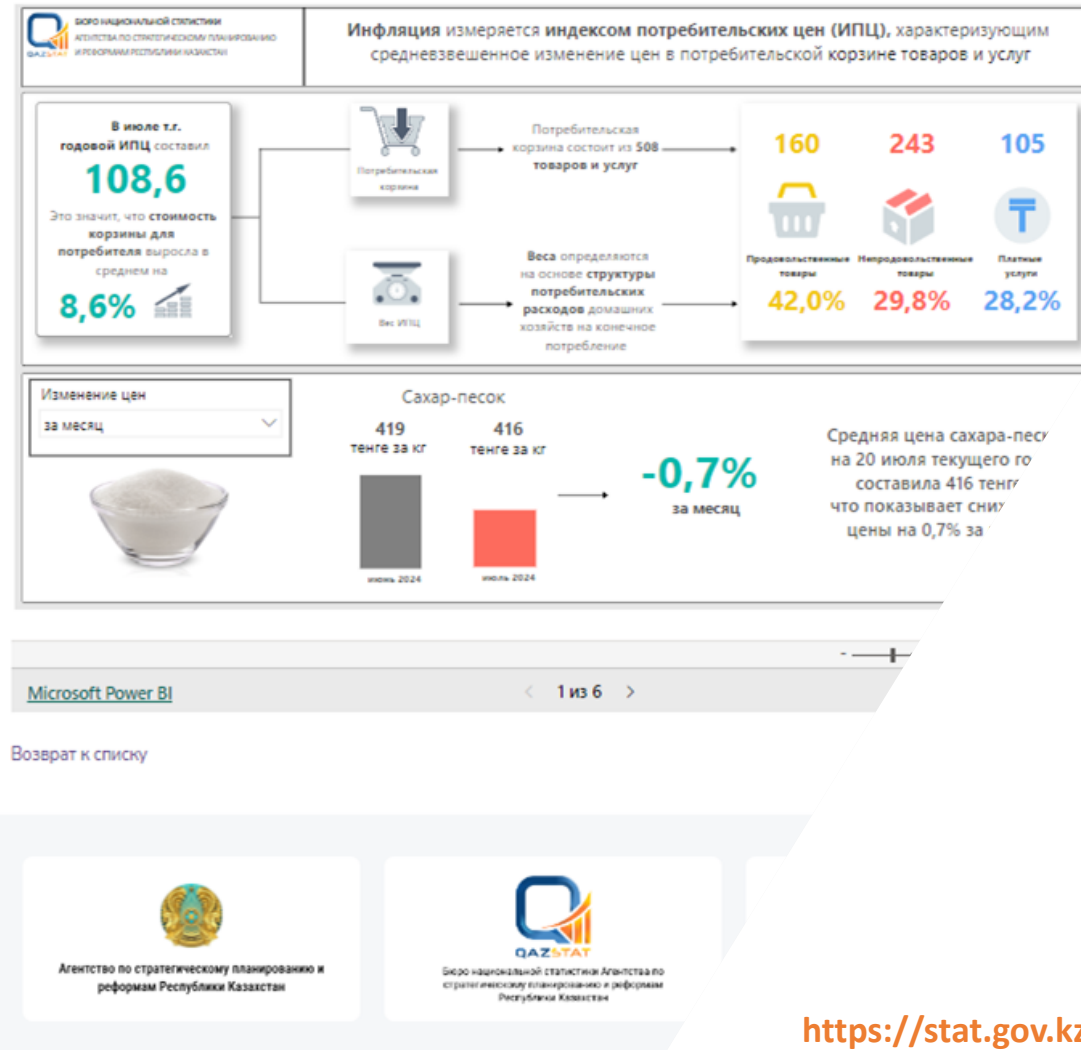
The Bureau utilizes the following channels to provide ongoing feedback to users and respondents:

- One-stop contact center 1446, including “One Stop Shop” service.
- Telegram-bot [@statgovkz](https://t.me/statgovkz).
- Online consultant of the Internet resource <http://stat.gov.kz>.

Online sessions are held on a quarterly basis.

Дашборд по инфляции

INFLATION DASHBOARD



01

Data visualization.

02

The relevance of the data.

03

Ease of use.



<https://stat.gov.kz/ru/industries/economy/prices/dashboards/>

Information-analytical system

ТАЛДАУ INFORMATION-ANALYTICAL SYSTEM
of the Bureau of National statistics Of the Agency
for strategic planning and reforms of the Republic of Kazakhstan

Версия для слабовидящих: K&B PYC ENG Back to website

Main page Statistics sections Regions Analytics Constructor Private account

13 INDICATORS FOUND

Sector	Indicator
<input type="checkbox"/> National accounts statistics	1. Price index for export supplies of goods and products
<input type="checkbox"/> Enterprise statistics	2. Price index for exports of goods and products to the countries of the Eurasian Economic Union
<input type="checkbox"/> Statistics of agriculture, forestry, hunting and fishing	3. Price index of export goods, products to countries outside the Eurasian Economic Union
<input type="checkbox"/> Industrial and environmental statistics	4. Price index of imported goods and products
<input type="checkbox"/> Investment and construction statistics	5. Price index of imported goods and products from the countries of the Eurasian Economic Union
<input type="checkbox"/> Domestic trade statistics	6. Price index of imported goods, products from countries outside the Eurasian Economic Union
<input type="checkbox"/> Transport statistics	7. Tariff index for postal and courier services for legal entities
<input type="checkbox"/> Communication statistics	8. Tariff index for communication services for legal entities
<input type="checkbox"/> Service statistics	9. Producer price index for storage services and transport support services
<input type="checkbox"/> Culture statistics	10. Producer price index for advertising and market research services
<input type="checkbox"/> Tourism statistics	11. Producer price index for rental services
<input type="checkbox"/> Innovation statistics	12. Prices for agricultural products and their processed products in the markets
<input type="checkbox"/> Science statistics	13. Prices for consumer goods and services in cities and regional centers
<input type="checkbox"/> Labor and employment statistics	
<input checked="" type="checkbox"/> Price statistics	
<input type="checkbox"/> Structural statistics	
<input type="checkbox"/> Market survey statistics	
<input type="checkbox"/> Information and communication technology statistics	
<input type="checkbox"/> Energy and Commodity Market Statistics	
<input type="checkbox"/> Statistics of foreign and mutual trade	
<input type="checkbox"/> Demographic statistics	
<input type="checkbox"/> Education statistics	
<input type="checkbox"/> Health statistics	
<input type="checkbox"/> Living standards statistics	
<input type="checkbox"/> Housing statistics	
<input type="checkbox"/> Social Security Statistics	
<input type="checkbox"/> Crime statistics	

Periodicity: Annual Quarter

The information-analytical system “Taldau” of the Bureau of National Statistics of the Agency on Strategic Planning and Reforms of the Republic of Kazakhstan provides wide access to official statistical information with the possibility to analyze it in interactive mode.

