



Economic Commission for Europe**Administrative Committee for the TIR Convention, 1975****Eighty-fourth session**

Geneva, 10 October 2024

Item 3 (a) (i) of the provisional agenda

Activities and administration of the TIR Executive Board**Activities of the TIR Executive Board****Report by the Chair of the TIR Executive Board****Prices of TIR Carnets*****Note by the secretariat****I. Background**

1. Since the entry into force, on 1 January 2012, of the amendments to Annex 9, Part I of the TIR Convention, 1975, one of the obligations of national associations is to provide the TIR Executive Board (TIRExB), annually, before 1 March, with the price of each type of TIR Carnet it issues.

II. Information received

2. In 2012, the secretariat received information from 10 associations. In 2013, 2014, 2015, 2016, 2017, 2018, 2019, 2020, 2021 and 2022, 48, 49, 50, 51, 48, 50, 50, 41 and 37 associations, respectively, provided TIRExB with data on the prices of each type of TIR Carnet they issue.

3. Forty-six associations have provided TIRExB with the 2023 prices and 42 with the 2024 prices

4. The prices received for 2012, 2013, 2014, 2015, 2016, 2017, 2018, 2019, 2020, 2021, and 2022, converted to United States dollars (USD)¹, can be found on the TIR website². The prices received for 2023³ and 2024, converted to USD, are presented in Annex I and II, respectively.

* The present report was submitted to the conference services for processing after the deadline for technical reasons beyond the control of the submitting office.

¹ Exchange rates: [http:// https://treasury.un.org/operationalrates/OperationalRates.php](http://https://treasury.un.org/operationalrates/OperationalRates.php)

² <https://unece.org/tir-carnet-prices>

³ Due to administrative complications with the survey tool which was used to collect the TIR carnet prices, the 2023 survey could only be finalized in 2024.

III. Analysis

A. Scope and methodology

5. Considering that, in 2022, the 6 and 14 volets represent the majority of TIR Carnets distributed by the international organization (see Informal document WP.30/AC.2 (2023) No. 5), the scope of this analysis is limited to those two types of TIR Carnet, issued to members/national transporters and non-members/foreign transporters (when data is available). In 2023, the 6, 14 and 16 volets represent the vast majority of TIR Carnets distributed by the international organization (see Informal document WP.30/AC.2 (2024) No. 2). However, few association have reported prices for the 16 volets TIR Carnets. Consequently, the scope of this analysis is limited to the 6 and 14 volets of TIR Carnet, issued to members/national transporters and non-members/foreign transporters (when data is available).

6. For countries having more than one association, a price average is used.

B. Disclaimer about maps

7. The designations employed and the presentation of material on the maps used in this analysis do not imply the expression of any opinion whatsoever on the part of the secretariat of the United Nations concerning the legal status of any country, territory, city or area or of its authorities, or concerning the delimitation of its frontiers or boundaries.

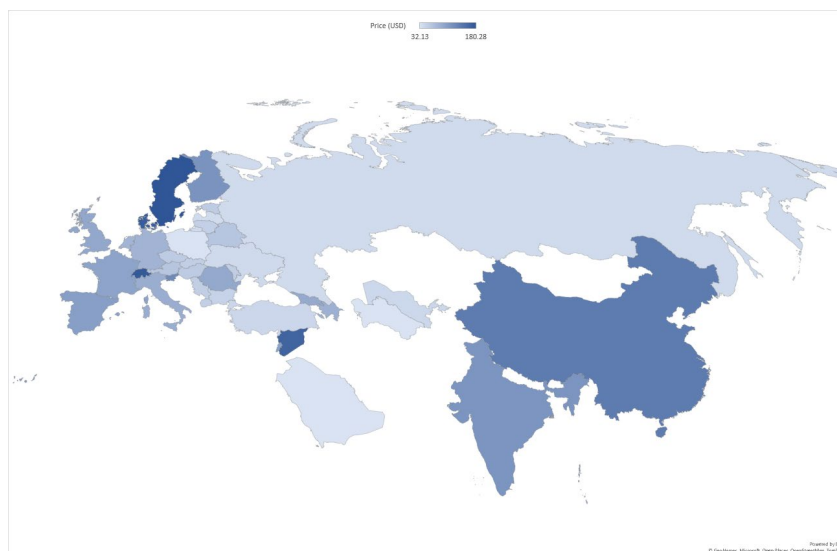
C. Analysis of the 2023 TIR Carnet prices

1. Prices in 2023

(a) 6 voucher TIR Carnet (Member/ National)

Figure I

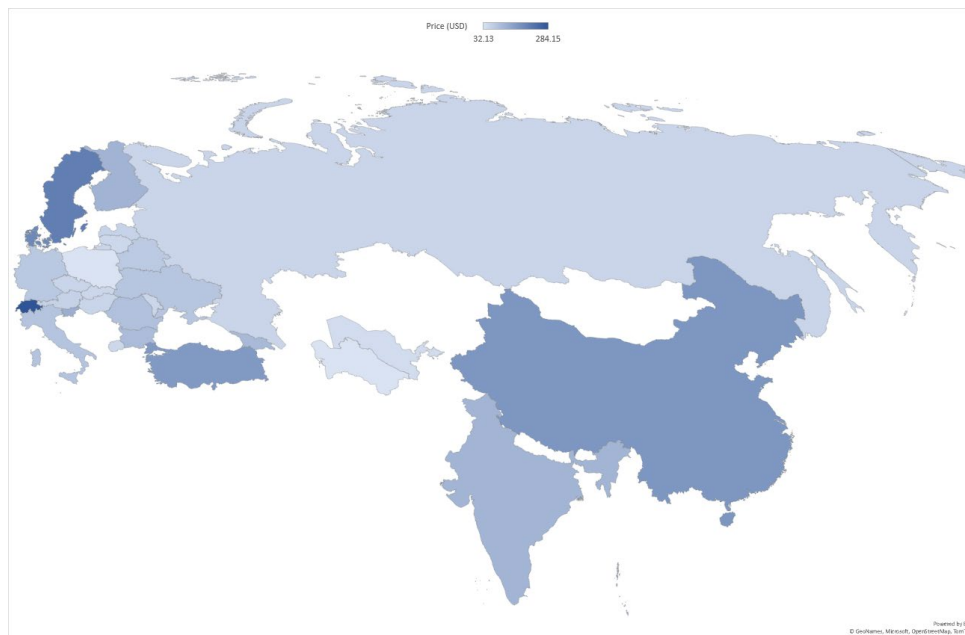
2023 prices of the 6 voucher TIR Carnet (Member/ National)



8. In 2023, the three countries with the most expensive prices are Sweden (180.28 USD), Switzerland (174.86 USD) and Denmark (171.35 USD). The three countries with the cheapest prices are: Turkmenistan (32.13 USD), Saudi Arabia (32.18 USD) and Poland (32.65 USD).

(b) 6 voucher TIR Carnet (Non-member/ Foreign)

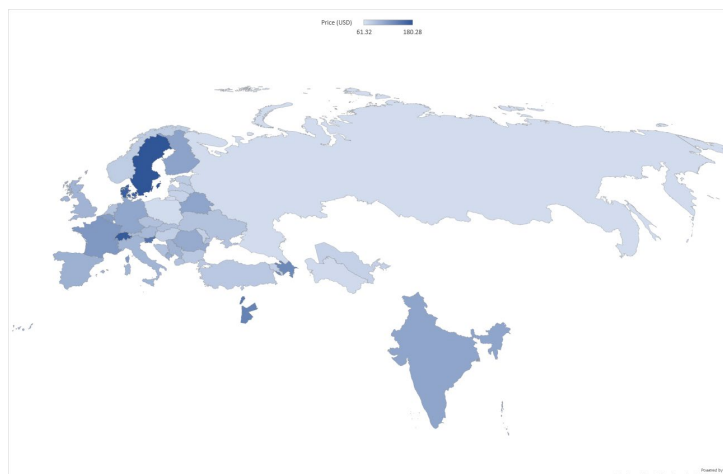
Figure II
2023 prices of the 6 voucher TIR Carnet (Non-member/ Foreign)



9. In 2023, the three countries with the most expensive prices are: Switzerland (284.15 USD), Sweden (208.75 USD) and Denmark (190.39 USD). The three countries with the cheapest prices are: Turkmenistan (32.13 USD), Poland (32.65 USD) and Iran (Islamic Republic of) (35.35 USD).

(c) 14 voucher TIR Carnet (Member/ National)

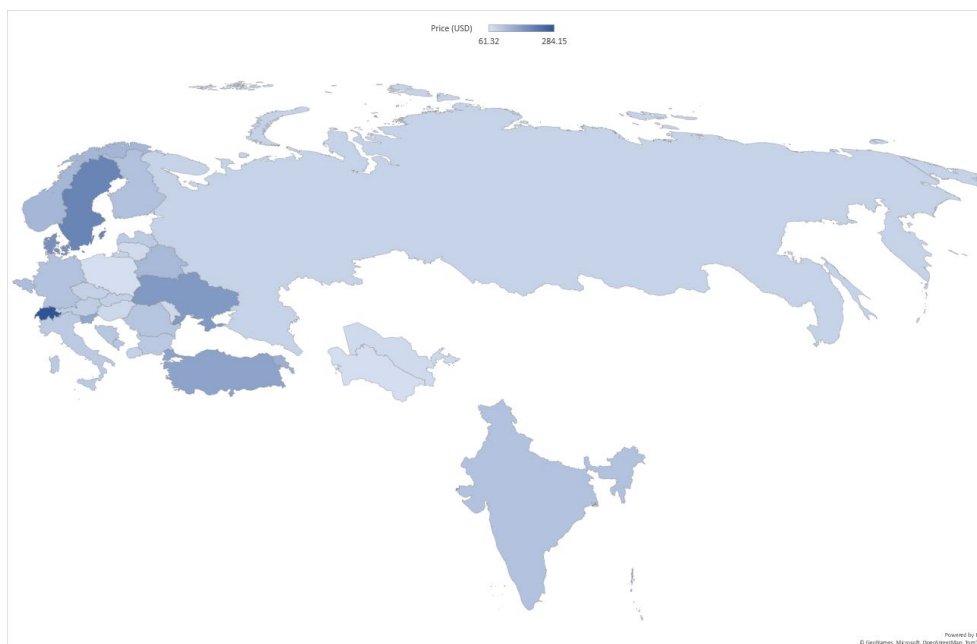
Figure III
2023 prices of the 14 voucher TIR Carnet (Member/ National)



10. In 2023, the three countries with the most expensive prices are: Sweden (180.28 USD), Switzerland (174.86 USD) and Denmark (171.35 USD). The three countries with the cheapest prices are: Iran (Islamic Republic of) (61.32 USD), Russian Federation (67.19 USD) and Poland (67.48 USD).

(d) 14 voucher TIR Carnet (Non-member/ Foreign)

Figure IV
2023 prices of the 14 voucher TIR Carnet (Non-member/ Foreign)



11. In 2023, the three countries with the most expensive prices are: Switzerland (284.15 USD), Sweden (208.75 USD) and Denmark (190.39 USD). The three countries with the cheapest prices are: Iran (Islamic Republic of) (61.32 USD), Poland (67.41 USD) and Turkmenistan (68.52 USD).

2. Evolution from 2014 to 2023

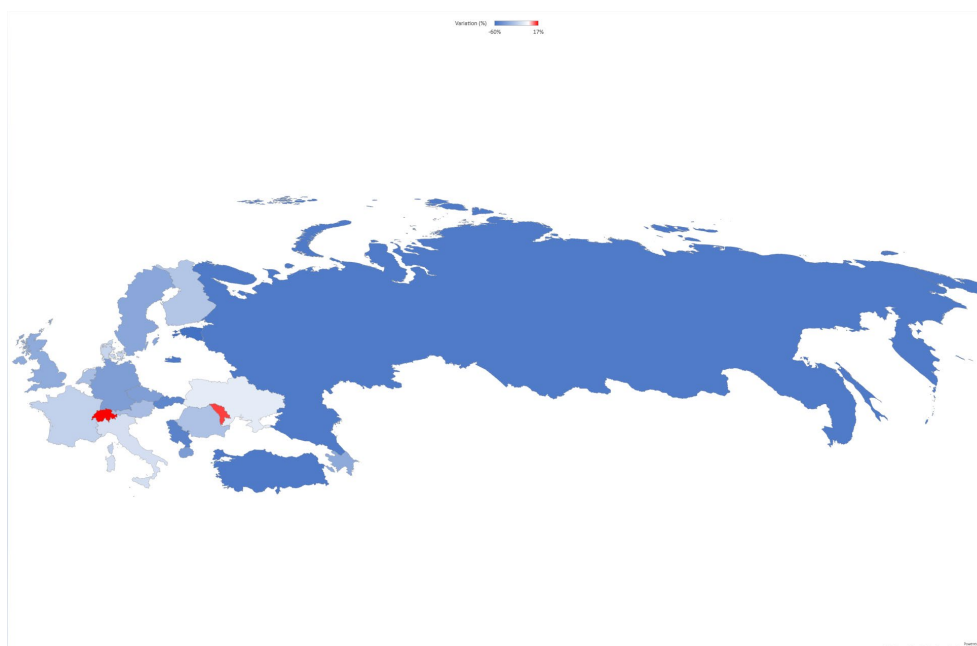
12. This section looks at the variation of the prices of the 6 and 14 voucher TIR Carnets, issued to members/national transporters and non-members/foreign transporters from 2014 to 2023 (when data is available).

(a) 6 voucher TIR Carnet (Member/ National)

<i>Country</i>	<i>Variation (%)</i>
Estonia	-60%
Türkiye	-56%
Russian Federation	-56%
Serbia	-53%
Slovakia	-51%
North Macedonia	-42%
Germany	-41%
Czech Republic	-41%
Sweden	-38%
Azerbaijan	-36%
United Kingdom	-36%
Austria	-28%
Netherlands	-27%
Romania	-26%
Finland	-24%
France	-20%

<i>Country</i>	<i>Variation (%)</i>
Denmark	-17%
Italy	-14%
Ukraine	-8%
Moldova	13%
Switzerland	17%

Figure V
Variation of the prices of the 6 voucher TIR Carnet (Member/National) (2014-2023)

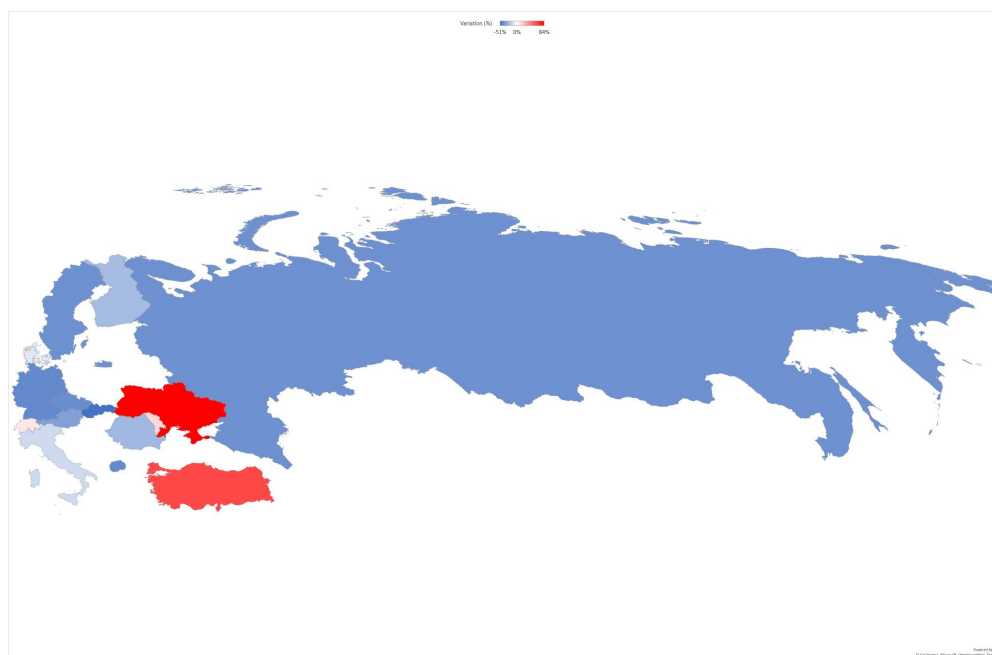


13. From 2014 to 2023, the price of the 6 voucher TIR Carnet, issued to member/national transporters, has decreased in all countries where data is available for both years, except in Moldova and Switzerland.

(b) 6 voucher TIR Carnet (Non-member/ Foreign)

<i>Country</i>	<i>Variation (%)</i>
Slovakia	-51%
Germany	-43%
North Macedonia	-42%
Czech Republic	-41%
Russian Federation	-40%
Sweden	-40%
Austria	-34%
Romania	-26%
Finland	-24%
Italy	-14%
Denmark	-8%
Switzerland	7%
Moldova	13%
Türkiye	60%
Ukraine	84%

Figure VI
Variation of the prices of the 6 voucher TIR Carnet (Non-member/ Foreign) (2014-2023)



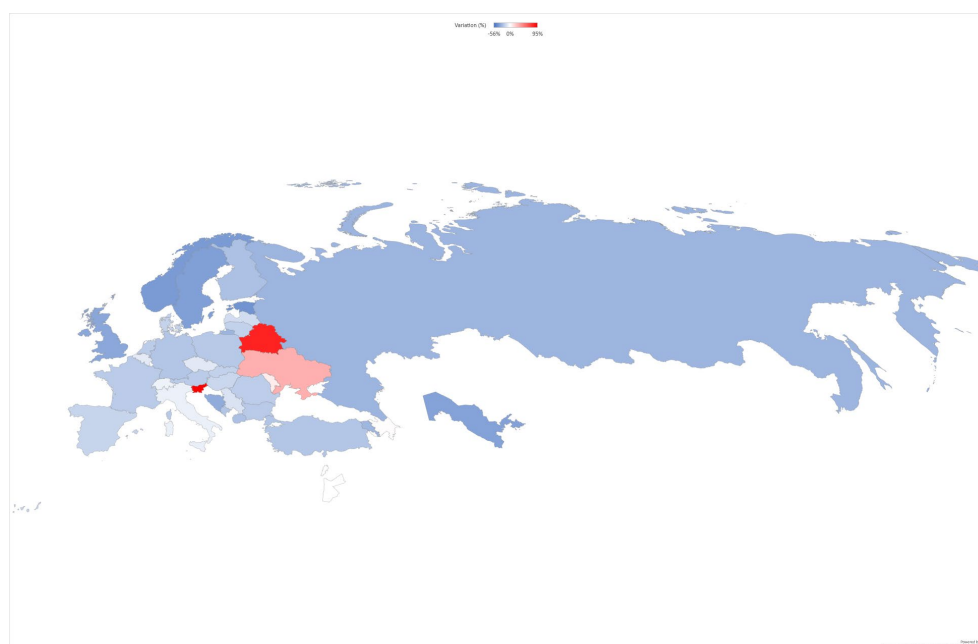
14. From 2014 to 2023, the price of the 6 voucher TIR Carnet, issued to non-member/foreign transporters, has decreased in all countries where data is available for both years, except in Switzerland, Moldova, Türkiye and Ukraine.

(c) 14 voucher TIR Carnet (Member/ National)

<i>Country</i>	<i>Variation (%)</i>
Iran (Islamic Republic of)	-56%
Estonia	-42%
Norway	-39%
Sweden	-38%
Uzbekistan	-37%
United Kingdom	-35%
Bosnia and Herzegovina	-33%
Russian Federation	-29%
Armenia	-28%
Finland	-24%
North Macedonia	-24%
Montenegro	-23%
Türkiye	-23%
Germany	-23%
Poland	-21%
Bulgaria	-21%
France	-20%
Austria	-20%
Netherlands	-20%
Romania	-20%
Slovakia	-18%
Lithuania	-18%

<i>Country</i>	<i>Variation (%)</i>
Denmark	-17%
Spain	-17%
Hungary	-16%
Latvia	-13%
Serbia	-11%
Czech Republic	-9%
Belgium	-8%
Italy	-6%
Switzerland	-5%
Jordan	0%
Lebanon	0%
Azerbaijan	1%
Moldova	7%
Ukraine	29%
Belarus	82%
Slovenia	95%

Figure VII
Variation of the prices of the 14 voucher TIR Carnet (Member/ National) (2014-2023)



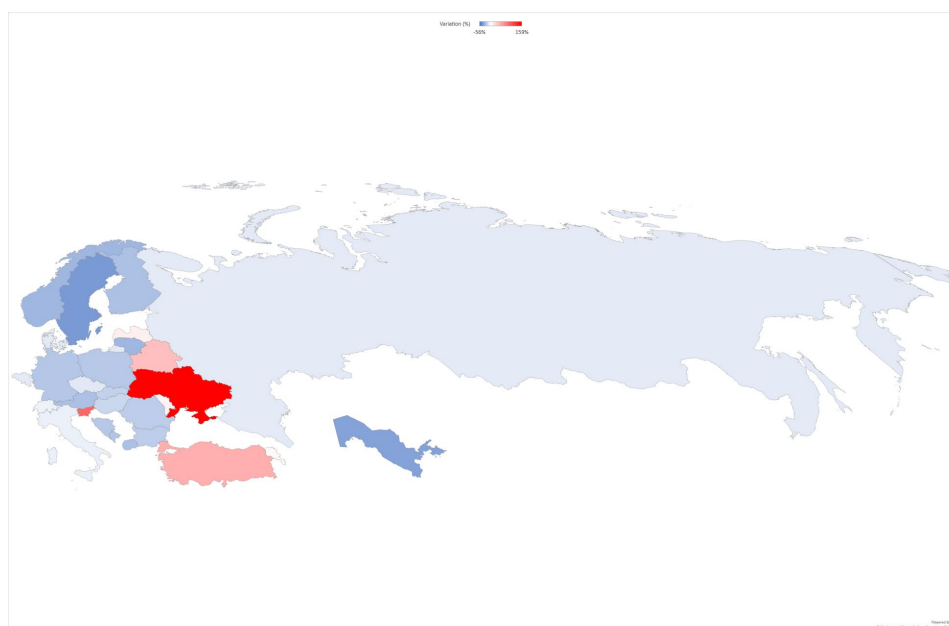
15. From 2014 to 2023, the price of the 14 voucher TIR Carnet, issued to member/national transporters, has decreased in the majority of countries where data is available for both years. However, the price has increased in Azerbaijan, Moldova, Ukraine, Belarus and Slovenia.

(d) 14 voucher TIR Carnet (Non-member/ Foreign)

<i>Country</i>	<i>Variation (%)</i>
Iran (Islamic Republic of)	-56%
Sweden	-40%
Uzbekistan	-37%
Lithuania	-28%
Norway	-28%

<i>Country</i>	<i>Variation (%)</i>
Finland	-24%
Austria	-24%
North Macedonia	-24%
Montenegro	-23%
Germany	-22%
Bosnia and Herzegovina	-22%
Poland	-22%
Bulgaria	-20%
Romania	-20%
Slovakia	-18%
Hungary	-16%
Czech Republic	-9%
Russian Federation	-8%
Denmark	-8%
Belgium	-8%
Italy	-6%
Switzerland	-5%
Armenia	4%
Moldova	7%
Latvia	10%
Belarus	40%
Türkiye	50%
Slovenia	95%
Ukraine	159%

Figure VIII
Variation of the prices of the 14 voucher TIR Carnet (Non-member/ Foreign) (2014-2023)



16. From 2014 to 2023, the price of the 14 voucher TIR Carnet, issued to non-member/foreign transporters, has decreased in the majority of countries where data is available for both years. However, the price has increased in Armenia, Moldova, Latvia, Belarus, Türkiye, Slovenia and Ukraine.

3. Correlations

17. This section looks at the correlation between the variation of the prices of 6 and 14 voucher TIR Carnets, issued to members/national transporters and non-members/foreign transporters, and the variation of the Gross Domestic Product (GDP) per capita⁴ from 2014 to 2023 (when data is available).

	<i>6 voucher M</i>	<i>6 voucher NM</i>	<i>14 voucher M</i>	<i>14 voucher NM</i>
Correlation	0.1717	0.0062	-0.1064	-0.1833

18. The correlation between the variation of the prices and the variation of the GDP per capita are positive for the 6 vouchers and negative for the 14 vouchers.

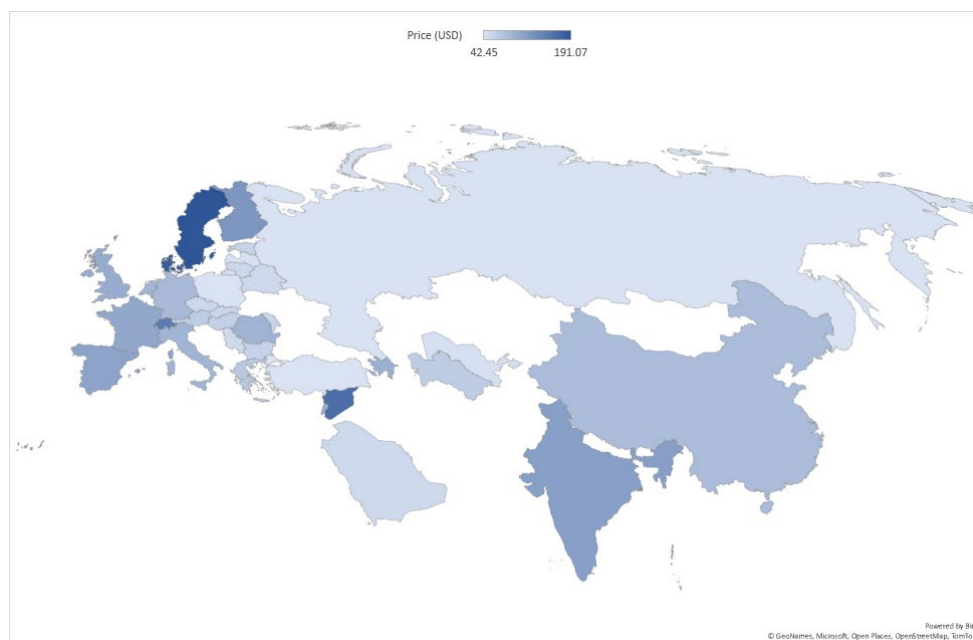
D. Analysis of the 2024 TIR Carnet prices

1. Prices in 2024

(a) 6 voucher TIR Carnet (Member/ National)

Figure IX

2024 prices of the 6 voucher TIR Carnet (Member/ National)

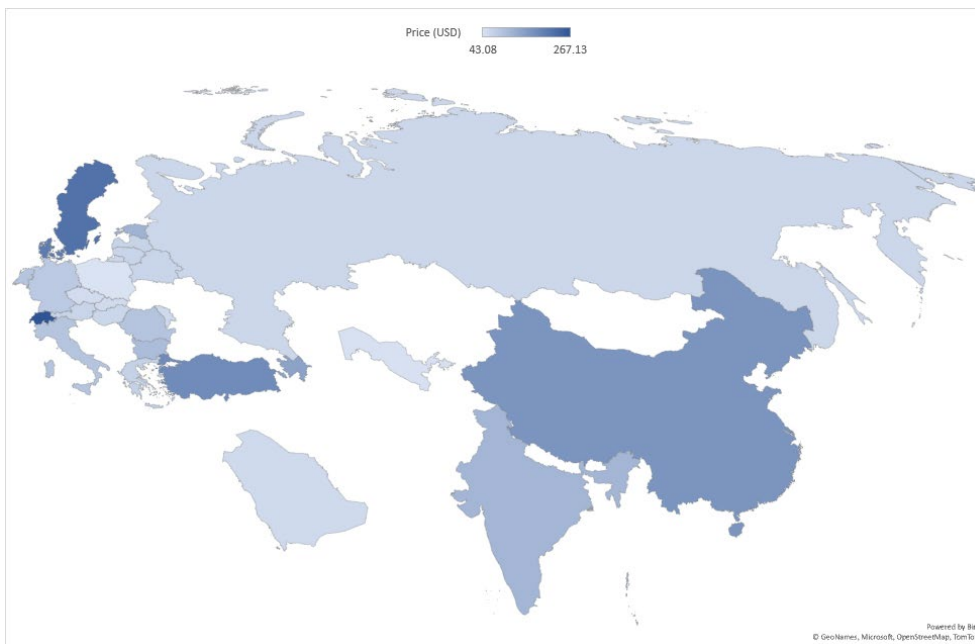


19. In 2024, the three countries with the most expensive prices are: Sweden (191.07 USD), Denmark (184.51 USD) and Syrian Arab Republic (165.00 USD). The three countries with the cheapest prices are: Türkiye (42.45 USD), Poland (43.08 USD) and Russian Federation (43.66 USD).

⁴ Data from International Monetary Fund, World Economic Outlook Database, October 2023. Data set: Gross domestic product per capita, constant prices (Units: Purchasing power parity; 2017 international dollar)

(b) 6 voucher TIR Carnet (Non-member/ Foreign)

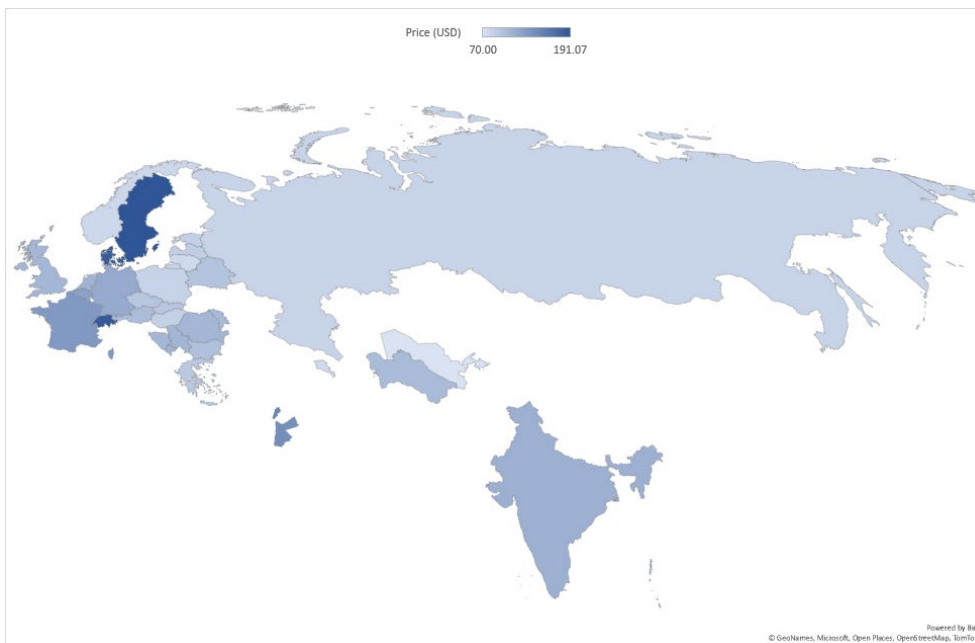
Figure X
2024 prices of the 6 voucher TIR Carnet (Non-member/ Foreign)



20. In 2024, the three countries with the most expensive prices are: Switzerland (267.13 USD), Sweden (221.24 USD) and Denmark (205.01 USD). The three countries with the cheapest prices are: Poland (43.08 USD), Uzbekistan (46.00 USD) and Iran (Islamic Republic of) (50.41 USD).

(c) 14 voucher TIR Carnet (Member/ National)

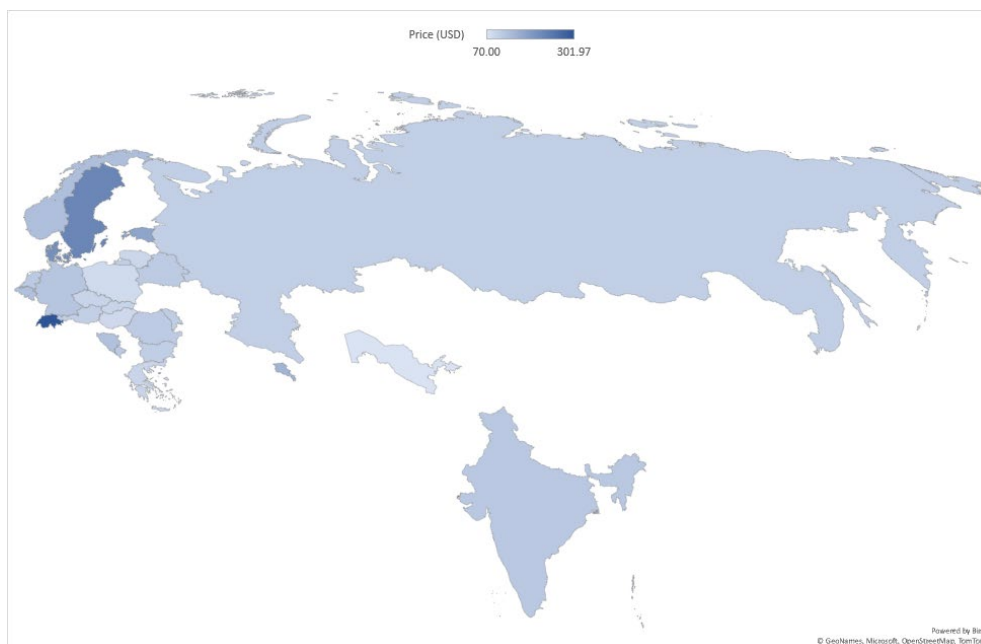
Figure XI
2024 prices of the 14 voucher TIR Carnet (Member/ National)



21. In 2024, the three countries with the most expensive prices are: Sweden (191.07 USD), Switzerland (185.83 USD) and Denmark (184.51 USD). The three countries with the cheapest prices are: Uzbekistan (70.00 USD), Armenia (76.06 USD) and Lithuania (78.09 USD).

(d) 14 voucher TIR Carnet (Non-member/ Foreign)

Figure XII

2024 prices of the 14 voucher TIR Carnet (Non-member/ Foreign)

22. In 2024, the three countries with the most expensive prices are: Switzerland (301.97 USD), Sweden (221.24 USD) and Denmark (205.01 USD). The three countries with the cheapest prices are: Uzbekistan (70.00 USD), Poland (83.41 USD) and Hungary (85.57 USD).

2. Evolution from 2015 to 2024

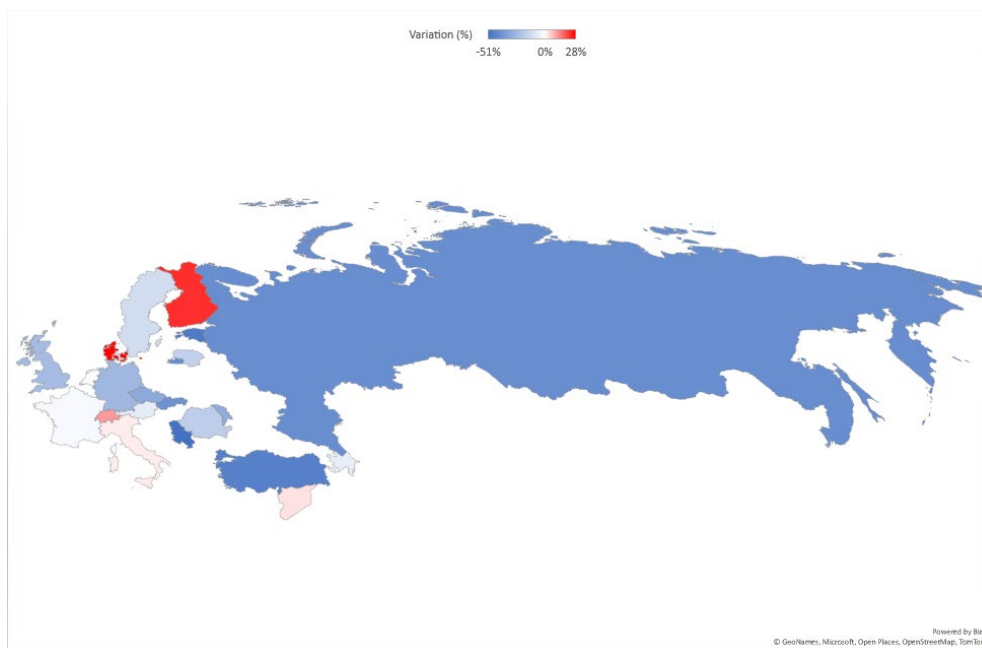
23. This section looks at the variation of the prices of the 6 and 14 voucher TIR Carnets, issued to members/national transporters and non-members/foreign transporters from 2015 to 2024 (when data is available).

(a) 6 voucher TIR Carnet (Member/ National)

<i>Country</i>	<i>Variation (%)</i>
Serbia	-51%
Estonia	-48%
Türkiye	-46%
Russian Federation	-41%
Slovakia	-39%
Czech Republic	-31%
Moldova	-30%
Germany	-26%
United Kingdom	-24%
Romania	-18%
Lithuania	-17%
Sweden	-12%
Austria	-7%
Azerbaijan	-6%
France	-2%
Netherlands	-1%

<i>Country</i>	<i>Variation (%)</i>
Italy	2%
Syrian Arab Republic	3%
Switzerland	11%
Finland	23%
Denmark	28%

Figure XIII
Variation of the prices of the 6 voucher TIR Carnet (Member/National) (2015-2024)

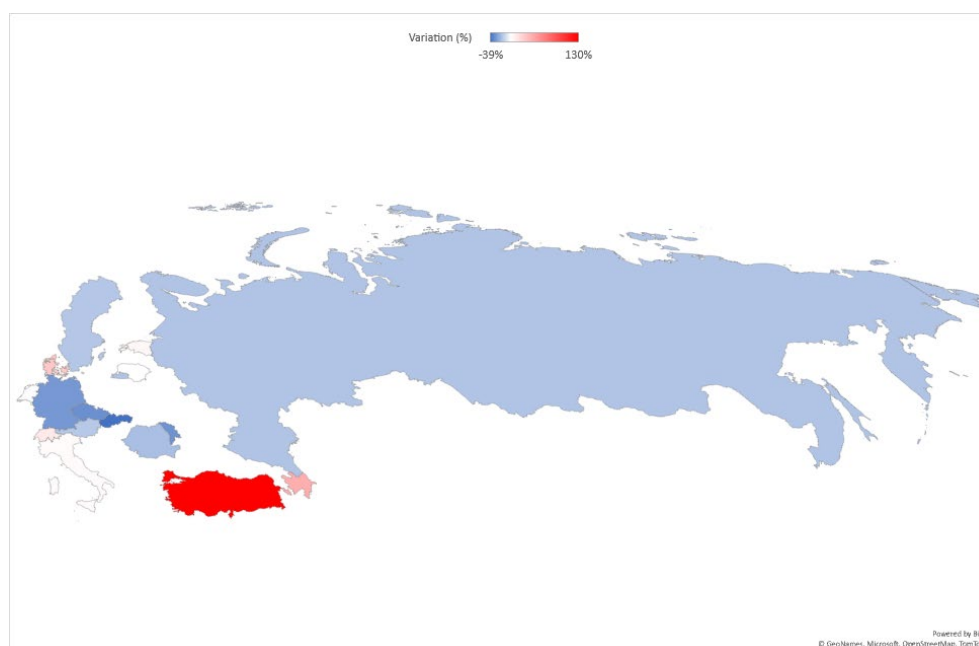


24. From 2015 to 2024, the price of the 6 voucher TIR Carnet, issued to member/national transporters, has decreased in all countries where data is available for both years, except in Moldova and Switzerland.

(b) 6 voucher TIR Carnet (Non-member/ Foreign)

<i>Country</i>	<i>Variation (%)</i>
Slovakia	-39%
Czech Republic	-31%
Moldova	-30%
Germany	-29%
Romania	-18%
Russian Federation	-16%
Sweden	-15%
Austria	-15%
Netherlands	-1%
Lithuania	0%
Italy	2%
Estonia	4%
Switzerland	11%
Denmark	28%
Azerbaijan	41%
Türkiye	130%

Figure XIV

Variation of the prices of the 6 voucher TIR Carnet (Non-member/ Foreign) (2015-2024)

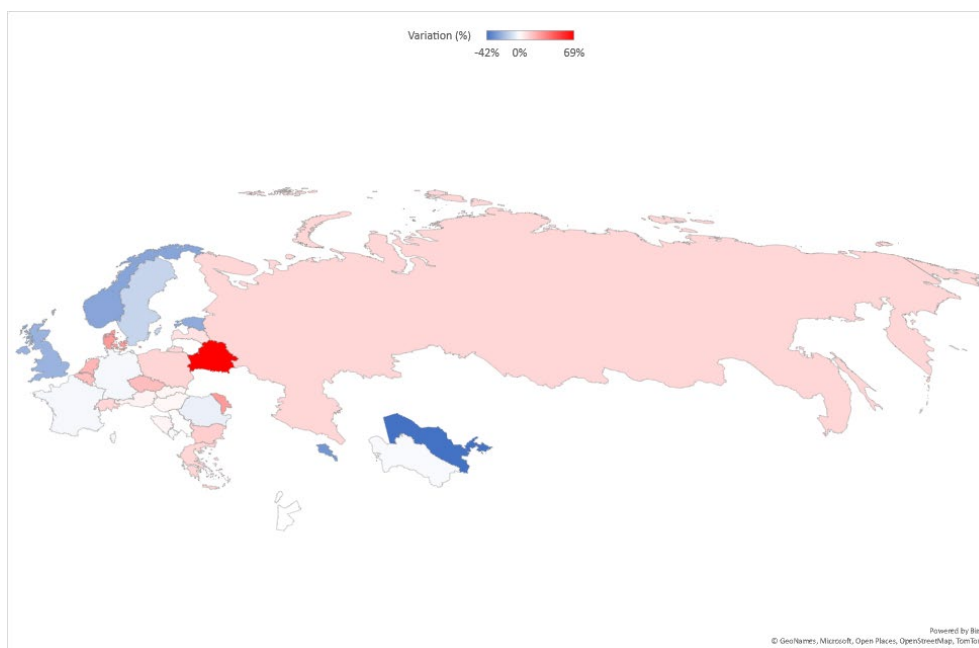
25. From 2015 to 2024, the price of the 6 voucher TIR Carnet, issued to non-member/foreign transporters, has decreased in all countries where data is available for both years, except in Switzerland, Moldova, Türkiye and Ukraine.

(c) 14 voucher TIR Carnet (Member/ National)

<i>Country</i>	<i>Variation (%)</i>
Uzbekistan	-42%
Armenia	-31%
Norway	-27%
Estonia	-25%
United Kingdom	-23%
Sweden	-12%
Romania	-4%
France	-2%
Germany	-2%
Turkmenistan	-1%
Montenegro	-1%
Jordan	0%
Lebanon	0%
Lithuania	0%
Serbia	0%
Hungary	2%
Slovakia	2%
Bosnia and Herzegovina	3%
Austria	3%
Latvia	8%
Switzerland	11%
Russian Federation	11%
Greece	11%

<i>Country</i>	<i>Variation (%)</i>
Poland	11%
Bulgaria	13%
Belgium	17%
Czech Republic	18%
Netherlands	20%
Moldova	27%
Armenia	27%
Denmark	28%
Belarus	69%

Figure XV
Variation of the prices of the 14 voucher TIR Carnet (Member/ National) (2015-2024)



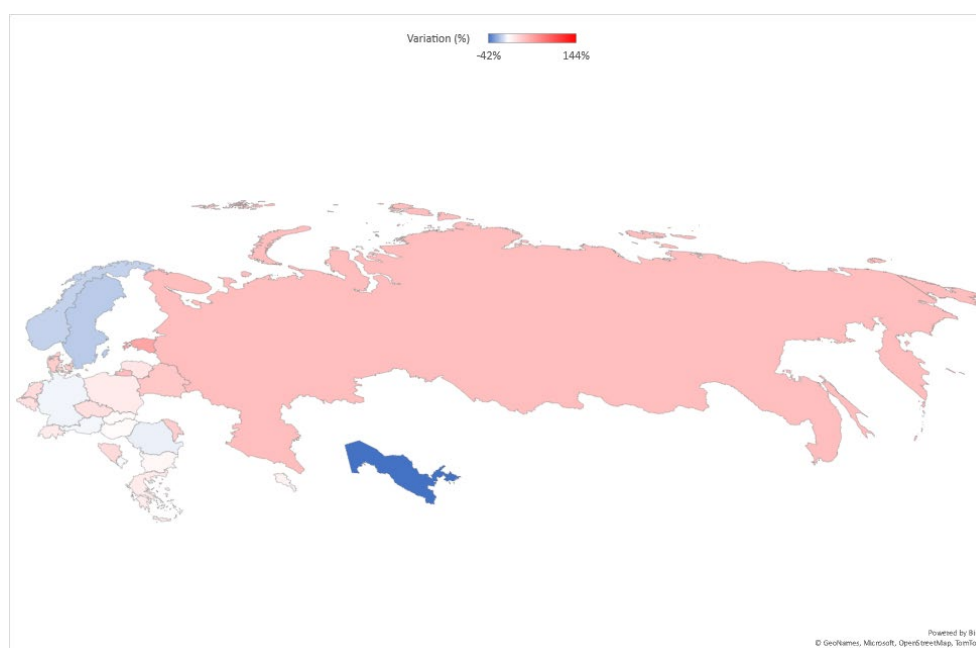
26. From 2015 to 2024, the price of the 14 voucher TIR Carnet, issued to member/national transporters, has decreased in the majority of countries where data is available for both years. However, the price has increased in Azerbaijan, Moldova, Ukraine, Belarus and Slovenia.

(d) 14 voucher TIR Carnet (Non-member/ Foreign)

<i>Country</i>	<i>Variation (%)</i>
Uzbekistan	-42%
Sweden	-15%
Norway	-13%
Romania	-4%
Germany	-3%
Austria	-2%
Montenegro	-1%
Hungary	2%
Slovakia	2%
Bulgaria	5%
Armenia	7%
Switzerland	11%

<i>Country</i>	<i>Variation (%)</i>
Greece	11%
Poland	11%
Lithuania	14%
Belgium	17%
Czech Republic	18%
Netherlands	20%
Bosnia and Herzegovina	20%
Moldova	27%
Denmark	28%
Belarus	31%
Russian Federation	37%
Estonia	50%
Armenia	144%

Figure XVI
Variation of the prices of the 14 voucher TIR Carnet (Non-member/ Foreign) (2015-2024)



27. From 2015 to 2024, the price of the 14 voucher TIR Carnet, issued to non-member/foreign transporters, has decreased in the majority of countries where data is available for both years. However, the price has increased in Armenia, Moldova, Latvia, Belarus, Türkiye, Slovenia and Ukraine.

3. Correlations

28. This section looks at the correlation between the variation of the prices of 6 and 14 voucher TIR Carnets, issued to members/national transporters and non-members/foreign transporters, and the variation of the Gross Domestic Product (GDP) per capita⁵ from 2015 to 2024 (when data is available).

⁵ Data from International Monetary Fund, World Economic Outlook Database, October 2023. Data set: Gross domestic product per capita, constant prices (Units: Purchasing power parity; 2017 international dollar)

	<i>6 voucher M</i>	<i>6 voucher NM</i>	<i>14 voucher M</i>	<i>14 voucher NM</i>
Correlation	-0.3225	0.3540	-0.1745	0.2775

29. The correlation between the variation of the prices and the variation of the GDP per capita are negative for TIR Carnets issued to members/national companies and positive for TIR carnet issued to non-members/foreign companies.

IV. Disclaimer

30. The prices charged by the various issuing associations are not always comparable. Some associations report prices including taxes (e.g., VAT) and fees (e.g., insurance fees) while others do not include some or all of these taxes and fees in the prices they report. Furthermore, national practices, such as the obligation to deposit an amount of money with the association or the payment of annual membership fees, also have an influence on the prices charged for TIR Carnets.

V. Survey on TIR Carnet prices

31. At the request of TIRExB at its seventy-ninth session (ECE/TRANS/WP.30/AC.2/2019/11, para. 40), the secretariat circulated a new survey on TIR Carnet prices for the year 2019 (as contained in TIRExB Informal document No. 23 (2018)). The new survey clearly requests issuing associations to report the prices including all taxes and fees. The 2021, 2022, 2023 and 2024 surveys remained identical. Most issuing associations used the survey to provide their TIR Carnet prices.

VI. Considerations by the Board

32. In view of the above, the Committee may wish to take note the prices presented in Annexes I and II as well as the analysis of the 2023 and 2024 TIR Carnet prices..

Annex I

Table I.1
2023 prices
 (United States dollars)

Country	Association	4 Volets TIR Carnet		6 Volets TIR Carnet		14 Volets TIR Carnet		16 Volets TIR Carnet		20 Volets TIR Carnet	
		Member/ National	Non-member/ Foreign	Member/ National	Non- member/ Foreign	Member/ National	Non-member/ Foreign	Member/ National	Non- member/ Foreign	Member/ National	Non- member/ Foreign
IRU distribution net price ¹				34.65	34.65	69.11	69.11	69.11	69.11		
Armenia	AIRCA					78.01	140.85				
Austria	AISÖ			62.05	62.05	96.17	96.17				
Azerbaijan	ABADA			84.20		136.20					
Belarus	BAMAP			62.11	76.73	113.26	127.88				
Belgium	FEBETRA	77.56	77.56			118.92	118.92				
Bosnia and Herzegovina	AIRH					90.00	105.00				
Bulgaria	AEBTRI			49.03	101.39	83.57	101.39				
China	CRTA			139.57	167.48						
Czech Republic	CESMAD BOHEMIA			56.50	56.50	89.69	89.69			89.69	89.69
Denmark	DTL			171.35	190.39	171.35	190.39				
Estonia	ERAA	55.84		55.84		80.66					
Finland	SKAL			114.77	114.77	114.77	114.77				
France	AFTRI	77.56		98.24		124.10		124.10			
Georgia	GIRCA			91.32	105.02			125.57	154.11		
Germany	AIST			78.81	78.81	112.76	112.76				
	BGL			82.71		111.22					
Hungary	MKFE			57.10	57.10	78.34	78.34				
India	FICCI	113.30	113.30	113.30	113.30	113.30	113.30	113.30	113.30	113.30	113.30
Iran (Islamic Republic of)	ICCIM			35.35	35.35	61.32	61.32	61.32	61.32		
Italy	UICCIAA			87.05	87.05	100.04	100.04				
Jordan	RACJ					141.24					
Latvia	LA			39.69	59.98	78.59	99.28				

¹ Prices converted to USD using the 13 January 2023 exchange rate.

Country	Association	4 Volets TIR Carnet		6 Volets TIR Carnet		14 Volets TIR Carnet		16 Volets TIR Carnet		20 Volets TIR Carnet	
		Member/ National	Non-member/ Foreign	Member/ National	Non- member/ Foreign	Member/ National	Non-member/ Foreign	Member/ National	Non- member/ Foreign	Member/ National	Non- member/ Foreign
Lebanon	CCIAB			100.00		150.00					
Lithuania	LINAVA			52.17	52.17	74.46	74.46				
Moldova	AITA			53.90	53.90	76.06	76.06				
Montenegro	PKCG					105.93	105.93				
Morocco	AMTRI	114.57	114.57								
Netherlands	NIWO/TLN	65.79		79.61		88.89					
North Macedonia	AMERIT			51.81	51.81	88.74	88.74				
Norway	NLF					80.16	130.26				
Poland	ZMPD			32.65	32.65	67.48	67.41				
Romania	UNTRR	88.24	88.24	92.59	92.59	108.93	108.93				
Russian Federation	ASMAP			40.99	56.25	67.19	86.96				
Saudi Arabia	SATA			32.18							
Serbia	CCIS-ATT			53.09		100.76		100.76			
Slovakia	CESMAD SLOVAKIA			53.25	53.25	90.52	90.52				
Slovenia	GIZ			123.90	123.90	154.61	154.61	154.61	154.61		
	INTERTRANSPORT										
Spain	ASTIC			103.41		103.41					
Sweden	SA			180.28	208.75	180.28	208.75				
Switzerland	ASTAG			174.86	284.15	174.86	284.15				
Syrian Arab Republic	SNC ICC			165.00							
Türkiye	TOBB			44.13	162.05	83.74	162.05				
Turkmenistan	THADA			32.13	32.13	68.52	68.52				
Ukraine	AsMAP UA			41.69	83.38	87.85	175.71	87.85	175.71		
United Kingdom	RHA	71.86		93.41		100.60					
Uzbekistan	AIRCUZ			44.00	44.00	76.00	76.00				

Annex II

Table II.1
2024 prices
(United States dollars)

Country	Association	4 Volets TIR Carnet		6 Volets TIR Carnet		14 Volets TIR Carnet		16 Volets TIR Carnet		20 Volets TIR Carnet	
		Member/ National	Non- member/ Foreign	Member/ National	Non- member/ Foreign	Member/ National	Non- member/ Foreign	Member/ National	Non- member/ Foreign	Member/ National	Non- member/ Foreign
IRU distribution net price ¹				37.74	37.74	75.26	75.26	75.26	75.26		
Armenia	AIRCA					68.53	131.44	68.53	131.44		
Austria	AISÖ			60.00	60.00	93.00	93.00	93.00	93.00		
Azerbaijan	ABADA			86.58	129.87			156.46	234.69		
Belarus	BAMAP			47.81	59.05	87.18	98.42				
Belgium	FEBETRA	75.00	75.00			115.00	115.00				
Bosnia and Herzegovina	AIRH					97.11	113.30	97.11	113.30		
Bulgaria	AEBTRI			53.72	93.12	89.54	93.12				
China	CRTA			76.94	153.88						
Czech Republic	CESMAD BOHEMIA			49.64	49.64	86.67	86.67				
Denmark	DTL			170.11	189.02	170.11	189.02				
Estonia	ERAA	54.90	109.80	54.90	109.80	79.30	158.60				
Finland	SKAL			110.98							
France	AFTRI	75.00		95.00		120.00					
Germany	AIST			74.00	74.00	105.88	105.88				
	BGL			79.98		107.55					
Greece	OFAE			65.00	65.00	85.00	85.00				
Hungary	MKFE			56.19	56.19	77.10	77.10				
India	FICCI	102.27	102.27	102.27	102.27	102.27	102.27	102.27	102.27	102.27	102.27
Iran (Islamic Republic of)	ICCIM			45.42	45.42			79.20	79.20		
Italy	UICCIAA			81.74	81.74			77.00	77.00		
Jordan	RACJ					127.26					
Latvia	LA			40.15	60.00	79.00					
Lebanon	CCIAB			90.10		135.15					
Lithuania	LINAVA			50.45	60.45	72.00	82.00				
Moldova	AITA			51.34	51.34	94.38	94.38				

¹ Prices converted to USD using the 15 January 2024 exchange rate.

Country	Association	4 Volets TIR Carnet		6 Volets TIR Carnet		14 Volets TIR Carnet		16 Volets TIR Carnet		20 Volets TIR Carnet	
		Member/ National	Non- member/ Foreign	Member/ National	Non- member/ Foreign	Member/ National	Non- member/ Foreign	Member/ National	Non- member/ Foreign	Member/ National	Non- member/ Foreign
Montenegro	PKCG					100.00	100.00				
Netherlands	NIWO/TLN			81.07	81.07	99.22	99.22				
Norway	NLF					71.23	115.74				
Poland	ZMPD			38.81	38.81	75.15	75.15				
Romania	UNTRR	81.00	81.00	85.00	85.00	100.00	100.00				
Russian Federation	ASMAD			39.34	55.66	74.83	92.49	74.83	92.49		
Saudi Arabia	SATA			48.63	52.27						
Serbia	CCIS-ATT			48.19		99.59		99.59			
Slovakia	CESMAD			50.00	50.00	85.00	85.00				
	SLOVAKIA										
Spain	ASTIC			100.00							
Sweden	SA			172.15	199.34	172.15	199.34				
Switzerland	ASTAG			139.21	246.30	171.34	278.42				
Syrian Arab Republic	SNC ICC			150.48							
Türkiye	TOBB			38.25	162.18			73.43	162.18		
Turkmenistan	THADA			60.26		94.51		94.51			
United Kingdom	RHA	69.04		89.75		96.66					
Uzbekistan	AIRCUZ			41.95	41.95	63.84	63.84				