



**INTERSTATE STATISTICAL COMMITTEE OF THE COMMONWEALTH
OF INDEPENDENT STATES
(CISStat)**



Round of population censuses 2020: migration of the population in the CIS

Irina Zbarskaya

CISStat

**Expert Group on Migration Statistics
Geneva, Switzerland, May 7-8, 2024**



Round of population censuses 2020 in the CIS

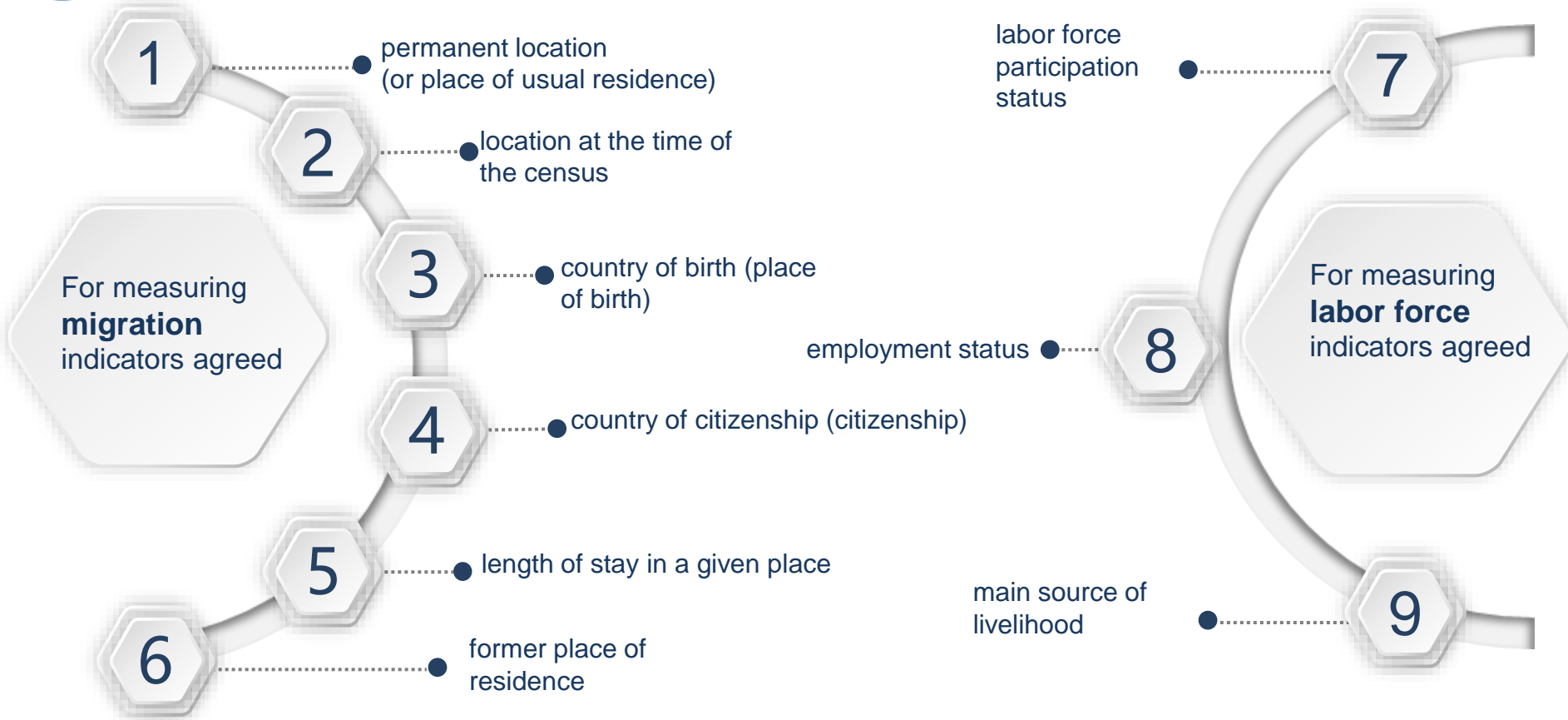
UN Resolution of June 10, 2015 “World Program of Population and Housing Censuses 2020”: “Urges Member States to conduct at least one population and housing census between 2015 and 2024.”

Decision of the Council of Heads of State of the CIS “On conducting population censuses of the 2020 round in the CIS member states(September 2016, Bishkek).

Decision of the Council of Heads of Government of the CIS(November 2017, Tashkent)
– approval of the list of indicators for inclusion in the national population census programs for the 2020 round.



Migration and labor force indicators





Round of population censuses 2020 in the CIS



NUMBER OF RECORDED POPULATION OF THE CIS COUNTRIES (as of April 2024)

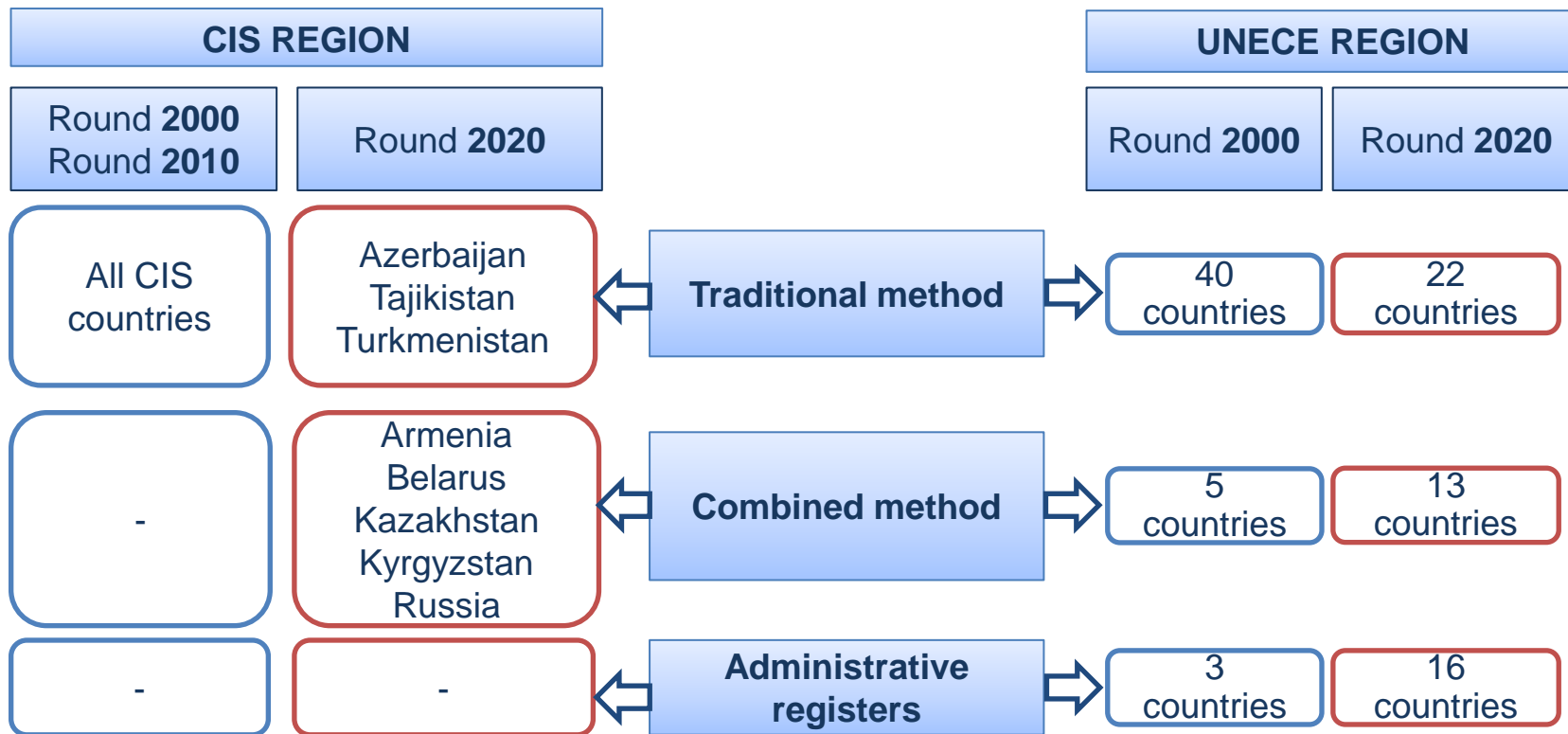
212 million people

Population census of CIS countries in round 2020:

- via the Internet by the respondents themselves - **35 million people** (16%)
- population survey by census taker/administrative sources - **177 million people** (84%)



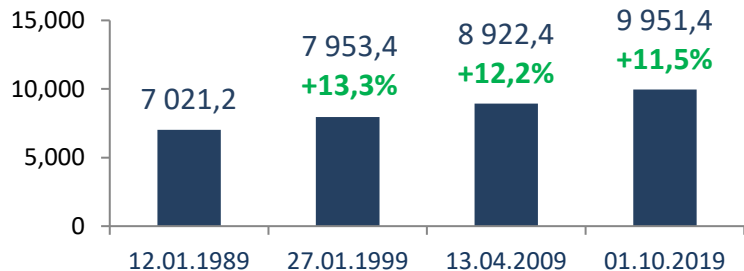
Census



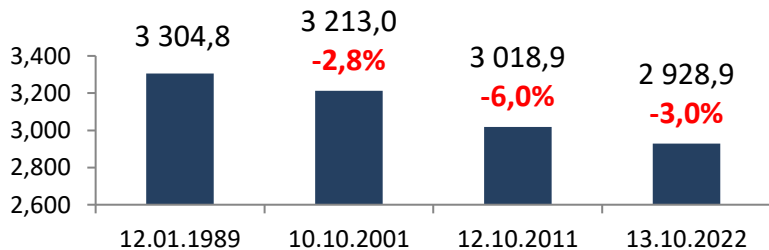


Population according to census results and its changes

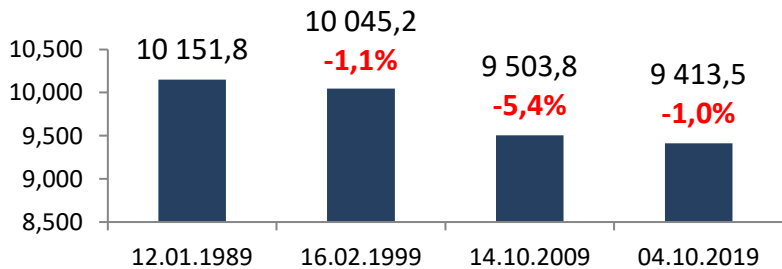
Azerbaijan, million people



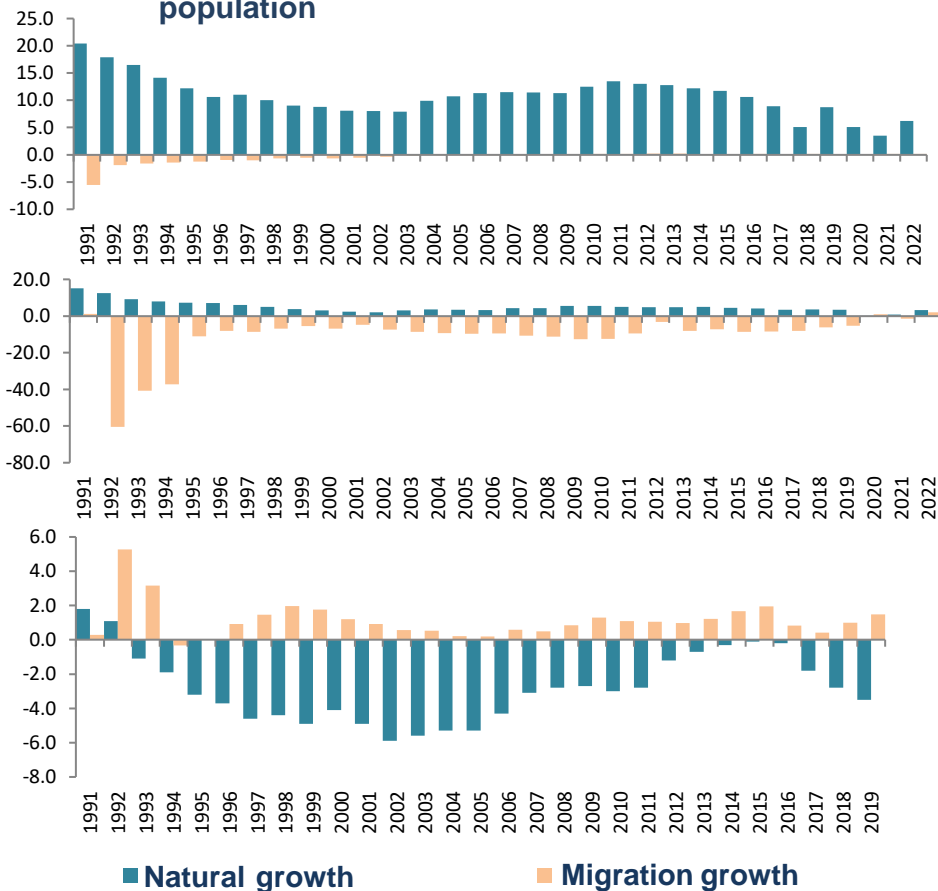
Armenia, million people



Belarus, million people



Natural and migration growth, per 1000 population





Population according to census results and its changes

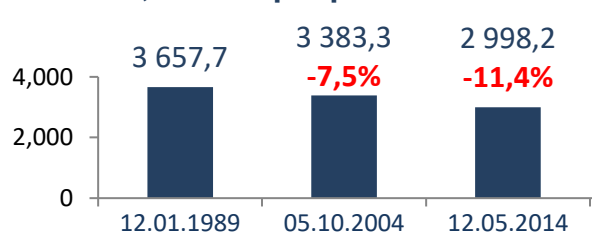
Kazakhstan, million people



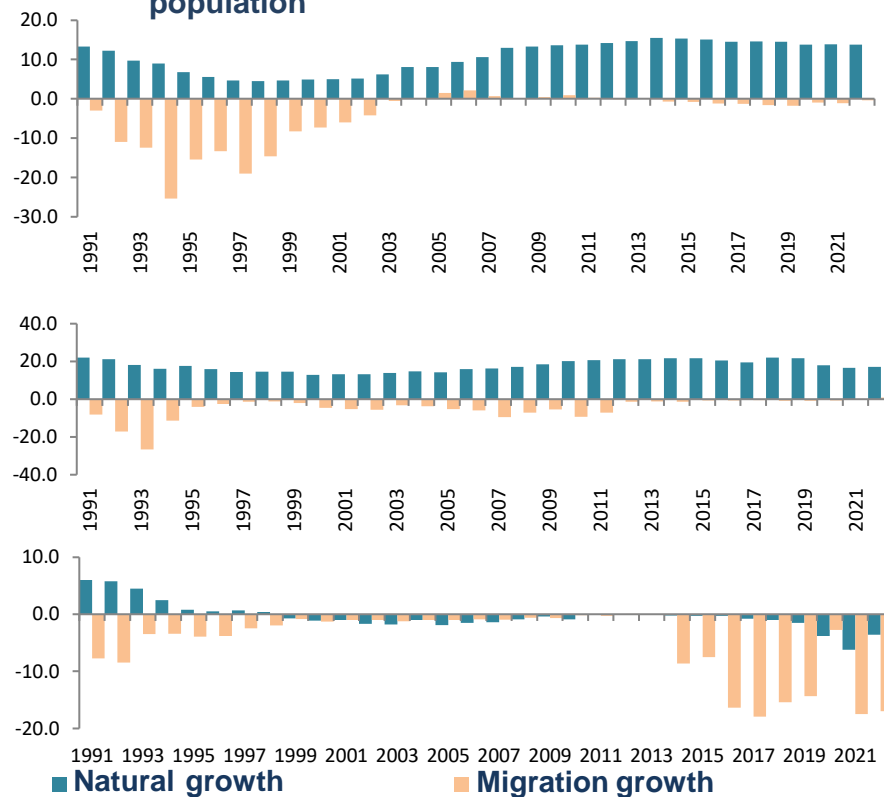
Kyrgyzstan, million people



Moldova, million people



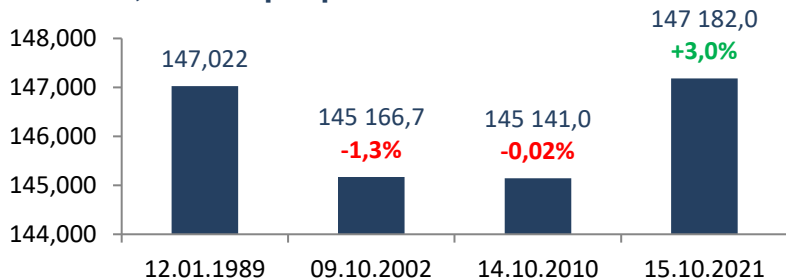
Natural and migration growth, per 1000 population



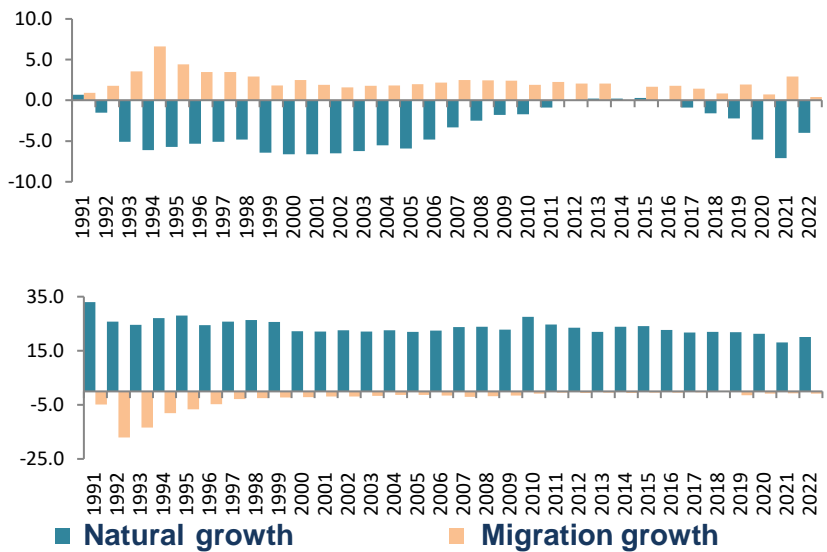


Population according to census results and its changes

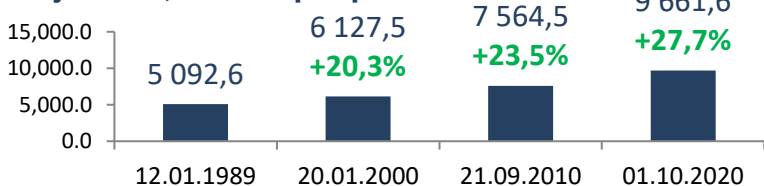
Russia, million people



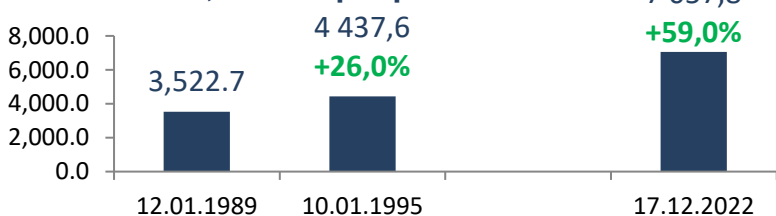
Natural and migration growth, per 1000 population



Tajikistan, million people

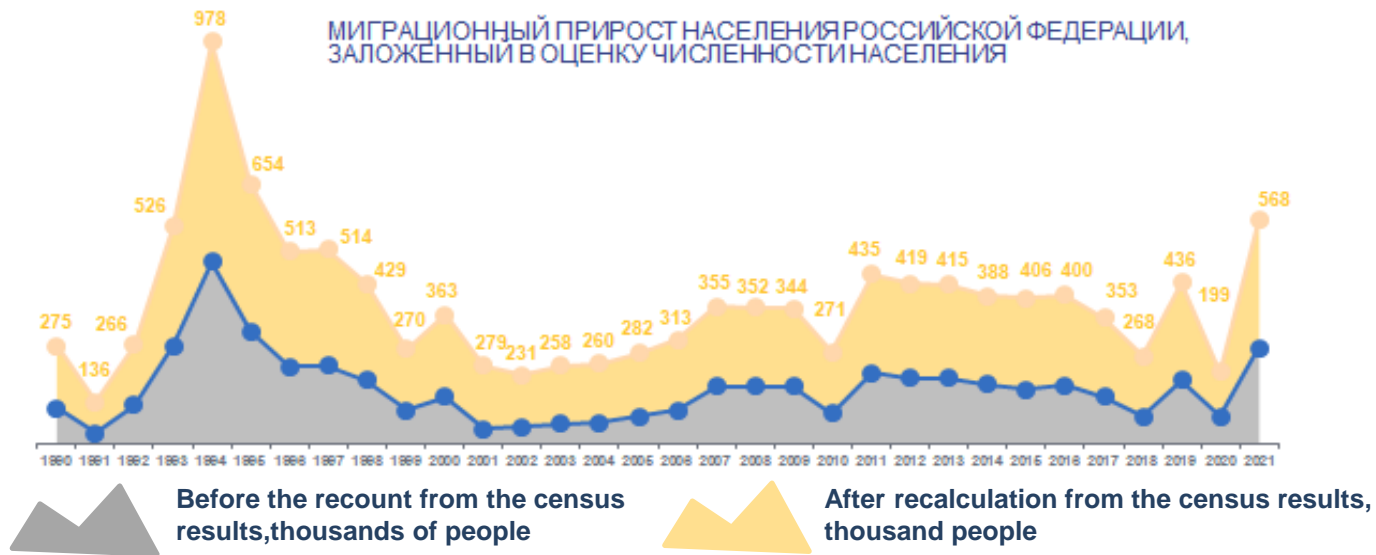


Turkmenistan, million people





Accounting for migration in intercensal period¹

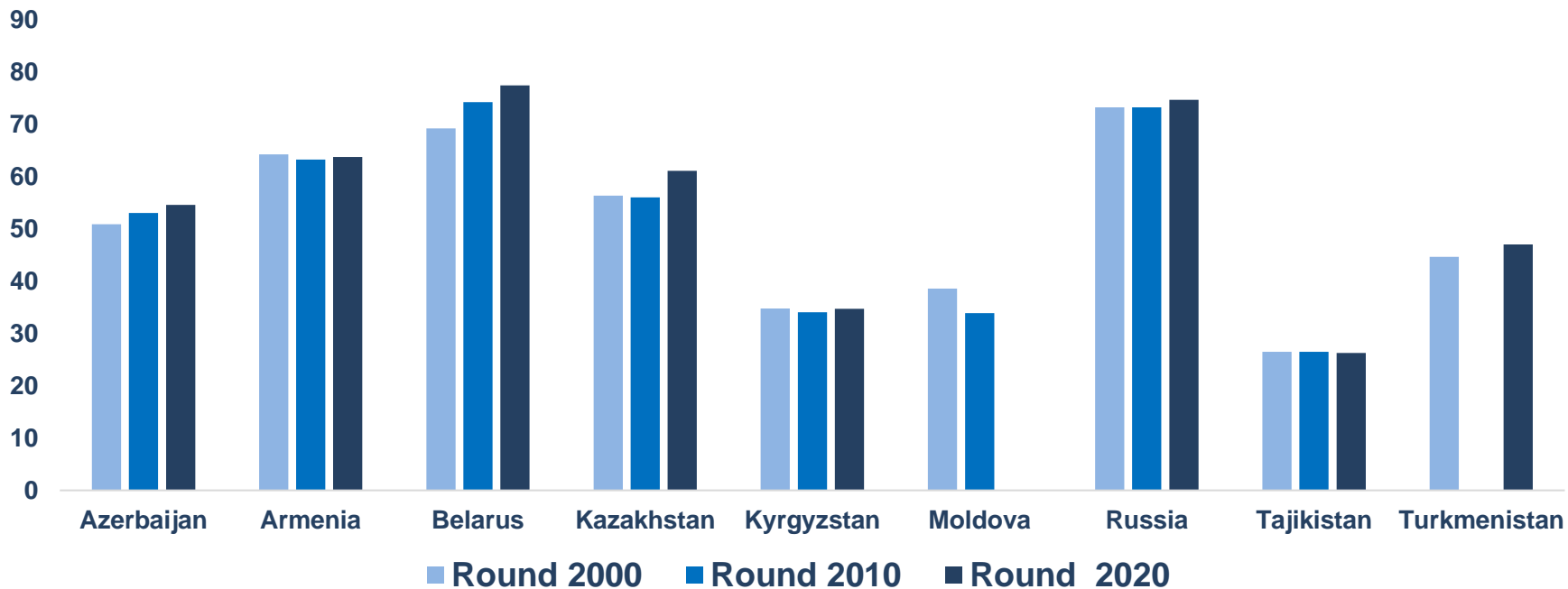


¹ "Accounting for migration processes in the All-Russian population censuses", report by G.E. Sheverdova, Rosstat, Scientific conference "Lomonosov readings - 2024", Moscow State University, Moscow, 2024



Censuses (1)

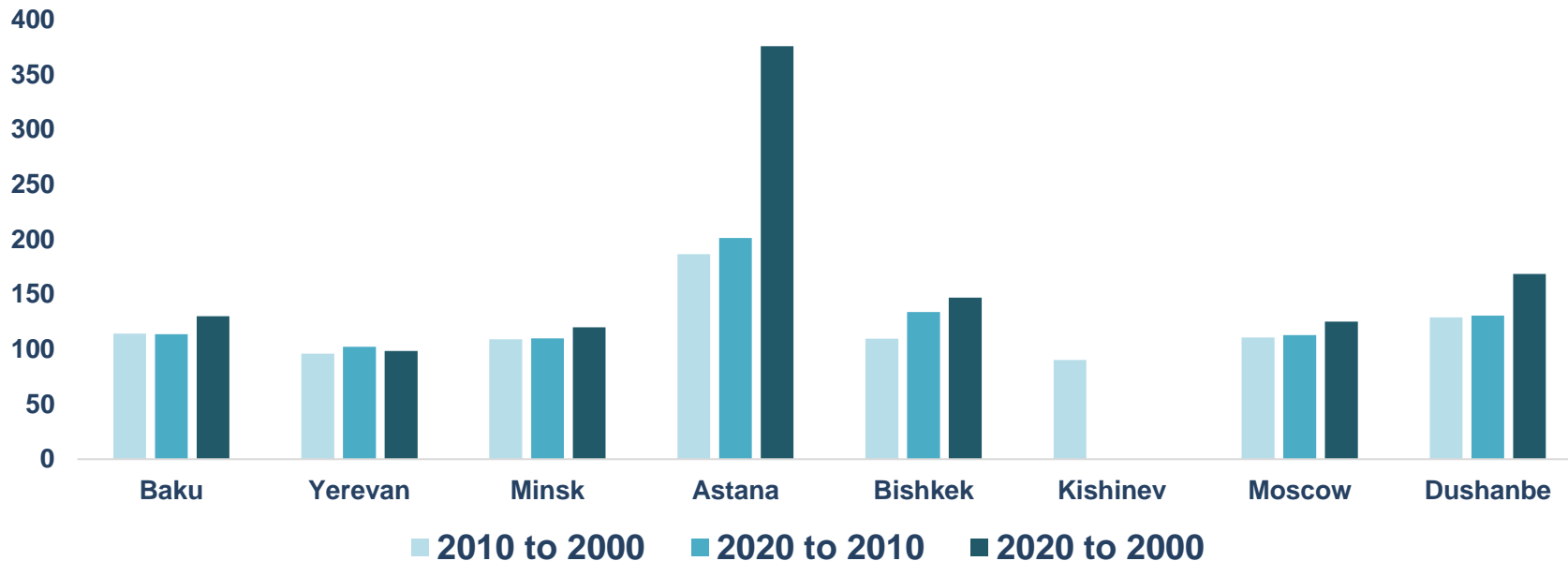
Urban population share, %





Censuses (2)

Change in the permanent population of the capitals of the Commonwealth states, %





Distribution of population by citizenship, %

	Total	out of them hold citizenship:			Hold dual citizenship ¹	No citizenship
		of their country	of other country	including CIS countries		
Azerbaijan						
2009	100	99.8	0.1	...	-	0.04
2019	100	99.9	0.1	45.2	-	0.0
Armenia						
2011	100	99.2	0.8	...	0.4	0.0
2022	100	98.5	1.5	62.1	1.4	0.0
Belarus						
2009	100	96.5	1.3	88.8	-	0.2
2019	100	98.2	1.7	88.8	-	0.1
Kazakhstan						
2009	100	99.0	0.6	84.3	-	0.4
2021	100	99.8	0.2	83.0	-	0.0
Kyrgyzstan						
2009	100	99.4	0.6	77.5	-	0.0
2022	100	98.7	-	0.1
Moldova						
2004	100	99.7	0.2	5.6	...	0.1
2014	100	99.5	0.5	0.0
Russia						
2010	100	99.4	0.5	84.2	0.06	0.1
2020	100	99.6	0.3	63.2	0.1	0.07
Tajikistan						
2010	100	99.9	0.1	57.8	-	0.0
2020	100	99.9	0.1	37.9	0.5	0.0

¹For states intending to receive this information (based on national legislation).



Population censuses, Russia¹

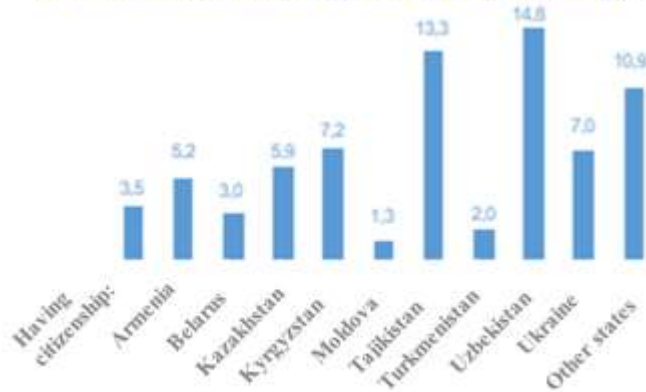
RESULTS OF THE ALL-RUSSIAN POPULATION CENSUS - 2020

99,6% citizens of Russia, of
0,1% having two citizenships

0,3% foreign citizens

0,1% without
citizenship

Distribution of foreign citizens by country of citizenship (as % of those indicating country of citizenship)



63,2%

Foreign citizens
who have acquired
citizenship of CIS
member states

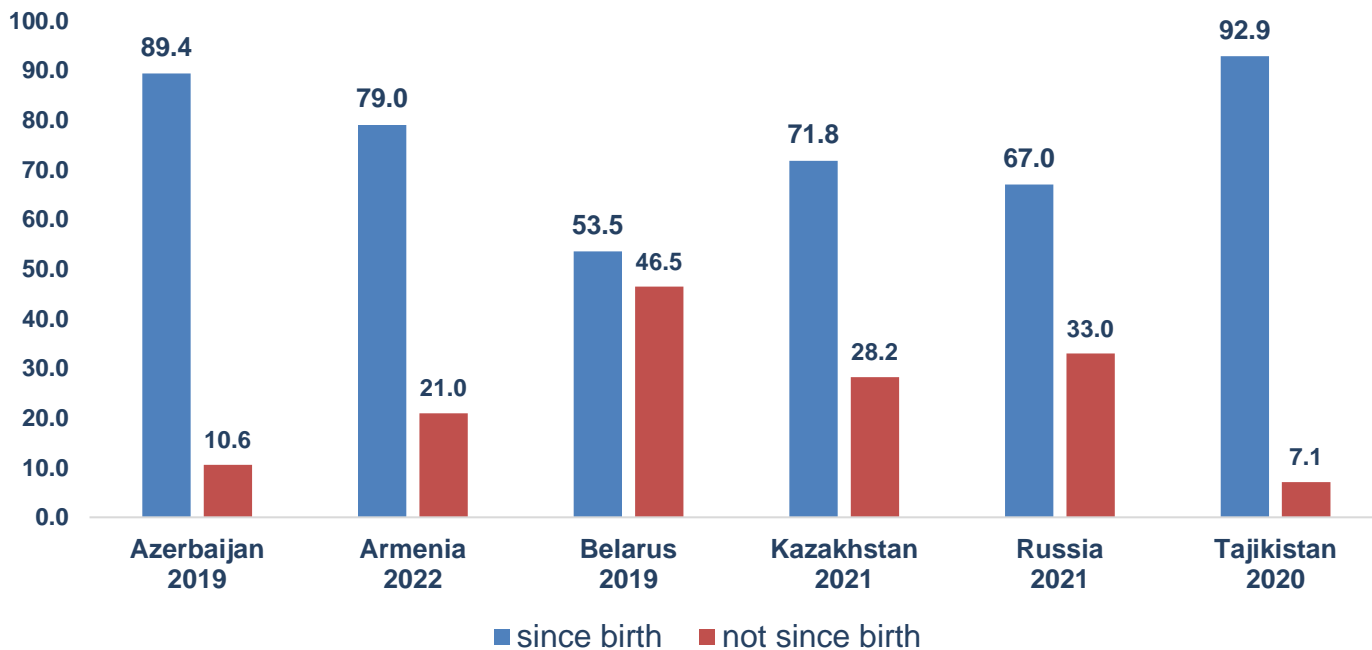
¹ "Accounting for migration processes in the All-Russian population censuses", report by G.E.Sheverdova, Rosstat, Scientific conference "Lomonosov readings - 2024", Moscow State University, Moscow, 2024



Study of migration in the CIS region during population censuses

Population living continuously from birth and not from birth, based on the results of the 2020 round of population censuses

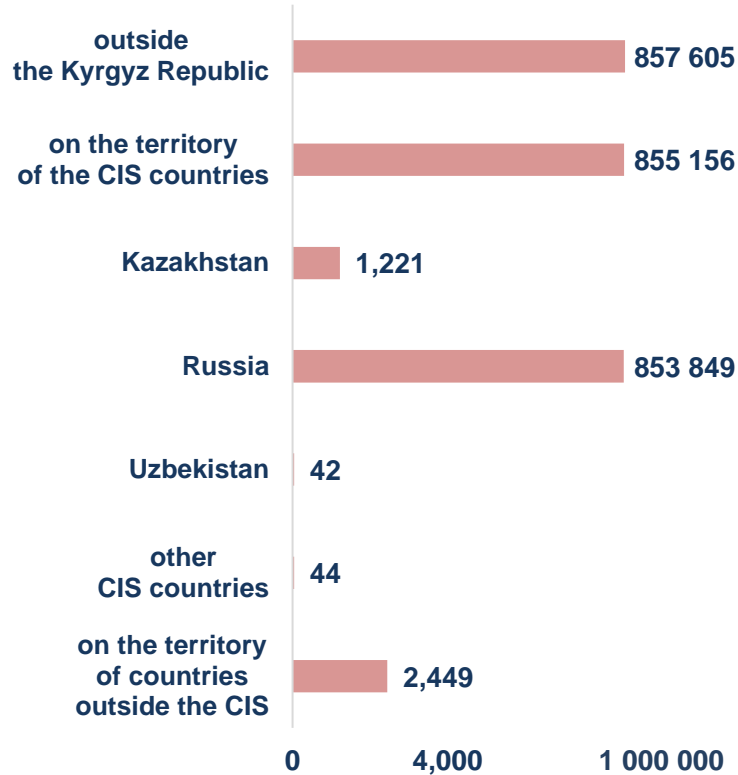
(indicating the duration of residence at the place of permanent residence, %)



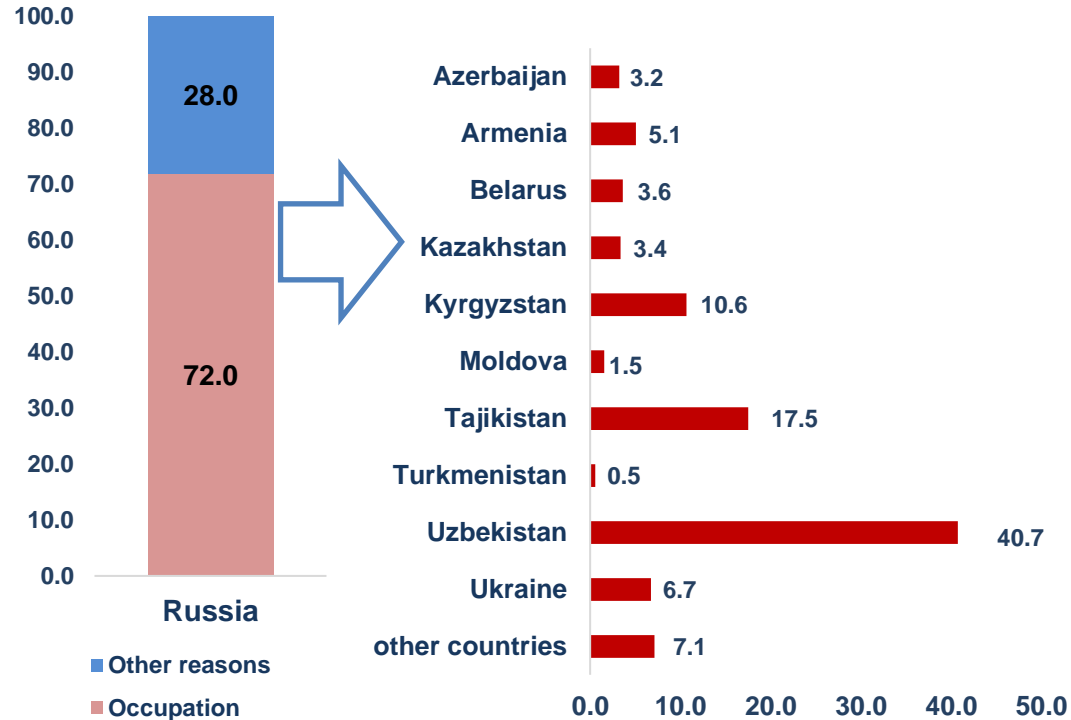


Census round 2020

Temporarily absent population of the Kyrgyz Republic, indicating the reason for absence - occupation (person)




Temporarily located on the territory of the Russian Federation for the purpose of working in their country of permanent residence, %






2000

Population census round 2000


 [Итоги переписей населения в странах Содружества Независимых Государств \(раунда 2000 года\), Статистический сборник \(русско-английский\), 2006](#)

 [Results of Population Censuses in the Countries of the Commonwealth of Independent States \(2000 Round\), \(English-Russian\), Statistical Abstract, 2006](#)

<https://new.cisstat.org>



Key International Projects



**Results of population censuses
2000 round**

<http://new.cisstat.org/301>



Results of population censuses 2010 round

<http://new.cisstat.org/301>

Population census round 2010























О Всемирной программе переписей населения и жилищного фонда 2010 года

Ход подготовки к проведению переписей населения в государствах-участниках СНГ

Итоги переписей населения раунда 2010 года

О методологических положениях переписей населения государств-участников СНГ раунда 2010 года

Results of the population census round 2010

-   Итоги переписей населения раунда 2010 года в государствах-участниках СНГ
-   Краткие методологические пояснения
-   Численность постоянного населения государств Содружества по данным переписей населения
-   Численность постоянного населения столиц государств Содружества
-   Численность постоянного населения государств Содружества по возрасту и полу
-   Число домохозяйств и их средний размер
-   Число домохозяйств, имеющих детей в возрасте моложе 18 лет
-   Уровень образования населения
-   Национальный состав населения государств Содружества
-   Мигранты по продолжительности проживания в месте постоянного жительства и предыдущему месту жительства
-   Распределение постоянного населения по гражданству



Census Information – 2020 Round

Population census round 2020

О Всемирной программе переписей населения и жилищного фонда 2020 года

Руководящие документы

Рекомендации международных организаций

Методологические материалы региона СНГ

Семинары и совещания региона СНГ

Семинары и совещания ЕЭК ООН

О ходе работ по подготовке к проведению переписей населения

Итоги переписей населения

Results of population censuses round 2020 years

<http://new.cisstat.org/301>



Thank you for your attention

www.new.cisstat.org

