



Administrative data and migration statistics in the CIS countries

Natalia Kiseleva

CISStat

Expert Group on migration statistics
Geneva, Switzerland, 7-8 May 2024



In 2021, the CES Task Force developed Guidelines for assessing the quality of administrative sources for use in population censuses




Final materials

quality parameters




**relevance; precision and reliability;
timeliness and punctuality;
accessibility and clarity;
consistency and comparability**





Within the framework of the project "Preparation for the 2020 round of the Population Census and improvement of migration statistics in the CIS countries", a Guide was prepared on the use of administrative sources and sample surveys to measure international migration in the CIS countries





Use of data by the NSS of the CIS countries from Border Guard Services and other departments dealing with migration issues population, population survey results

Armenia

- Information System Border Electronic Administration, National Security Service
- Departmental services resources of the Ministry of Internal Affairs of Armenia
- Integrated survey of household living standards (conditions)

Belarus

- Ministry of Internal Affairs - information on the stay of foreign citizens and stateless persons
- State Border Committee - information about crossing the State Border of Belarus

Moldova

- State Services Agency
- Border Service data

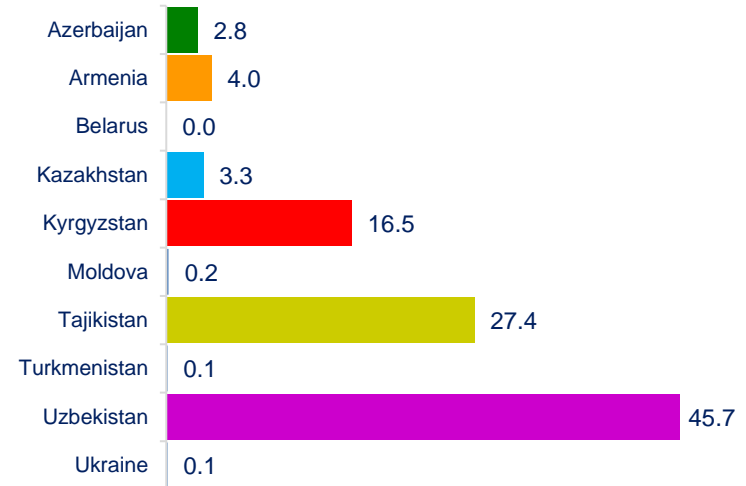


Entry into the Russian Federation of citizens of the CIS countries and departure of Russian citizens from the Russian Federation in 2023

(on the data* Border Service of the Federal Security Service of the Russian Federation, persons)

Countries of citizenship / exit	Entry of foreign citizens into Russia	% of the total number of entrances to Russia from the CIS countries foreign citizens	Entry the Russian Federation for the purpose of work	% of the total number of entrances to Russia from the CIS countries citizens for the purpose of work	Departure of Russian citizens	% of the total number of exit by Russian citizens to CIS countries	Exit from the Russian Federation for the purpose of work	% of the total number of exit from the Russian Federation to CIS countries for work purposes
Azerbaijan	476 743	4,1	121 548	2,8	559 350	9,4	3 605	5,7
Armenia	616 659	5,4	174 081	4,0	1 105 432	18,5	8 097	12,9
Belarus	414 677	3,6	1 935	0,0	-	-	-	-
Kazakhstan	3 163 214	27,5	143 580	3,3	2 942 277	49,3	33 870	54,0
Kyrgyzstan	1 140 239	9,9	718 414	16,5	4 44 531	7,4	4 124	6,6
Moldova	118 456	1,0	7 093	0,2	125 550	2,1	0	0,0
Tadjikistan	2 153 956	18,7	1 195 954	27,4	313 941	5,3	1 877	3,0
Turkmenistan	87 651	0,8	2 770	0,1	107 82	0,2	335	0,5
Uzbekistan	3 109 445	27,0	1 994 182	45,7	456 671	7,7	10 872	17,3
Ukraine	225 962	2,0	2 639	0,1	9 109	0,2	-	-
CIS countries	11 507 002	100,0	4 362 196	100,0	5 967 643	100,0	62 780	100,0

Entry the Russia for the purpose of work in 2023 (% of the total number of entrances to Russia from the CIS countries citizens for the purpose of work)





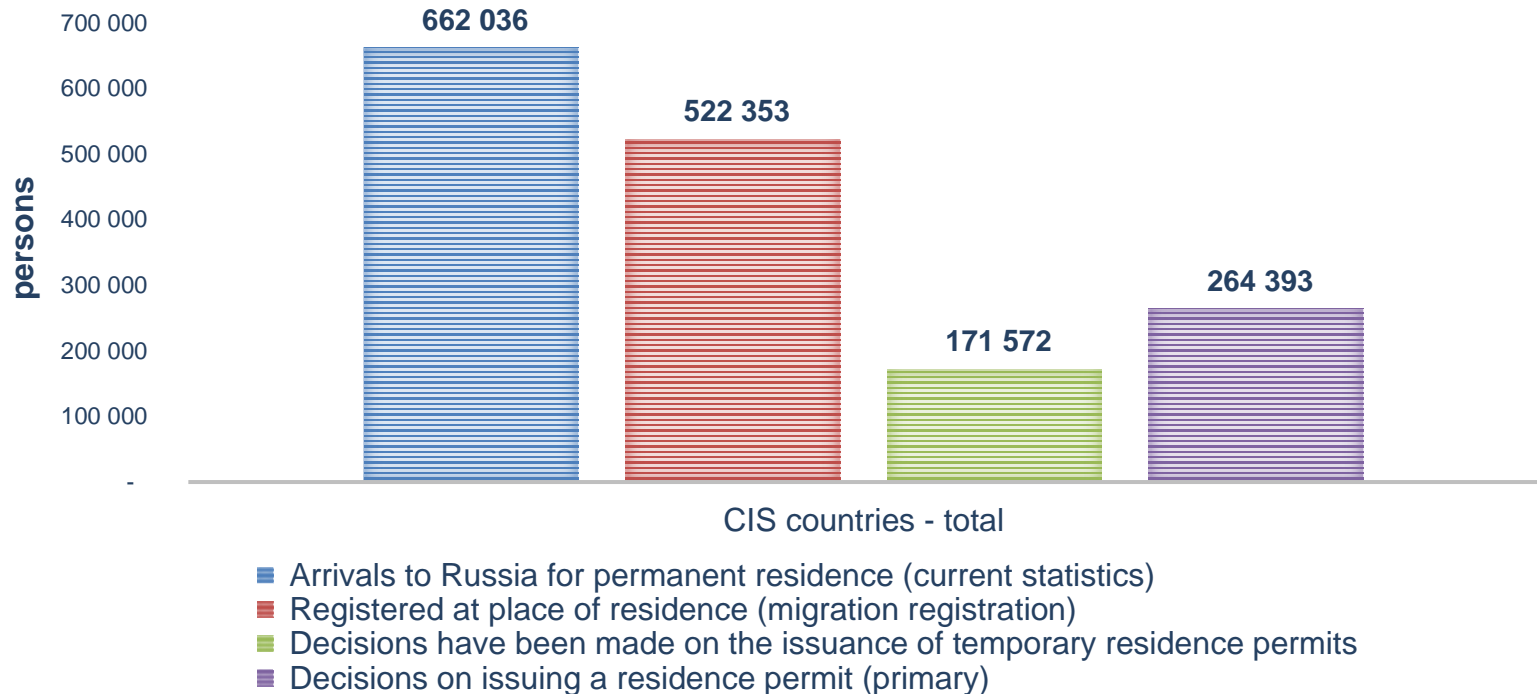
Administrative data and migration statistics in the CIS countries

Information on arrivals to the Russian Federation according to the administrative data of the migration registration (Ministry of Internal Affairs of Russia) in 2022

	Number of facts of migration registration of foreign citizens and stateless persons	in that including at the place of stay	of these, by purpose of entry						
			business	tourism	study	work	private	humanitarian	other
International migration - total	16 870 094	16 309 890	192 005	306 753	866 342	11 806 832	2 666 963	14 391	456 604
Total for CIS countries	15 468 341	14 945 988	57 982	174 572	450 522	11 483 835	2 414 316	9 940	354 821
Azerbaijan	492 839	454 054	3 438	5 932	13 194	294 899	123 186	45	13 360
Armenia	509 812	466 391	2 463	5 311	14 411	332 199	98 904	31	13 072
Belarus	552 603	534 525	13 464	91 437	11 711	174 305	186 012	186	57 410
Kazakhstan	591 063	534 833	12 551	21 004	93 723	162 735	212 619	312	31 889
Kyrgyzstan	1 184 469	1 160 310	3 264	4 188	38 467	978 216	114 889	85	21 201
Moldova	162 783	139 640	1 328	1 661	5 572	65 197	61 763	21	4 098
Tajikistan	4 448 261	4 257 156	3 597	4 208	116 092	3 528 319	556 187	89	48 664
Turkmenistan	111 001	103 853	4 472	2 950	66 721	8 344	17 144	53	4 169
Uzbekistan	6 345 614	6 286 333	9 279	12 225	76 152	5 837 363	284 502	89	66 723
Ukraine	1 069 896	1 008 893	4 126	25 656	14 479	102 258	759 110	9 029	94 235
Other countries - total	1 401 753	1 363 902	134 023	132 181	415 820	322 997	252 647	4 451	101 783



Arrivals in the Russian Federation in 2022, data of statistical accounting (Rosstat) and migration registration (administrative data of the Ministry of Internal Affairs of Russia)





Refugees in the CIS countries

(person registered with the specified status;
2005, 2010 - data at the end of the year; 2015, 2020, 2021 - mid-year)

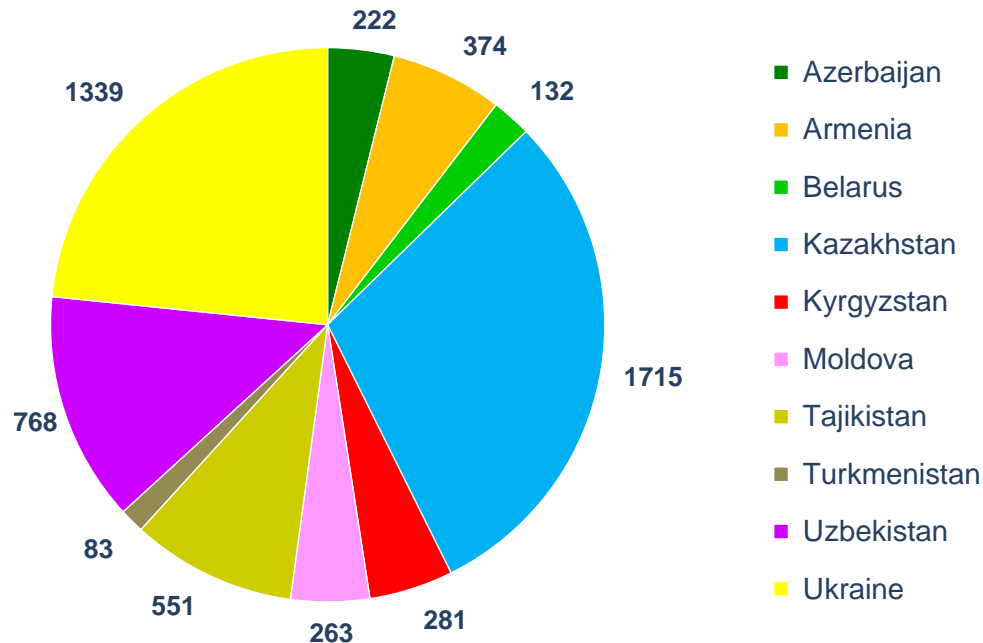
	2005	2010	2015	2020	2021
Azerbaijan	3 004	1 891	1 357	1 120	1 603
Armenia	219 550	3 296	15 690	17 985	45 415
Belarus	725	589	1 369	2 828	2 924
Kazakhstan	7 265	4 406	662	510	399
Kyrgyzstan	2 598	2 458	433	349	327
Moldova	84	148	389	431	405
Russian	1 523	4 922	315 313	28 909	15 052
Tajikistan	1 018	3 131	1 782	5 208	6 780
Uzbekistan	43 950	311	118	14	13
Ukraine	2 346	3 022	3 232	2 218	2 310

Source:
Statistical
Yearbook
2022, (65th
edition).
International
migrant stock
and refugees
and others of
concern to
UNHCR



The number of migrants arrived from the CIS countries to Russia for climatic reasons* for 2014-2020 (persons)

Climatic and environmental factors often influence migration decisions indirectly. Therefore, statistical data reflect the direction of such migration flows, but questions arise in estimating their real scale.



*The Impact of Global Climate Change on Migration in the Russian Federation and Central Asian Countries. // Population, 25(3), 18-32. Ryazantsev S.V., Moiseeva E.M. (<https://www.fnisc.ru/>).



Thank you for your attention

www.new.cisstat.org

