

13 June 2023

UNECE Expert Meeting on Statistical Data Collection – Rethinking Data Collection

# THE MOBILE RESPONSE AS DETERMINANT FACTOR IN MIXED-DEVICE CAWI: THE CASE OF AN ISTAT SURVEY ON STUDENTS

Luciano Fanfoni

Istat | Information Technology Directorate  
Limesurvey | Italian Community Leader

Sabrina Barcherini

Istat | Data Collection Directorate

Serena Liani

Istat | Data Collection Directorate


Fabio Massimo Rottino

Istat | Demographic Statistics and Population Census Directorate

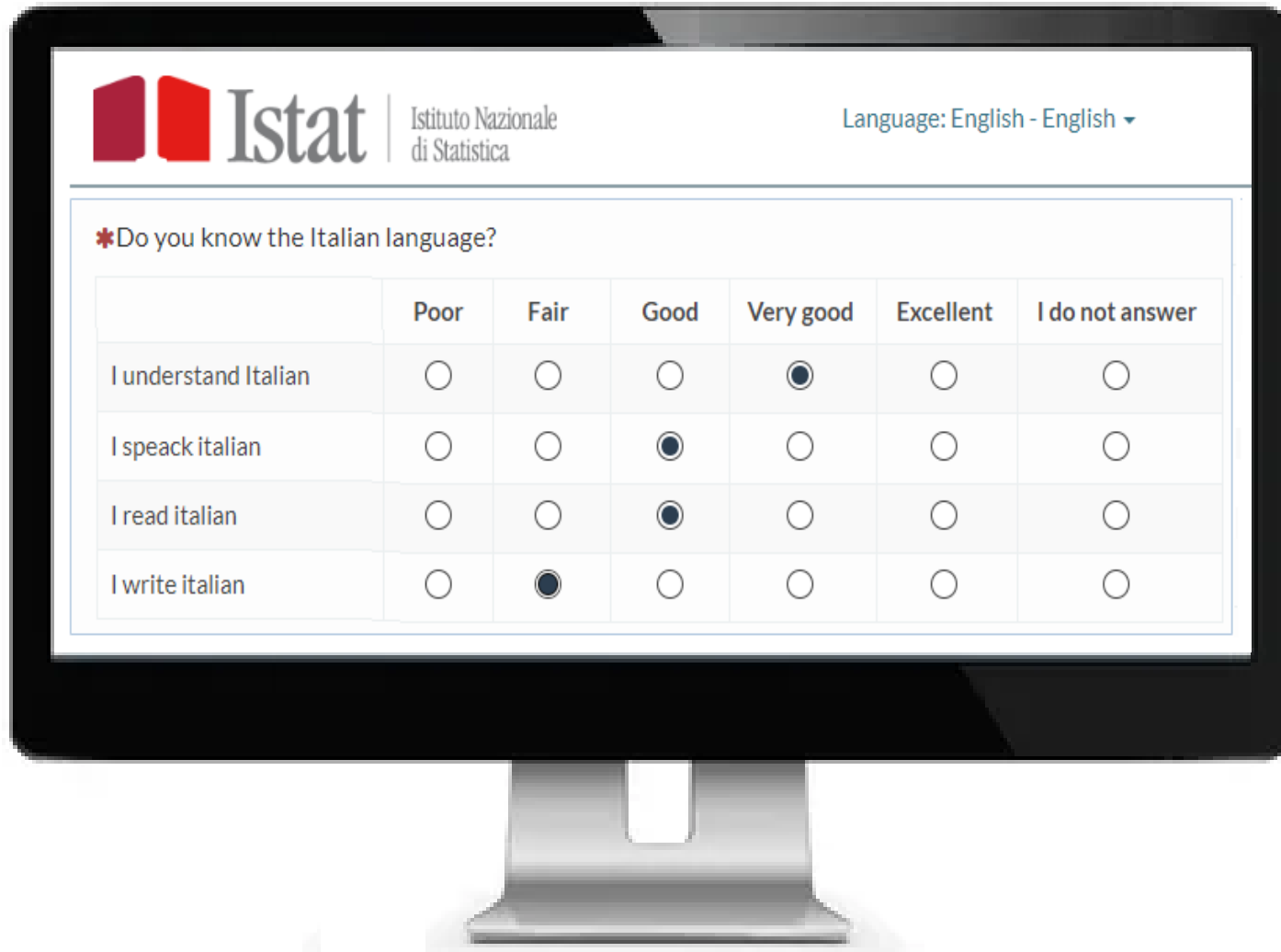
# Mobile devices as a resource for web surveys

---

## Case study

- Survey on behaviors, attitudes and plans of people aged between 11 and 18
- Self-completed web questionnaire
- LimeSurvey  for designing a responsive questionnaire
- A link to the login page in advanced letters and reminders
- 100,000 survey units

# Designing a responsive web questionnaire

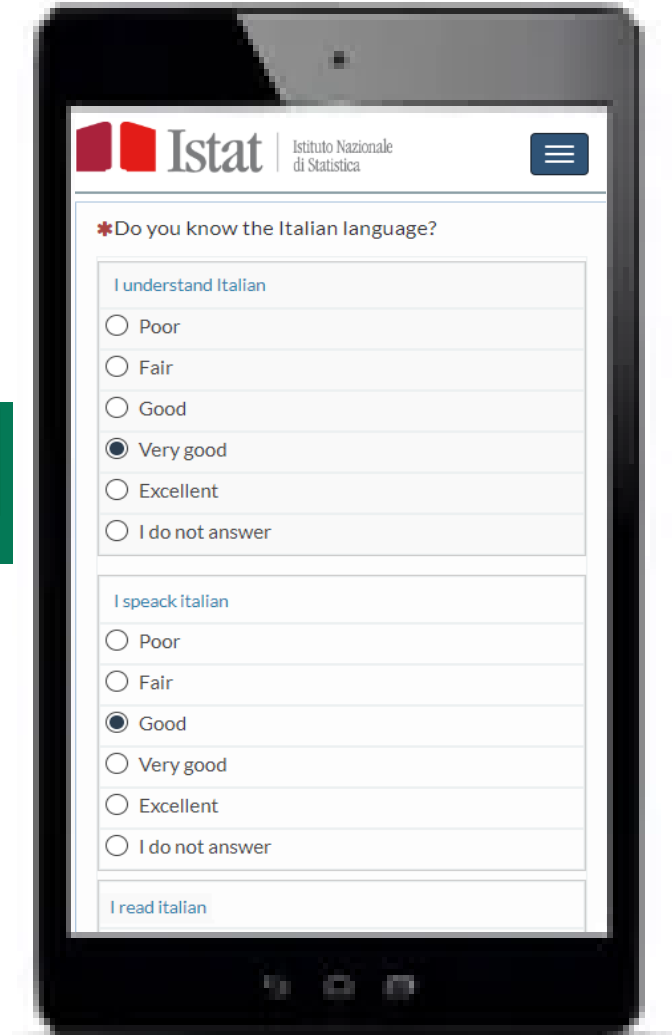
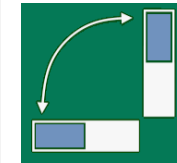


Istat | Istituto Nazionale di Statistica

Language: English - English ▾

\*Do you know the Italian language?

	Poor	Fair	Good	Very good	Excellent	I do not answer
I understand Italian	<input type="radio"/>	<input type="radio"/>	<input type="radio"/>	<input checked="" type="radio"/>	<input type="radio"/>	<input type="radio"/>
I speak italian	<input type="radio"/>	<input type="radio"/>	<input checked="" type="radio"/>	<input type="radio"/>	<input type="radio"/>	<input type="radio"/>
I read italian	<input type="radio"/>	<input type="radio"/>	<input checked="" type="radio"/>	<input type="radio"/>	<input type="radio"/>	<input type="radio"/>
I write italian	<input type="radio"/>	<input checked="" type="radio"/>	<input type="radio"/>	<input type="radio"/>	<input type="radio"/>	<input type="radio"/>



Istat | Istituto Nazionale di Statistica

\*Do you know the Italian language?

I understand Italian

Poor

Fair

Good

Very good

Excellent

I do not answer

I speak italian

Poor

Fair

Good

Very good

Excellent

I do not answer

I read italian

# Devices used by respondents

---

40,700 completed questionnaires

## Desktop



20,772 questionnaires (51.0%)

## Smartphone



17,661 questionnaires (43.4%)

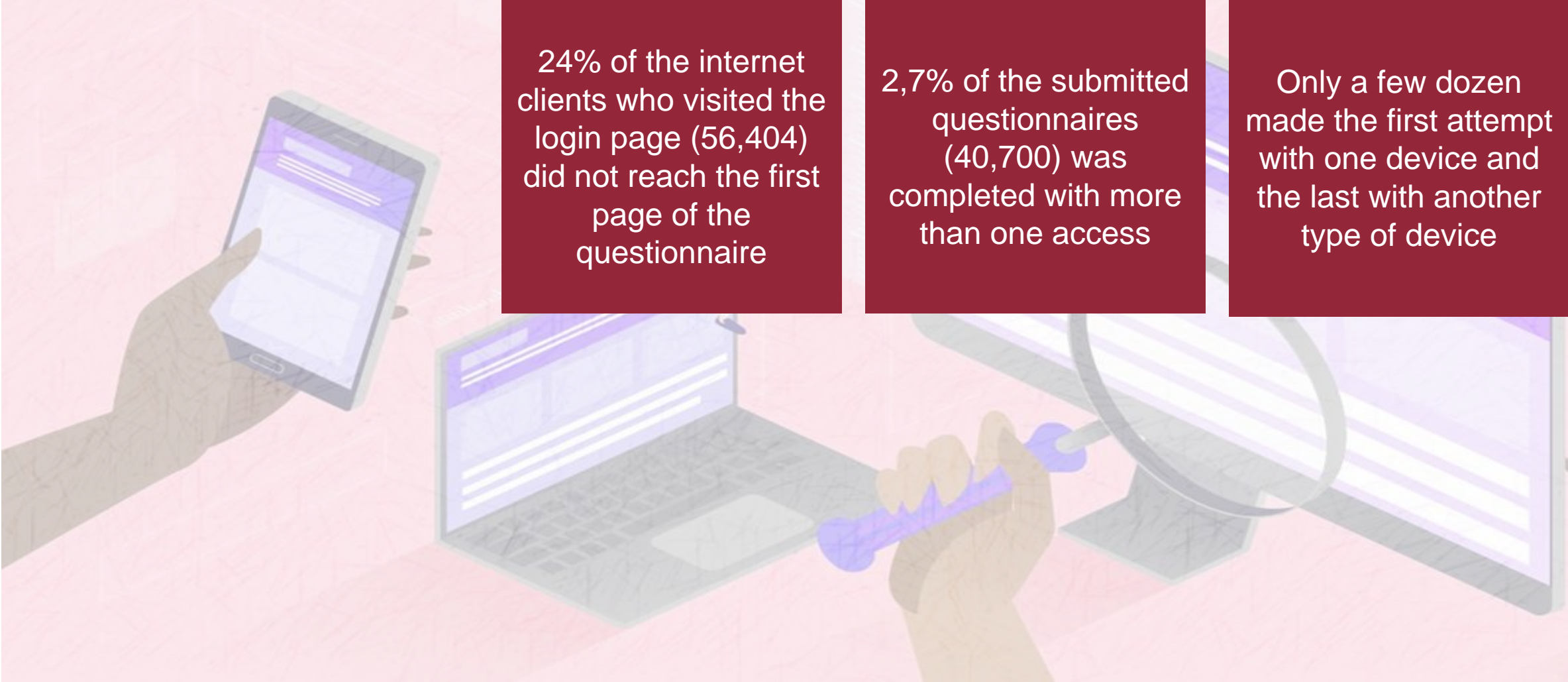
## Tablet



2,267 questionnaires (5.6%)

913 partially compiled questionnaires

# Failures to log in, multiple accesses and multiple devices



24% of the internet clients who visited the login page (56,404) did not reach the first page of the questionnaire

2,7% of the submitted questionnaires (40,700) was completed with more than one access

Only a few dozen made the first attempt with one device and the last with another type of device

# Questionnaires' break off

Completed and not completed

Not completed

## Device

Desktop or laptop	21,072	1.4%
Smartphone or tablet	20,541	3.0%

## Citizenship

Italian citizens	29,979	1.5%
Foreigner citizens	11,634	3.9%

## Order of school

Secondary lower school	15,110	2.6%
Secondary upper school (general)	14,580	1.5%
Secondary upper school (vocational)	11,923	2.6%

<b>Total</b>	<b>41,613</b>	<b>2.2%</b>
--------------	---------------	-------------

# Data quality check: the impact of data correction

	All questions	Only grid questions
<b>Device</b>		
Computer(desktop/laptop)	1.6%	2.1%
Mobile(smartphone/tablet)	2.1%	2.7%
<b>Citizenship</b>		
Italian citizens	1.1%	1.1%
Foreigner citizens	3.8%	5.7%
<b>Order of school</b>		
Secondary lower school	2.1%	3.1%
Secondary upper school (general)	1.2%	1.4%
Secondary upper school (vocational)	2.3%	2.8%
<b>Total</b>	<b>1.8%</b>	<b>2.4%</b>

# The upcoming edition of the survey

---

## Improvements

- Simplified login credentials
- QR code in advanced letters and reminders
- Questionnaire in 8 other languages
- Close monitoring of the device used



SCAN ME



# Thank you!

LUCIANO FANFONI | [fanfoni@istat.it](mailto:fanfoni@istat.it)

SABRINA BARCHERINI | [sabrina.barcherini@istat.it](mailto:sabrina.barcherini@istat.it)

SERENA LIANI | [serena.liani@istat.it](mailto:serena.liani@istat.it)

FABIO MASSIMO ROTTINO | [rottino@istat.it](mailto:rottino@istat.it)