



ECE/FAO Team of Specialists on Forest Products and Wood Energy Statistics (ToSFPWES)

ad-hoc group on the revision of statistics on removals:

Questionnaire on Wood Removals Statistics



Team of Specialists on Monitoring of Sustainable Forest Management
30 May 2023, Geneva, Switzerland



ECE/FAO Team of Specialists on Forest Products and Wood Energy Statistics

FORESTS



Questionnaire on Wood Removals Statistics

- Aim
- Questionnaire structure
- Main results

ECE/FAO Team of Specialists on Forest Products and Wood Energy Statistics

FORESTS



Aim

- To improve the quality and comparability of removals statistics internationally, including data collected through the JFSQ.
- Within that scope was created a questionnaire on removals, and the representatives of UNECE member States were requested to submit a reply.
- EUROSTAT also took an active role in circulating the removals questionnaire amongst JFSQ correspondents and contributors.

ECE/FAO Team of Specialists on Forest Products and Wood Energy Statistics

FORESTS



Questionnaire structure:

- Respondent (Q1-3)
- Definitions (Q4-7).
- Removals x Fellings (Q8-10).
- Removals specification (Q11-19)
- Forest owner (Q20-25)
- NFI (Q26-28)
- Stakeholders (Q29-33)
- Final section (Q34)

ECE/FAO Team of Specialists on Forest Products and Wood Energy Statistics

FORESTS



Main results

- Number of replies

Azerbaijan
Bulgaria
Canada⁽¹⁾
Cyprus
Czechia
Finland
France
Germany
Hungary
Iceland
Latvia
Luxembourg
Montenegro
Netherlands
North Macedonia
Norway
Poland
Portugal
Serbia
Slovenia
Spain
Sweden
Ukraine
United Kingdom
United States

Total: 25 (45% of
UN ECE Member
States)

(1) "This survey was completed from a national perspective. Canada obtains its removals information from its provinces and territories who complete a more direct data collection process from industry, mills, and many other sources. To date, we have not collected this level of detail with the provinces and territories so we do not know if data is available or not at these levels."

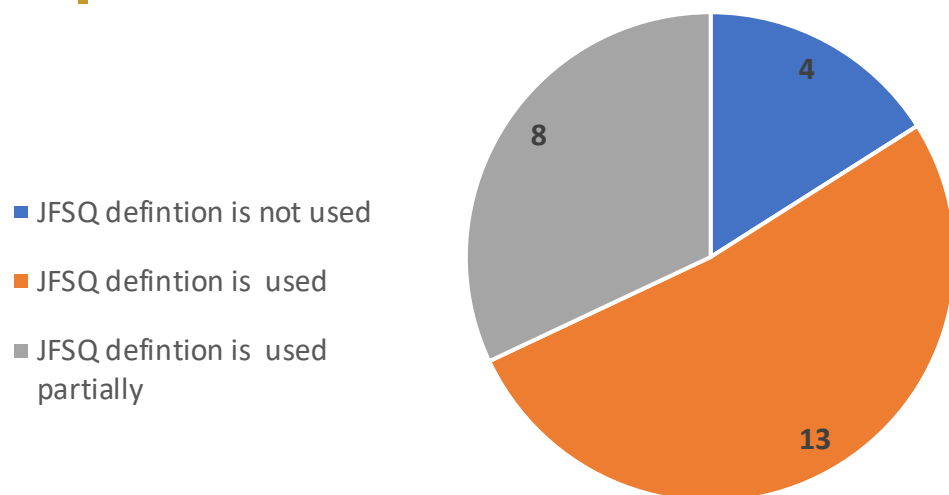
ECE/FAO Team of Specialists on Forest Products and Wood Energy Statistics

FORESTS



Main results: DEFINITIONS (Q4-6)

What national definition do you use for reported removals? (Q4)



What national definition do you use for reported removals? (Q6)

Unity	Total
m ³	9
m ³ o.b.	5
m ³ u.b.	5
m ³ o.b.; tonnes	1
board feet (International 1/4inch and scribner), cubic feet, green tons, pieces (poles, posts)	1
m ³ - non-coniferous o.b., coniferous - u.b.	1
m ³ ; tonnes	1
no information	2
Total	25

Removals in JFSQ:

The volume of all trees, living or dead, that are felled and removed from the forest, other wooded land or other felling sites. It includes unsold roundwood stored at the forest roadside. It includes natural losses that are recovered (i.e. harvested), removals during the year of wood felled during an earlier period, removals of non-stem wood such as stumps and branches (where these are harvested) and removal of trees killed or damaged by natural causes (i.e. natural losses), e.g. fire, windblown, insects and diseases. Please note that this includes removals from all sources within the country including public, private, and informal sources. It excludes bark and other non-woody biomass and any wood that is not removed, e.g. stumps, branches and tree tops (where these are not harvested) and felling residues (harvesting waste). It is reported in cubic metres solid volume underbark (i.e. excluding bark).

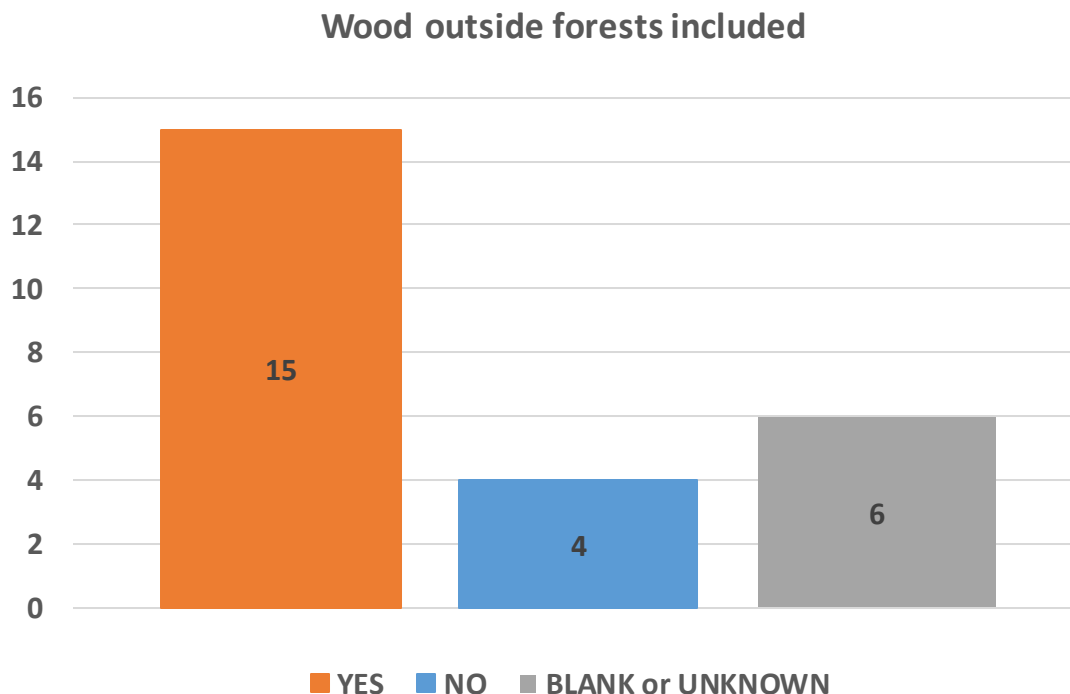
ECE/FAO Team of Specialists on Forest Products and Wood Energy Statistics

FORESTS



Main results: DEFINITIONS (Q7)

*Is wood from **other wooded land or other felling sites** included in the reported total wood removals?*



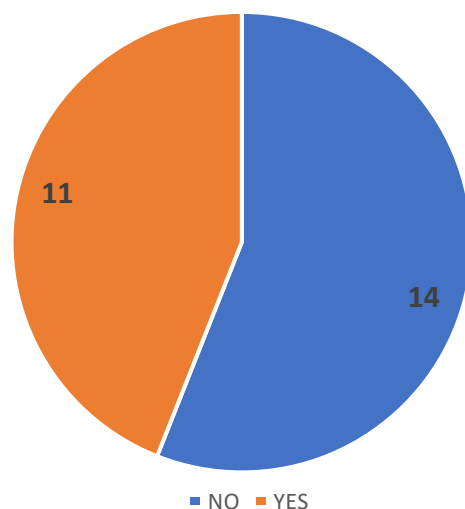
ECE/FAO Team of Specialists on Forest Products and Wood Energy Statistics

FORESTS



Main results: REMOVALS x FELLINGS

Do you distinguish wood removals and fellings on national level? (Q8)



What is the latest available removals/fellings ration in your country? (Q10)

Bulgaria	83,9 % (2021)
Czechia	89 % (period 2011-2020)
Germany	93,2 % (2021)
Latvia	97,6 % (2021)
Portugal	Fellings corresponds to removals plus 17 % in coniferous and 4 % in broadleaves
Slovenia	91,2 % (2021 - JFSQ removals under bark) 93,6 % (2021 - national "slovenian net" reporting)
Sweden	95,50%

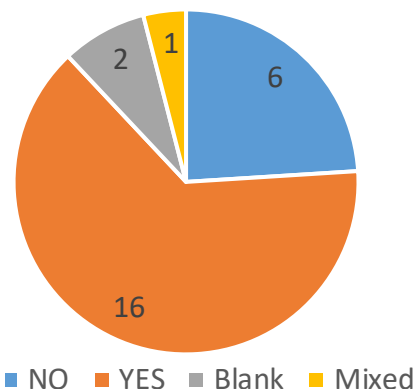
ECE/FAO Team of Specialists on Forest Products and Wood Energy Statistics

FORESTS

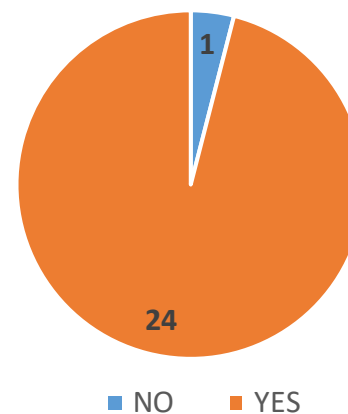


Main results: REMOVALS SPECIFICATION

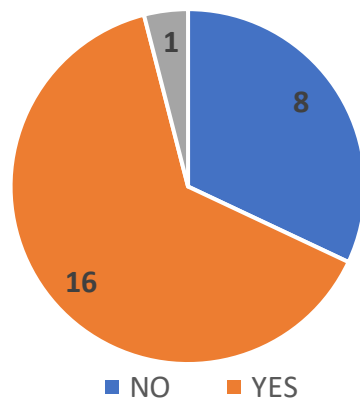
Do you assess removals by ownership categories? (Q12)



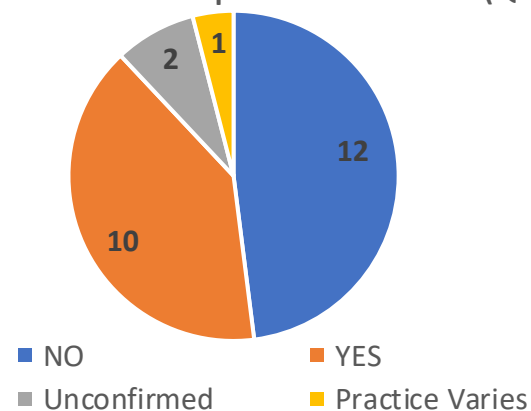
Do you assess removals by tree species group (coniferous x non-coniferous)? (Q13)



Do you assess removals by tree species? (Q14)



Do you use minimum diameter, minimum top diameter or minimum top-branch diameter? (Q15)

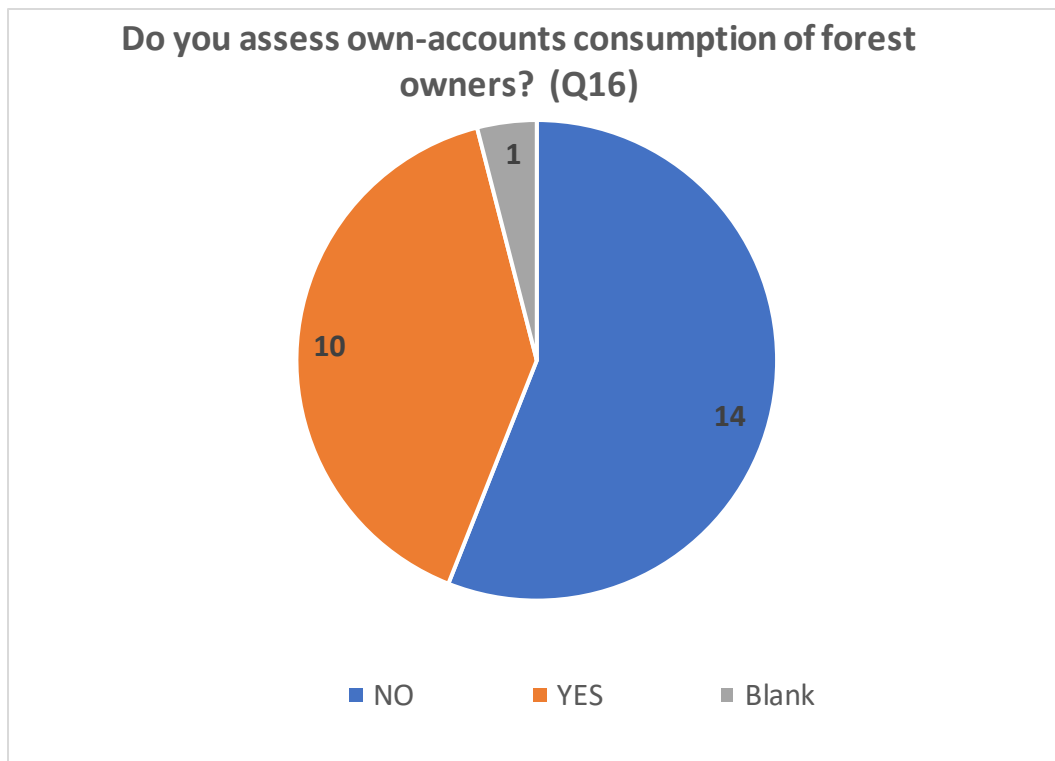


ECE/FAO Team of Specialists on Forest Products and Wood Energy Statistics

FORESTS



Main results: REMOVALS SPECIFICATION



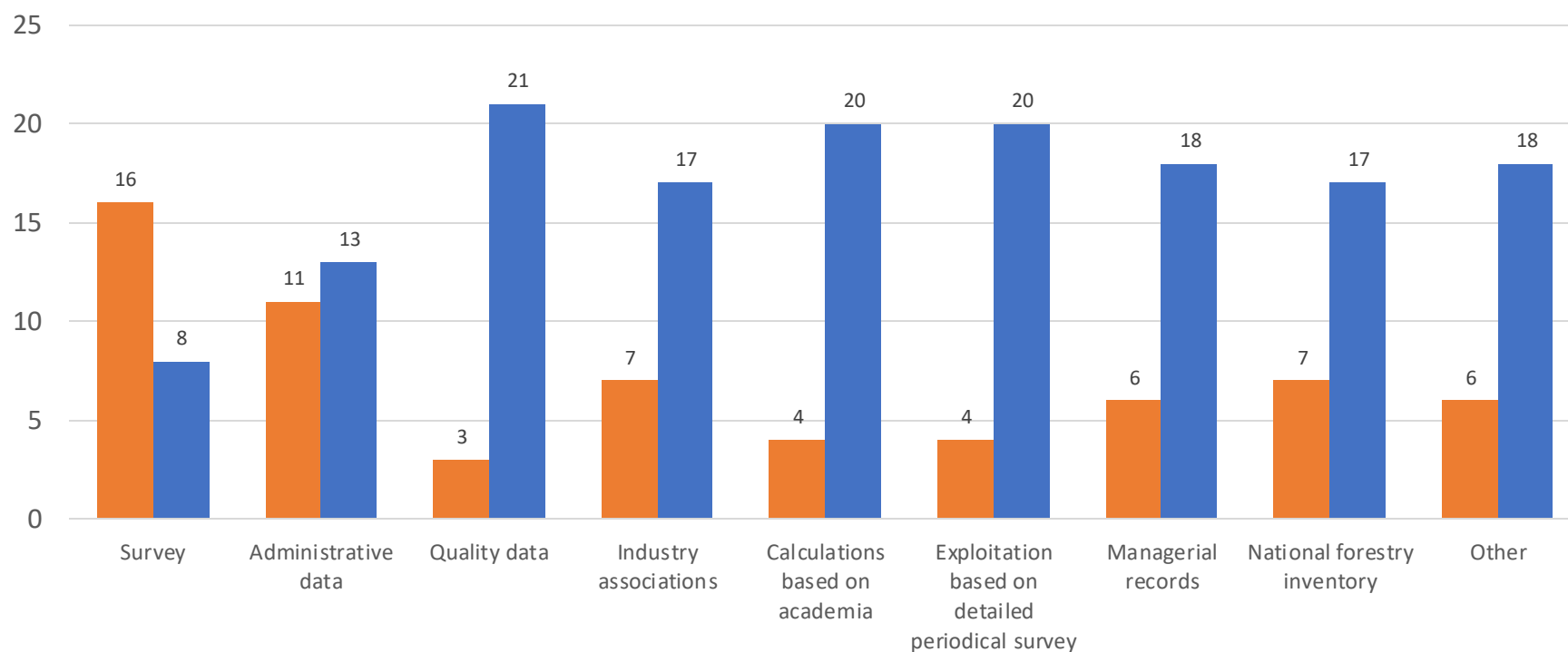
ECE/FAO Team of Specialists on Forest Products and Wood Energy Statistics

FORESTS



Main results: REMOVALS SPECIFICATION

What are the main sources of information on wood removals? (Q17)



administrative data (e.g. cutting permits, taxes)

quality data (e.g. newspapers, newsletters)

■ YES ■ NO

(multiple replies are possible)

ECE/FAO Team of Specialists on Forest Products and Wood Energy Statistics

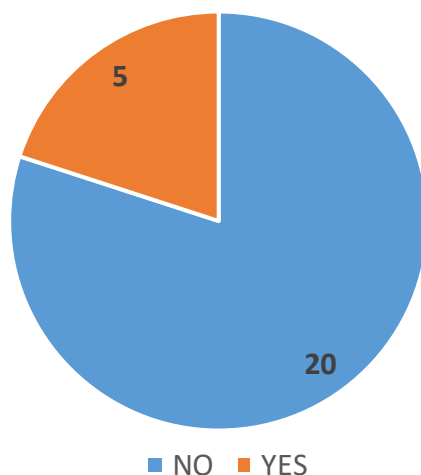
FORESTS



Main results: SOURCES OF INFORMATION

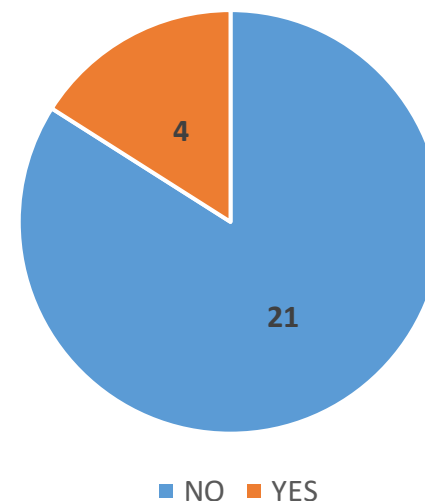
Statistical survey among forest owners

Do you use a statistical survey among forest owners?
(Q20)



National Forest Inventory

Do you use a National forest inventory (NFI) for
wood removals reporting? (Q 26)



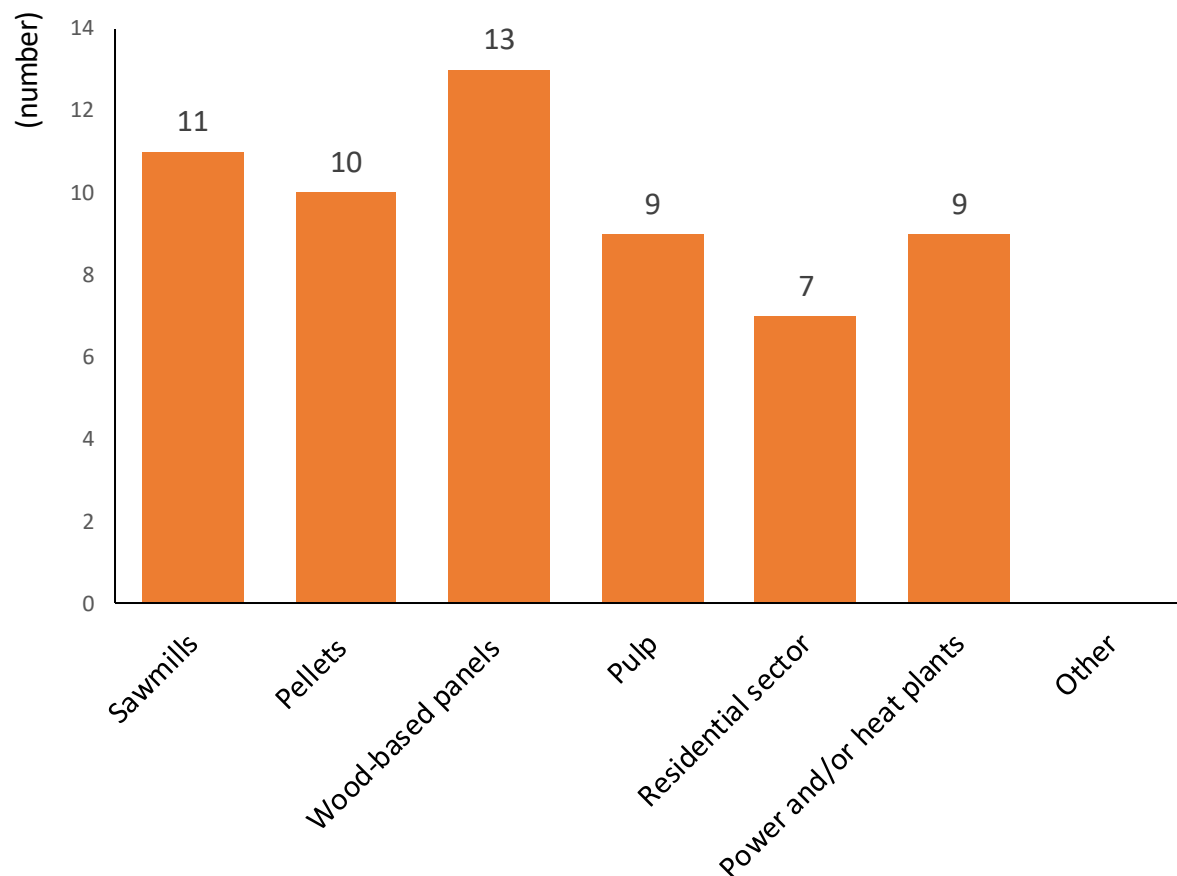
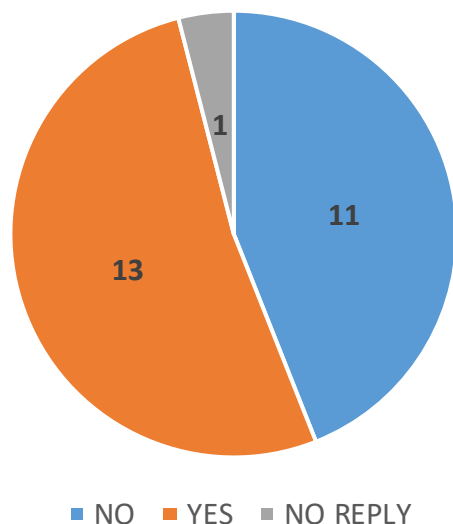
ECE/FAO Team of Specialists on Forest Products and Wood Energy Statistics

FORESTS



Main results: SOURCES OF INFORMATION

Do you use a survey among timber **processing stakeholders or their associations**? (Q29)



ECE/FAO Team of Specialists on Forest Products and Wood Energy Statistics

FORESTS



IV. Next steps

- Consolidation of questionnaire final results
-



Thank you!



FORESTS



Contacts

Team of Specialists on Forest Products and Wood Energy Statistics:

Team Leader: Francisco Aguilar (francisco.aguilar@slu.se)

Secretary: Daniel Griswold (daniel.griswold@un.org)

ad-hoc group on the revision of statistics on removals:

Michal Synek (Synek.Michal@uhul.cz)

Graça Louro (graca.louro@icnf.pt)

