

**Adoption of the
Classification of Individual
Consumption According
to Purpose (COICOP 2018)
in the construction of the
updated cpi basket and
rebasings exercise for the
consumer price index of
Belize 2020**

Melvin Perez- Statistician,
Economic Statistics Department

STATISTICAL INSTITUTE OF BELIZE




CONTENTS

Household Budget Survey 2018/2019

CPI Basket Rebase 2020

Back-casting with COICOP 2018

CPI production COICOP 2018



Household Budget Survey 2018/2019

Background

HBS 2018/2019

- ❖ The primary purpose of a Household Budget Survey is to obtain detailed information on the types of goods and services purchased by Belizean households and how spending is distributed across these goods and services.
- ❖ Covered a nationally representative sample of approximately 3,000 households across both urban and rural areas.
- ❖ The survey captured data on spending over a 12-month period, with the sample being sub divided into quarterly rounds, to capture seasonal expenditure patterns
- ❖ First iteration of Recall methodology as part of the survey execution, rather than diary method.
- ❖ The main output – a new CPI basket

Household Budget Survey 2018/2019

Background

HBS 2018/2019

❖ Design of the Questionnaire:

- Guided by the COCIOP 1999 groups to create the modules
 - Predefined list of goods and services as per latest CPI basket 2011
 - Expanded list to include additional products and services
- Incorporated SNA 2008 concepts on Consumption Expenditure
 - Final demand expenditure
 - Capital Expenditure
 - Intermediate Use expenditure

❖ Two Main Questionnaires:

- Household Questionnaire
 - Captured expenditures that were expected to be done at a household level
- Individual Questionnaire
 - Captured expenditures that were expected to be done at the individual level

Household Budget Survey 2018/2019

Questionnaire by SNA class

HBS 2018/2019

❖ Household Questionnaire:

- Owner – Capital Expenditure
- Rent – Private Final Consumption
- House Under Construction – Capital Expenditure
- Additions and Improvements- Capital Expenditure
- Repairs and Maintenance- Private Final Consumption
- Fuel, Utilities and household operation – Private Final Consumption
- Furniture, Furnishing and Equipment- Private Final Consumption
- Transportation- Private Final Consumption
- Education- Private Final Consumption
- Food and Beverage – Private Final Consumption
- Agriculture - On account Production (Private Final Consumption)

Statistical
Institute of
BELIZE

Household Budget Survey
2018/2019
Household Questionnaire



INSTRUCTIONS

Use No.2B pencils only. Do not use pens.

Shade the appropriate bubble or square to the response given, like this: ● or this: ■

Do NOT record responses like this:
⊗ ⊙ ⊚ ⊛ ⊜ ⊝

Bubbles ○ denote questions with one response only.

Squares □ denote questions where multiple responses are permitted.

When required, please print carefully for optimum accuracy.

Number of Household Members

□ □

Number of 14 & Over HH Members

□ □

Household Telephone Number

□ □ □ □ - □ □ □ □ □ □

DISTRICT	URBAN/RURAL	CLUSTER	HOUSEHOLD	ED NUMBER	CTV
<input type="radio"/> Corozal <input type="radio"/> Orange Walk <input type="radio"/> Belize <input type="radio"/> Cayo <input type="radio"/> Stann Creek <input type="radio"/> Toledo	<input type="radio"/> Urban <input type="radio"/> Rural	□ □ □	□ □ □	□ □ □ □ □	□ □

Interviewer	Field Supervisor	HQ	Re-interviewer
Name			
Signature			
Date			

RECORD OF VISITS					
Interviewer Calls	Date dd/mm/yy	Time Started	Time Ended	Result	Final Result Code
1	□ □ / □ □ / □ □	□ □ : □ □ <input type="radio"/> a.m. <input type="radio"/> p.m.	□ □ : □ □ <input type="radio"/> a.m. <input type="radio"/> p.m.	□	<input type="radio"/> ① <input type="radio"/> ② <input type="radio"/> ③ <input type="radio"/> ④ <input type="radio"/> ⑤ <input type="radio"/> ⑥ <input type="radio"/> ⑦ <input type="radio"/> ⑧ <input type="radio"/> ⑨
2	□ □ / □ □ / □ □	□ □ : □ □ <input type="radio"/> a.m. <input type="radio"/> p.m.	□ □ : □ □ <input type="radio"/> a.m. <input type="radio"/> p.m.	□	
3	□ □ / □ □ / □ □	□ □ : □ □ <input type="radio"/> a.m. <input type="radio"/> p.m.	□ □ : □ □ <input type="radio"/> a.m. <input type="radio"/> p.m.	□	
4	□ □ / □ □ / □ □	□ □ : □ □ <input type="radio"/> a.m. <input type="radio"/> p.m.	□ □ : □ □ <input type="radio"/> a.m. <input type="radio"/> p.m.	□	
5	□ □ / □ □ / □ □	□ □ : □ □ <input type="radio"/> a.m. <input type="radio"/> p.m.	□ □ : □ □ <input type="radio"/> a.m. <input type="radio"/> p.m.	□	
6	□ □ / □ □ / □ □	□ □ : □ □ <input type="radio"/> a.m. <input type="radio"/> p.m.	□ □ : □ □ <input type="radio"/> a.m. <input type="radio"/> p.m.	□	

RESULT CODE					
1=Complete	3=Vacant dwelling	5=Address not found	7=No Contact	9=Under Construction/ Not Liveable (uninhabitable)	0=Other (Specify) _____
2=Partially Complete	4=Refusal	6=No suitable respondent	8=Vacant Lot		

ER1. Was the dwelling your household last rented during the past 12 months ...

(READ OPTIONS)

1. Fully furnished with at least one utility cost included?
2. Fully furnished with no utility cost included?
3. Partly furnished with at least one utility cost included?
4. Partly furnished with no utility cost included?
5. Unfurnished with at least one utility cost included?
6. Unfurnished with no utility cost included?

ER2. What was the value of the rent last paid?

\$

ER3. What is the total value of rent paid during the past 12 months?

\$

ER4. Did any member of your household receive a housing allowance during the past 12 months?

1. Yes
2. No → **GO TO ER6**
9. DK/NS → **GO TO ER6**

ER5. What is the total value of the housing allowance received during the past 12 months?

\$ 99999 = DK/NS

ER6. Did your household receive a reimbursement on rent paid during the past 12 months?

1. Yes
2. No → **GO TO ER8**
9. DK/NS → **GO TO ER8**

ER7. What is the total value of rent that was reimbursed during the past 12 months?

\$ 99999 = DK/NS

ER8. Was part of the rental unit rented out (sublet) during the past 12 months?

1. Yes
2. No → **GO TO ER11**

ER9. How much did your household last receive in rental payment?

\$ → **IF DK/NS, GO TO ER11** 99999 = DK/NS

ER10. How much did your household receive in rental payment during the past 12 months?

\$ 99999 = DK/NS

ER11. Was part of the last dwelling you rented during the past 12 months used for your own business?

1. Yes
2. No → **GO TO ER13**

ER12. What percentage of the dwelling was used for business?

%

ER13. Did your household undertake any repairs/maintenance to the rental unit during the past 12 months for which it was not reimbursed?

1. Yes
2. No → **GO TO OWNER MODULE (EO)**
9. DK/NS → **GO TO OWNER MODULE (EO)**

I will now ask you about the value of the repairs and maintenance to the rental unit during the past 12 months: Please do not include any amount for which the household was reimbursed.

ER14.1 How much was spent on painting?

\$

ER14.2 How much was spent on carpentry/masonry?

\$

ER14.3 How much was spent on plumbing?

\$

ER14.4 How much was spent on improvements to yard?

\$

ER14.5 How much was spent on electrical repairs and maintenance?

\$

ER14.6 How much was spent on any other repairs or maintenance for which you were not reimbursed? (Specify) _____

\$

IF THE RESPONDENT WAS UNABLE TO ITEMIZE THE AMOUNTS SPENT IN ER14.1 TO ER14.6, ASK ER14.7. OTHERWISE, GO TO OWNER MODULE (EO)

ER14.7 What was the total value of the repairs?

\$

FUEL, UTILITIES AND OTHER HOUSEHOLD OPERATIONS**FU**

I will now ask you some questions about your household's spending on fuel, utilities and other household operations.

During the past month, what was your household's payment for ...?

IF NO BILL WAS PAID LAST MONTH, ASK WHAT WAS LAST PAID.

INSERT '0000' IF THE HOUSEHOLD DID NOT SPEND ANYTHING

FU1.1 Electricity bill	\$ _ _ _ _ _
FU1.2 Water bill	\$ _ _ _ _ _
FU1.3 Combined cable TV and Internet bill	\$ _ _ _ _ _
FU1.4 Combined House-phone and Internet bill	\$ _ _ _ _ _
FU1.5 Telephone bill	\$ _ _ _ _ _
FU1.6 Cable TV bill	\$ _ _ _ _ _
FU1.7 Internet bill	\$ _ _ _ _ _
FU1.8 Garbage collection	\$ _ _ _ _ _

FU2.1 What was your household's payment for cooking fuel during the past month or the last time you bought cooking fuel?

\$ _ _ _ _ _

IF THE HOUSEHOLD DOES NOT BUY COOKING FUEL, RECORD 8888 AND GO TO FU3

Household Budget Survey 2018/2019

Questionnaire by SNA class

❖ Individual Questionnaire:

- Clothing, Footwear & Tailoring- Private Final Consumption
- Transportation (operations, maintenance & repairs)- Private Final Consumption
- Public Transportation- Private Final Consumption
- Personal Care Products & Services– Private Final Consumption
- Restaurants - Private Final Consumption
- Entertainment, Recreation & Miscellaneous – Private Final Consumption
- Travel (Local, Foreign)- Private Final Consumption
- Insurance (Health, Life)- Private Final Consumption
- Healthcare and Medicine and supplies – Private Final Consumption
- Financial Expenses- Private Final Consumption

HH Questionnaire + Individual No.

□□□□ - □□

Person 1 2
 Number 0 1 2 3 4 5 6 7 8 9

Statistical Institute of BELIZE

Household Budget Survey

2018/2019

Individual Questionnaire



DISTRICT	URBAN/RURAL	CLUSTER	HOUSEHOLD	ED NUMBER	CTV
<input type="radio"/> Corozal <input type="radio"/> Orange Walk <input type="radio"/> Belize <input type="radio"/> Cayo <input type="radio"/> Stann Creek <input type="radio"/> Toledo	<input type="radio"/> Urban <input type="radio"/> Rural	□□□	□□□	□□□□□	□□

	Interviewer	Field Supervisor	HQ	Re-interviewer
Name				
Signature				
Date				

RECORD OF VISITS						
Interviewer Calls	Date dd/mm/yy	Time Started	Time Ended	Result	Final Result Code	
1	□□ / □□ / □□	□□ : □□ <input type="radio"/> a.m. <input type="radio"/> p.m.	□□ : □□ <input type="radio"/> a.m. <input type="radio"/> p.m.	□	<input type="radio"/> 1 <input type="radio"/> 2 <input type="radio"/> 3 <input type="radio"/> 4 <input type="radio"/> 5	
2	□□ / □□ / □□	□□ : □□ <input type="radio"/> a.m. <input type="radio"/> p.m.	□□ : □□ <input type="radio"/> a.m. <input type="radio"/> p.m.	□		
3	□□ / □□ / □□	□□ : □□ <input type="radio"/> a.m. <input type="radio"/> p.m.	□□ : □□ <input type="radio"/> a.m. <input type="radio"/> p.m.	□		
4	□□ / □□ / □□	□□ : □□ <input type="radio"/> a.m. <input type="radio"/> p.m.	□□ : □□ <input type="radio"/> a.m. <input type="radio"/> p.m.	□		
5	□□ / □□ / □□	□□ : □□ <input type="radio"/> a.m. <input type="radio"/> p.m.	□□ : □□ <input type="radio"/> a.m. <input type="radio"/> p.m.	□		
6	□□ / □□ / □□	□□ : □□ <input type="radio"/> a.m. <input type="radio"/> p.m.	□□ : □□ <input type="radio"/> a.m. <input type="radio"/> p.m.	□		

RESULT CODE
 1=Complete 2=Partially Complete 3=Refusal 4=No Contact 0=Other (Specify) _____

CLOTHING AND ACCESSORIES
CA

I will now ask you some questions about your spending on clothing during the past 12 months.

CA1. During the past 12 months, did you buy any new or used ready-made clothing such as outerwear, underwear or headgear for any household member, including yourself?

 1. Yes 2. No → **GO TO CA7**
CA2. During the past 12 months, did you buy any new or used ready-made clothing such as outerwear, underwear or headgear for any male household member 14 years and older (including yourself)?

 1. Yes 2. No → **GO TO CA3**

During the past 12 months, did you buy any ... for any male household member 14 years and older (including yourself)?		How many... did you buy?		How much did you spend on the ...? BZ(\$)	Was it new or used? 1 = New 2 = Used 3 = Both	
		Quantity	Unit			
1 = Yes 2 = No IF NO (A=2), GO TO NEXT ROW			1 = Units 2 = Pairs 3 = Packs 4 = Sets 5 = Other			
a		b	c	d	e	
CA2.1	Complete suits	① ②	___	① ② ③ ④ ⑤	\$ _ _ _ _	① ② ③
CA2.2	Dress pants	① ②	___	① ② ③ ④ ⑤	\$ _ _ _ _	① ② ③
CA2.3	Jeans	① ②	___	① ② ③ ④ ⑤	\$ _ _ _ _	① ② ③
CA2.4	Other casual pants, such as dickies or cargos	① ②	___	① ② ③ ④ ⑤	\$ _ _ _ _	① ② ③
CA2.5	Shorts	① ②	___	① ② ③ ④ ⑤	\$ _ _ _ _	① ② ③
CA2.6	Sweaters/jackets	① ②	___	① ② ③ ④ ⑤	\$ _ _ _ _	① ② ③
CA2.7	Dress shirts	① ②	___	① ② ③ ④ ⑤	\$ _ _ _ _	① ② ③
CA2.8	Guayaberas	① ②	___	① ② ③ ④ ⑤	\$ _ _ _ _	① ② ③
CA2.9	Polo shirts	① ②	___	① ② ③ ④ ⑤	\$ _ _ _ _	① ② ③
CA2.10	T-shirts	① ②	___	① ② ③ ④ ⑤	\$ _ _ _ _	① ② ③
CA2.11	Sportswear such as tights or sweatpants	① ②	___	① ② ③ ④ ⑤	\$ _ _ _ _	① ② ③
CA2.12	School uniforms	① ②	___	① ② ③ ④ ⑤	\$ _ _ _ _	① ② ③
CA2.13	Other uniforms such as work uniforms	① ②	___	① ② ③ ④ ⑤	\$ _ _ _ _	① ② ③
CA2.14	Other men's outerwear, such as hoodies and pullovers	① ②	___	① ② ③ ④ ⑤	\$ _ _ _ _	① ② ③
CA2.15	Briefs	① ②	___	① ② ③ ④ ⑤	\$ _ _ _ _	① ② ③

TRANSPORTATION OPERATIONS

I will now ask you some questions about your spending on vehicle operations during the past 12 months. Please exclude spending for vacation travel.

During the <u>past month</u> , did you spend any money on...?		How much did you spend on the ...?
1 = Yes 2 = No		BZ(\$)
IF NO (A=2), GO TO NEXT ROW		
a		b
TO1.1 Gasoline	① ②	\$ _ _ _ _
TO1.2 Diesel	① ②	\$ _ _ _ _
TO1.3 Butane	① ②	\$ _ _ _ _
TO1.4 Other fuels such as engine oil, brake or transmission fluids, etc.	① ②	\$ _ _ _ _
TO1.5 Tolls	① ②	\$ _ _ _ _

During the <u>past 12 months</u> , did you spend any money on...?		How much did you spend on the ...?
1 = Yes 2 = No		BZ(\$)
IF NO (A=2), GO TO NEXT ROW		
a		b
TO2.1 Vehicle license	① ②	\$ _ _ _ _
TO2.2 Private vehicle insurance	① ②	\$ _ _ _ _
TO2.3 Driving permit	① ②	\$ _ _ _ _
TO2.4 Driver's license	① ②	\$ _ _ _ _
TO2.5 Vehicle rental	① ②	\$ _ _ _ _
TO2.6 Any other vehicle operations (Specify) _____	① ②	\$ _ _ _ _

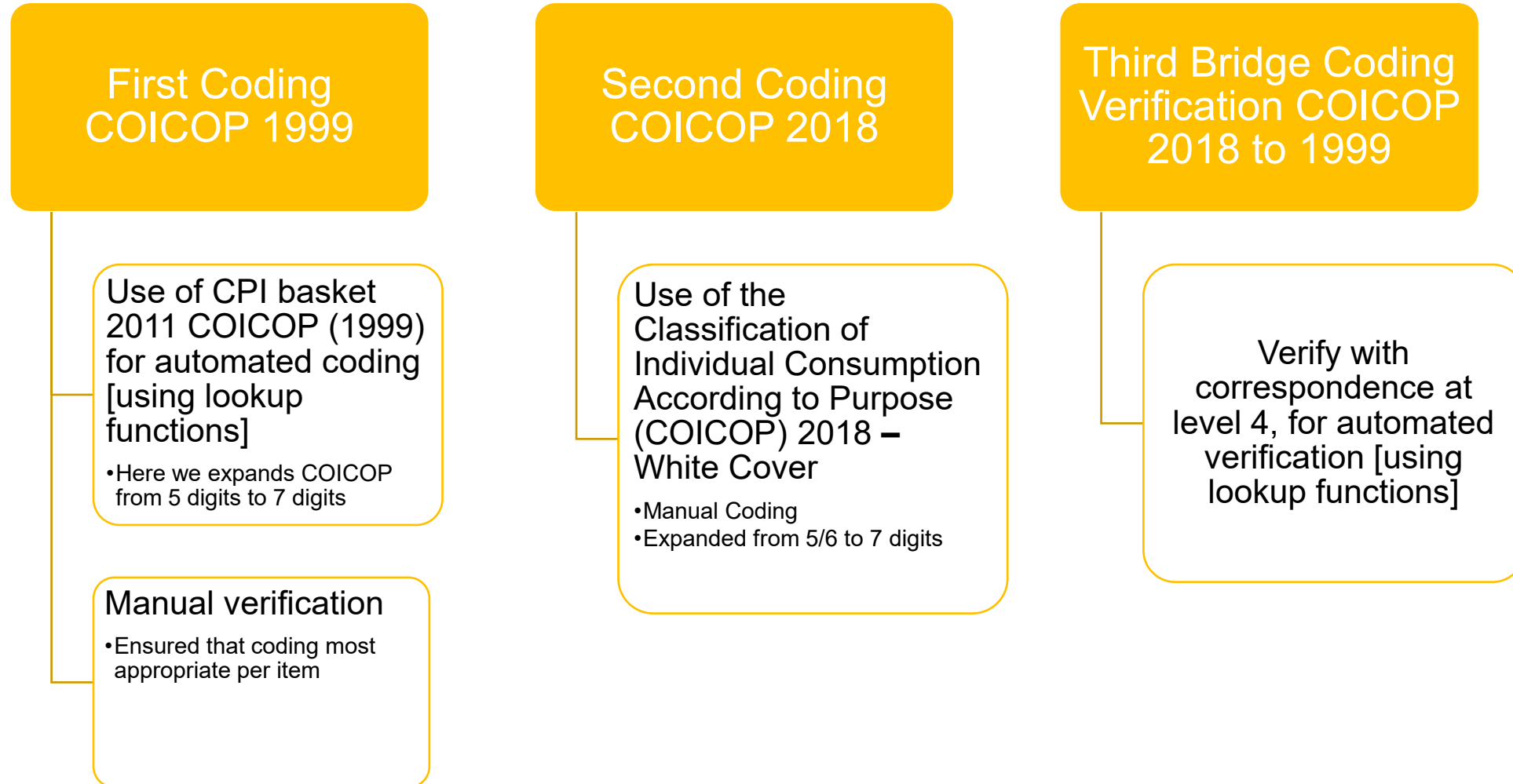
ENTERTAINMENT, RECREATION & MISCELLANEOUS EXPENDITURES

I will now ask you some questions about your spending on entertainment, recreation and miscellaneous items during the past month.

During the past month, did you spend any money on...?		How much did you spend on the ... during the past month?	
1 = Yes 2 = No		BZ(\$)	
IF NO (A=2), GO TO NEXT ROW			
a		b	
RE1.1	Cinema	① ②	\$ _ _ _
RE1.2	Concerts, plays or pageants	① ②	\$ _ _ _
RE1.3	Entrance fees or treats for spectator sports such as basketball, football, volleyball	① ②	\$ _ _ _
RE1.4	Night club entrance fees, drinks, etc.	① ②	\$ _ _ _
RE1.5	Casino	① ②	\$ _ _ _
RE1.6	Newspapers	① ②	\$ _ _ _
RE1.7	Books other than school books	① ②	\$ _ _ _
RE1.8	Magazines	① ②	\$ _ _ _
RE1.9	Video games, whether cartridges or at a game shop	① ②	\$ _ _ _
RE1.10	Gifts or greeting cards	① ②	\$ _ _ _
RE1.11	Flowers	① ②	\$ _ _ _
RE1.12	Vet expenses for pets	① ②	\$ _ _ _
RE1.13	Pet food	① ②	\$ _ _ _
RE1.14	Any other pet expenses	① ②	\$ _ _ _
RE1.15	Boleto, lottery or lotto tickets	① ②	\$ _ _ _
RE1.16	Postage stamps	① ②	\$ _ _ _
RE1.17	Stationary, excluding school-related items	① ②	\$ _ _ _
RE1.18	Courier service, such as BPMS, FedEx or DHL	① ②	\$ _ _ _
RE1.19	Top-up, phone cards or postpaid cell phone bill	① ②	\$ _ _ _
RE1.20	Internet café	① ②	\$ _ _ _
RE1.21	Church contributions	① ②	\$ _ _ _
RE1.22	Any other charitable contributions	① ②	\$ _ _ _

Household Budget Survey 2018/2019

CODING



Annex 2

Classification of Individual Consumption according to Purpose (COICOP)-Extract

COICOP: BREAKDOWN OF INDIVIDUAL CONSUMPTION EXPENDITURE OF HOUSEHOLDS BY DIVISION AND GROUP

01	FOOD AND NON-ALCOHOLIC BEVERAGES
01.1	FOOD
01.2	NON-ALCOHOLIC BEVERAGES
02	ALCOHOLIC BEVERAGES, TOBACCO AND NARCOTICS
02.1	ALCOHOLIC BEVERAGES
02.2	TOBACCO
02.3	NARCOTICS
03	CLOTHING AND FOOTWEAR
03.1	CLOTHING
03.2	FOOTWEAR
04	HOUSING, WATER, ELECTRICITY, GAS AND OTHER FUELS
04.1	ACTUAL RENTALS FOR HOUSING
04.2	IMPUTED RENTALS FOR HOUSING
04.3	MAINTENANCE AND REPAIR OF THE DWELLING
04.4	WATER SUPPLY AND MISCELLANEOUS SERVICES RELATING TO THE DWELLING
04.5	ELECTRICITY, GAS AND OTHER FUELS
05	FURNISHINGS, HOUSEHOLD EQUIPMENT AND ROUTINE HOUSEHOLD MAINTENANCE
05.1	FURNITURE AND FURNISHINGS, CARPETS AND OTHER FLOOR COVERINGS
05.2	HOUSEHOLD TEXTILES
05.3	HOUSEHOLD APPLIANCES
05.4	GLASSWARE, TABLEWARE AND HOUSEHOLD UTENSILS
05.5	TOOLS AND EQUIPMENT FOR HOUSE AND GARDEN
05.6	GOODS AND SERVICES FOR ROUTINE HOUSEHOLD MAINTENANCE
06	HEALTH
06.1	MEDICAL PRODUCTS, APPLIANCES AND EQUIPMENT
06.2	OUTPATIENT SERVICES
06.3	HOSPITAL SERVICES
07	TRANSPORT
07.1	PURCHASE OF VEHICLES
07.2	OPERATION OF PERSONAL TRANSPORT EQUIPMENT
07.3	TRANSPORT SERVICES
08	COMMUNICATION
08.1	POSTAL SERVICES
08.2	TELEPHONE AND TELEFAX EQUIPMENT
08.3	TELEPHONE AND TELEFAX SERVICES

09	RECREATION AND CULTURE
09.1	AUDIO-VISUAL, PHOTOGRAPHIC AND INFORMATION PROCESSING EQUIPMENT
09.2	OTHER MAJOR DURABLES FOR RECREATION AND CULTURE
09.3	OTHER RECREATIONAL ITEMS AND EQUIPMENT, GARDENS AND PETS
09.4	RECREATIONAL AND CULTURAL SERVICES
09.5	NEWSPAPERS, BOOKS AND STATIONERY
09.6	PACKAGE HOLIDAYS
10	EDUCATION
10.1	PRE-PRIMARY AND PRIMARY EDUCATION
10.2	SECONDARY EDUCATION
10.3	POST-SECONDARY NON-TERTIARY EDUCATION
10.4	TERTIARY EDUCATION
10.5	EDUCATION NOT DEFINABLE BY LEVEL
11	RESTAURANTS AND HOTELS
11.1	CATERING SERVICES
11.2	ACCOMMODATION SERVICES
12	MISCELLANEOUS GOODS AND SERVICES
12.1	PERSONAL CARE
12.2	PROSTITUTION
12.3	PERSONAL EFFECTS N.E.C.
12.4	SOCIAL PROTECTION
12.5	INSURANCE
12.6	FINANCIAL SERVICES N.E.C.
12.7	OTHER SERVICES N.E.C.

COICOP: DEFINITION BY CLASS

01–12 INDIVIDUAL CONSUMPTION EXPENDITURE OF HOUSEHOLDS

01 FOOD AND NON-ALCOHOLIC BEVERAGES

01.1 FOOD

The food products classified here are those purchased for consumption at home. The group excludes: food products sold for immediate consumption away from the home by hotels, restaurants, cafés, bars, kiosks, street vendors, automatic vending machines, etc. (11.1.1); cooked dishes prepared by restaurants for consumption off their premises (11.1.1); cooked dishes prepared by catering contractors whether collected by the customer or delivered to the customer's home (11.1.1); and products sold specifically as pet foods (09.3.4).

01.1.1 Bread and cereals (ND)

- Rice in all forms;
- maize, wheat, barley, oats, rye and other cereals in the form of grain, flour or meal;

variable	item	description	COICOP 1999	variable	item	description	COICOP 1999	variable	item	description	COICOP 1999
AP7A	1	Rice	0111101	AP5A	4	Tangerine	0116919	FF12A	8	Dishes or Plates or Bowls	0540105
FBI1A	1	Rice (brown or white)	0111102	AP5A	11	Soursops	0116929	FF12A	10	Glasses or Cups	0540106
FBI1A	2	Flour (white or whole wheat)	0111201	AP5A	12	Custard Apples	0116939	FF12A	6	Knives/Spoons/Forks	0540201
FBI1A	3	Masa	0111202	FBI6A	18	Other fresh fruits	0116959	FF12A	1	Cooking Pots	0540302
FBI1A	6	Oats (instant, whole, raw, etc.)	0111203	FBI8A	5	Other dried or preserved fruits	0116969	FF12A	4	Pressure Cookers	0540303
FBI1A	16	Creole buns (whole wheat or white flour)	0111302	AP8A	8	Other foods apart from what has been mention	0116998	FF12A	2	Frying Pans	0540304
FBI1A	19	Cake such as cheese cake or red velvet	0111303	AP7A	5	Onions	0117101	FF12A	12	Beaters or Whisks	0540306
FBI1A	17	Pack buns	0111304	AP7A	6	Tomatoes	0117102	FF12A	13	Graters	0540307
FBI1A	18	Biscuits, cookies	0111308	AP7A	9	Cabbages	0117103	FF12A	14	Rolling Pins	0540308
FBI1A	8	Pack bread (white or whole wheat)	0111317	AP7A	8	Carrots	0117104	FF12A	15	Cutting Boards	0540309
FBI1A	9	Creole bread (white and wheat)	0111327	AP7A	7	Sweet Peppers	0117105	FF12A	16	Meat Tenderizers	0540310
FBI1A	10	Other breads such as hotdog bread, burger bur	0111337	AP7A	10	Lettuce	0117106	FF12A	11	Can Openers	0540311
FBI1A	20	Other breads and cereals not mentioned	0111399	AP7A	20	Pumpkins	0117107	FF12A	5	Comals	0540312
FBI1A	11	Tortillas (corn, white or whole wheat flour)	0111401	FBI7A	10	Onions	0117108	FF12A	7	Pancake Irons or Waffle Irons	0540313
FBI1A	13	Macaroni, such as spaghetti, fettucine and ling	0111501	FBI7A	4	Tomatoes	0117109	FF12A	3	Baking Pans	0540314
FBI1A	12	Macaroni & Cheese	0111502	AP7A	13	Plantains	0117110	FF16A	6	Garbage Cans	0540404
FBI1A	7	Other cereals such as custard, corn meal and v	0111601	AP7A	11	Cucumbers	0117111	FF15A	8	Laundry Baskets	0540406
FBI1A	5	Breakfast cereals such as cornflakes, cheerio	0111602	FBI7A	3	Broccoli or Cauliflower	0117112	FF15A	4	Ironing Boards	0540408
FBI1A	14	Pack cake (regular, cheese, etc.)	0111605	FBI7A	2	Cabbage	0117113	FF12A	9	Tupperware or Other Plastic Container	0540414
FBI1A	4	Minsa	0111606	FBI7A	8	Carrots	0117114	FF12A	17	Coolers	0540415
FBI1A	15	Pancake mix	0111999	FBI7A	17	Sweet Peppers	0117115	FF15A	7	Scrub Boards	0540416
FBI2A	2	Beef Steak such as tenderloin, sirloin, should	0112101	FBI7A	1	Lettuce	0117116	FF15A	9	Other laundry appliances or equipment	0540998
FBI2A	1	Ground Beef	0112102	FBI7A	12	Celery	0117117	FF12A	18	Other non-electric kitchen equipment	0540999
FBI2A	3	Pork Chops	0112104	FBI7A	5	Cucumbers	0117118	FF19A	6	Hedge Trimmers	0551104
FBI2A	6	Pigtail	0112106	AP7A	19	Squash	0117119	FF19A	1	Water Pumps	0551108
FBI2A	4	Other cuts of pork such as stew pork, etc	0112108	FBI7A	11	Squash or pumpkins	0117120	FF19A	5	Lawn Mowers or Weed Whackers	0551110
FBI2A	7	Cow Foot	0112111	FBI7A	6	Chinese cabbage such as bok choy and pak of	0117121	AP9A	7	Equipment rental	0551111
FBI2A	12	Ground Chicken	0112112	FBI7A	9	Green onions	0117122	AP9A	8	Other items	0551200
FBI2A	13	Turkey (whole or parts)	0112119	AP7A	12	Hot Peppers	0117123	FF19A	10	Power Tools	0551999
FBI2A	14	Mutton	0112199	AP7A	3	Corn	0117200	FF19A	12	Wheelbarrows	0552201
AP3a	2	Dressed Poultry	0112301	AP7A	4	Irish Potatoes	0117201	FF19A	13	Garden Hoses	0552203
FBI2A	8	Whole, Frozen Chicken	0112302	FBI7A	20	Irish Potatoes	0117202	FF19A	9	Machetes	0552210
FBI2A	9	Frozen Chicken Parts, such as Legs, wings, br	0112312	AP7A	15	Cassava	0117203	FF19A	7	Garden Tools	0552299
FBI2A	10	Chicken Cuts or Variety packs	0112322	AP7A	18	Sweet Potatoes	0117204	FF19A	8	Ladders	0552301
FBI2A	11	Chicken mixed parts (neck, back, gizzard, etc.)	0112332	FBI7A	18	Cassava	0117205	FF18A	5	Bulbs	0552503
AP3a	14	Game Meats	0112401	FBI7A	19	Sweet potatoes	0117206	FF18A	3	Flashlights	0552506
FBI2A	15	Game meats such as deer, gibbon, etc	0112402	FBI7A	15	Garlic	0117207	FF9A	6	Lighting fixtures	0552511
AP3a	1	Live Poultry	0112502	AP7A	21	Okras	0117208	FF18A	4	Kerosene or Gas Lanterns	0552512
AP9A	3	Animals	0112599	FBI7A	14	Okras	0117209	FF18A	7	Garden or Solar lights	0552513
FBI2A	19	Hams (turkey, chicken or pork)	0112601	FBI7A	13	Cilantro	0117210	FF20A	5	Other household equipment	0552599
FBI2A	17	Bacon (turkey or pork)	0112602	FBI7A	21	Other fresh vegetables	0117219	NG1A	1	Laundry Bar Soaps such as Zote etc	0561101
FBI2A	16	Sausages (Italian, hotdog, breakfast, etc.)	0112603	AP7A	16	Yams	0117222	NG1A	2	Powdered Soaps	0561102
FBI2A	18	Bologna or salami	0112604	AP7A	17	Cocoa	0117223	NG1A	3	Fabric softeners	0561103
FBI2A	22	Canned Corned Beef (low salt or regular)	0112701	FBI7A	7	Corn	0117224	NG1A	5	Bleach	0561105
FBI2A	20	Vienna Sausages (hot & spicy, regular)	0112702	FBI8A	6	Canned mixed vegetables	0117301	NG1A	8	Dishwashing liquids	0561106
FBI2A	21	Luncheon Meats (pork, chicken etc.)	0112703	FBI8A	8	Canned baked beans	0117303	NG1A	6	Window Cleaner	0561107
AP3a	15	Other Meats	0112919	FBI8A	7	Canned sweet corn	0117307	NG1A	7	Waxes or Polishes	0561108
FBI2A	5	Pibil	0112929	FBI8A	10	Potato chips	0117401	NG1A	4	Liquid Detergents	0561110
FBI2A	23	Other meats	0112939	FBI8A	11	Shilling chips	0117402	NG1A	9	Scouring Powders such as Vim, Ajax	0561111
AP3a	4	Pigs	0112991	FBI8A	9	Corn chips	0117404	AP9A	11	Insecticides or Pesticides	0561112
AP3a	5	Pork	0112992	FBI8A	12	Other dried or preserved vegetables	0117499	AP9A	6	Chemicals	0561113
AP3a	6	Sheep	0112993	FBI9A	3	Red Kidney beans	0117501	NG1A	12	Toilet Bowl Cleaner	0561115
AP3a	7	Lamb or mutton	0112994	FBI9A	1	Black beans	0117502	NG1A	13	Disinfectant	0561116
AP3a	8	Cows	0112995	FBI9A	2	Split peas	0117505	NG1A	14	Air Freshener	0561117
AP3a	9	Beef	0112996	FBI9A	4	Other peas and beans	0117506	NG1A	15	Camphor Balls	0561120
AP3a	10	Fishes	0113101	FBI9A	6	String or Green beans	0117509	FF16A	3	Brooms	0561201
FBI3A	1	Whole Fish such as snapper, tilapia, barracuda	0113102	AP7A	2	Beans	0117510	FF16A	4	Mops	0561202
AP3a	12	Conchs	0113201	AP7A	16	String or Green beans	0117509	NG1A	10	Scouring Pads such as Brillo and steel wool	0561204
AP3a	11	Lobsters	0113202	AP7A	22	Other vegetables	0117998	FF16A	8	Scrub Brushes	0561206
AP3a	13	Shrimps	0113203	FBI9A	4	Other peas and beans	0117506	FF16A	7	Dustpans	0561207

Department of Economic and Social Affairs
Statistics Division

Statistical Papers

Series M No. 99

Classification of Individual Consumption According to Purpose (COICOP) 2018

White cover publication, pre-edited text subject to official editing



United Nations
New York, 2018

VIII. Broad structure

Code	Description
01	Food and non-alcoholic beverages
01.1	Food
01.2	Non-alcoholic beverages
01.3	Services for processing primary goods for food and non-alcoholic beverages
02	Alcoholic beverages, tobacco and narcotics
02.1	Alcoholic beverages
02.2	Alcohol production services
02.3	Tobacco
02.4	Narcotics
03	Clothing and footwear
03.1	Clothing
03.2	Footwear
04	Housing, water, electricity, gas and other fuels
04.1	Actual rentals for housing
04.2	Imputed rentals for housing
04.3	Maintenance, repair and security of the dwelling
04.4	Water supply and miscellaneous services relating to the dwelling
04.5	Electricity, gas and other fuels
05	Furnishings, household equipment and routine household maintenance
05.1	Furniture, furnishings, and loose carpets
05.2	Household textiles
05.3	Household appliances
05.4	Glassware, tableware and household utensils
05.5	Tools and equipment for house and garden
05.6	Goods and services for routine household maintenance
06	Health
06.1	Medicines and health products
06.2	Outpatient care services
06.3	Inpatient care services
06.4	Other health services
07	Transport
07.1	Purchase of vehicles
07.2	Operation of personal transport equipment
07.3	Passenger transport services
07.4	Transport services of goods
08	Information and communication
08.1	Information and communication equipment
08.2	Software excluding games
08.3	Information and communication services

IX. Detailed structure

Code	Description
01	FOOD AND NON-ALCOHOLIC BEVERAGES
01.1	FOOD
01.1.1	Cereals and cereal products (ND)
01.1.1.1	Cereals (ND)
01.1.1.2	Flour of cereals (ND)
01.1.1.3	Bread and bakery products (ND)
01.1.1.4	Breakfast cereals (ND)
01.1.1.5	Macaroni, noodles, couscous and similar pasta products (ND)
01.1.1.9	Other cereal and grain mill products (ND)
01.1.2	Live animals, meat and other parts of slaughtered land animals (ND)
01.1.2.1	Live land animals (ND)
01.1.2.2	Meat, fresh, chilled or frozen (ND)
01.1.2.3	Meat, dried, salted, in brine or smoked (ND)
01.1.2.4	Offal, blood and other parts of slaughtered animals, fresh, chilled or frozen, dried, salted, in brine or smoked (ND)
01.1.2.5	Meat, offal, blood and other parts of slaughtered animals' preparations (ND)
01.1.3	Fish and other seafood (ND)
01.1.3.1	Fish, live, fresh, chilled or frozen (ND)
01.1.3.2	Fish, dried, salted, in brine or smoked (ND)
01.1.3.3	Fish preparations (ND)
01.1.3.4	Other seafood, live, fresh, chilled or frozen (ND)
01.1.3.5	Other seafood, dried, salted, in brine or smoked (ND)
01.1.3.6	Other seafood preparations (ND)
01.1.3.7	Livers, roes and offal of fish and of other seafood in all forms (ND)
01.1.4	Milk, other dairy products and eggs (ND)
01.1.4.1	Raw and whole milk (ND)
01.1.4.2	Skimmed milk (ND)
01.1.4.3	Other milk and cream (ND)
01.1.4.4	Non-animal milk (ND)
01.1.4.5	Cheese (ND)
01.1.4.6	Yoghurt and similar products (ND)
01.1.4.7	Milk-based dessert and beverages (ND)
01.1.4.8	Eggs (ND)
01.1.4.9	Other dairy products (ND)
01.1.5	Oils and fats (ND)
01.1.5.1	Vegetable oils (ND)
01.1.5.2	Butter and other fats and oils derived from milk (ND)
01.1.5.3	Margarine and similar preparations (ND)
01.1.5.9	Other animal oils and fats (ND)
01.1.6	Fruits and nuts (ND)
01.1.6.1	Dates, figs and tropical fruits, fresh (ND)
01.1.6.2	Citrus fruits, fresh (ND)
01.1.6.3	Stone fruits and pome fruits, fresh (ND)
01.1.6.4	Berries, fresh (ND)
01.1.6.5	Other fruits, fresh (ND)
01.1.6.6	Frozen fruit (ND)
01.1.6.7	Fruit, dried and dehydrated (ND)

Annex 1a: Optional high detail structure for food products

Code	Description
01	FOOD AND NON-ALCOHOLIC BEVERAGES
01.1	FOOD
01.1.1	Cereals and cereal products (ND)
01.1.1.1	Cereals (ND)
01.1.1.1.1	Wheat
01.1.1.1.2	Rice
01.1.1.1.3	Sorghum
01.1.1.1.4	Barley
01.1.1.1.5	Millet
01.1.1.1.6	Maize (corn)
01.1.1.1.7	Quinoa
01.1.1.1.8	Teff
01.1.1.1.9	Other cereals
01.1.1.2	Flour of cereals (ND)
01.1.1.2.1	Flour of wheat
01.1.1.2.2	Flour of rice
01.1.1.2.3	Flour of sorghum
01.1.1.2.4	Flour of barley
01.1.1.2.5	Flour of millet
01.1.1.2.6	Flour of maize or cornmeal
01.1.1.2.7	Flour of quinoa
01.1.1.2.8	Flour of teff
01.1.1.2.9	Other flours of cereals
01.1.1.3	Bread and bakery products (ND)
01.1.1.3.1	Bread
01.1.1.3.9	Other bakery products
01.1.1.4	Breakfast cereals (ND)
01.1.1.4.0	Breakfast cereals
01.1.1.5.0	Macaroni, noodles, couscous and similar pasta products (ND)
01.1.1.9.0	Other cereal and grain mill products (ND)
01.1.2	Live animals, meat and other parts of slaughtered land animals (ND)
01.1.2.1	Live land animals (ND)
01.1.2.1.1	Bovine animal, live
01.1.2.1.2	Pigs, live
01.1.2.1.3	Goats, lambs and sheep, live
01.1.2.1.4	Poultry, live
01.1.2.1.5	Hares and rabbits, live
01.1.2.1.9	Other live animals
01.1.2.2	Meat, fresh, chilled or frozen (ND)
01.1.2.2.1	Meat of bovine animals, fresh, chilled or frozen
01.1.2.2.2	Meat of pigs, fresh, chilled or frozen
01.1.2.2.3	Meat of goats, lambs and sheep, fresh, chilled or frozen
01.1.2.2.4	Meat of poultry, fresh, chilled or frozen

CODING

Multi-select question	Item Number multi select set of items	Description of items	COICOP	Coicop 2018
F-B1A	1	Rice (brown or white)	0111101	01.1.1.1.2
F-B1A	2	Flour (white or whole wheat)	0111201	01.1.1.2.1
F-B1A	3	Masa	0111202	01.1.1.9.0
F-B1A	4	Minsa	0111606	01.1.1.2.6
F-B1A	5	Breakfast cereals such as cornflakes, cheerios, frosted	0111602	01.1.1.4.0
F-B1A	6	Oats (instant, whole, raw, etc.)	0111203	01.1.1.4.0.1
F-B1A	7	Other cereals such as custard, corn meal and wheat	0111601	01.1.1.4.0.2
F-B1A	8	Pack bread (white or whole wheat)	0111307	01.1.1.3.1
F-B1A	9	Creole bread (white and wheat)	0111307	01.1.1.3.9
F-B1A	10	Other breads such as hotdog bread, burger bun, bread	0111307	01.1.1.3.1.1
F-B1A	11	Tortillas (corn, white or whole wheat flour)	0111401	01.1.1.3.1.2
F-B1A	12	Macaroni & Cheese	0111502	01.1.1.5.0
F-B1A	13	Macaroni, such as spaghetti, fettucine and linguine	0111501	01.1.1.5.0
F-B1A	14	Pack cake (regular, cheese, etc.)	0111605	01.1.1.3.1.3
F-B1A	15	Pancake mix	0111999	01.1.1.3.1.4
F-B1A	16	Creole buns (whole wheat or white flour)	0111302	01.1.1.3.1.5
F-B1A	17	Pack buns	0111302	01.1.1.3.1.6
F-B1A	18	Biscuits, cookies	0111308	01.1.1.3.1.7
F-B1A	19	Cake such as cheese cake or red velvet	0111303	01.1.1.3.1.8
F-B1A	20	Other breads and cereals not mentioned	0111399	01.1.1.3.1.9
F-B2A	1	Ground Beef	0112102	01.1.2.2.1.1
F-B2A	2	Beef Steak such as tenderloin, sirloin, shoulder, T-bor	0112101	01.1.2.2.1
F-B2A	3	Pork Chops	0112104	01.1.2.2.2
F-B2A	4	Other cuts of pork such as stew pork, etc	0112108	01.1.2.2.2.1
F-B2A	5	Pibil	0112999	01.1.2.2.2.2
F-B2A	6	Pigtail	0112106	01.1.2.2.2.3
F-B2A	7	Cow Foot	0112111	01.1.2.2.1.1
F-B2A	8	Whole, Frozen Chicken	0112301	01.1.2.2.4
F-B2A	9	Frozen Chicken Parts, such as Legs, wings, breasts, etc	0112302	01.1.2.2.4.1
F-B2A	10	Chicken Cuts or Variety packs	0112302	01.1.2.2.4.2
F-B2A	11	Chicken mixed parts (neck, back, gizzard, etc.)	0112302	01.1.2.2.4.3
F-B2A	12	Ground Chicken	0112112	01.1.2.2.4.4
F-B2A	13	Turkey (whole or parts)	0112119	01.1.2.2.4.5

CODING

multi select question	item	description	COICOP 1999	COICOP 2018
Personal care products bought	1	Disposable razors	1213101	1.3.1.2.0.1
Personal care products bought	2	Hair trimmers	1213102	1.3.1.2.0.2
Personal care products bought	3	Hair removers	1213308	1.3.1.2.0.3
Personal care products bought	4	Scissors	1213103	1.3.1.2.0.4
Personal care products bought	5	Shaving brushes	1213109	1.3.1.2.0.5
Personal care products bought	6	Shaving creams/foams	1213208	1.3.1.2.0.6
Personal care products bought	7	After shave lotions	1213306	1.3.1.2.0.7
Personal care products bought	8	Combs	1213105	1.3.1.2.0.8
Personal care products bought	9	Hairbrushes	1213106	1.3.1.2.0.9
Personal care products bought	10	Hairpins	1213110	1.3.1.2.0.1.0
Personal care products bought	11	Curlers	1213111	1.3.1.2.0.1.1
Personal care products bought	12	Weaves, wigs or braids	1213112	1.3.1.2.0.1.2
Personal care products bought	13	Hair lotions	1213305	1.3.1.2.0.1.3
Personal care products bought	14	Hair gels	1213314	1.3.1.2.0.1.4
Personal care products bought	15	Shampoos	1213311	1.3.1.2.0.1.5
Personal care products bought	16	Hair conditioners	1213319	1.3.1.2.0.1.6
Personal care products bought	17	Hair relaxers	1213312	1.3.1.2.0.1.7
Personal care products bought	18	Hair dyes	1213316	1.3.1.2.0.1.8
Personal care products bought	19	Hair grease/oils	1213318	1.3.1.2.0.1.9
Personal care products bought	20	Toothbrushes	1213107	1.3.1.2.0.1.1.1
Personal care products bought	21	Medicinal soaps	1213202	1.3.1.2.0.1.1.2
Personal care products bought	22	Shower gels/body wash	1213406	1.3.1.2.0.1.1.3
Personal care products bought	23	Nail files	1213104	1.3.1.2.0.1.1.4
Personal care products bought	24	Nail polish (varnish)	1213302	1.3.1.2.0.1.1.5
Personal care products bought	25	Nail polish remover	1213317	1.3.1.2.0.1.1.6
Personal care products bought	26	Make-up	1213303	1.3.1.2.0.1.1.7
Personal care products bought	27	Lipsticks	1213301	1.3.1.2.0.1.1.8
Personal care products bought	28	Make-up removal products	1213304	1.3.1.2.0.1.1.9
Personal care products bought	29	Baby oil	1213204	1.3.1.2.0.1.2.1
Personal care products bought	30	Baby powders	1213206	1.3.1.2.0.1.2.2
Personal care products bought	31	Foot powders	1213205	1.3.1.2.0.1.2.3
Personal care products bought	32	Vicks vapor rub	1213209	1.3.1.2.0.1.2.4
Personal care products bought	33	Eye drops	1213210	1.3.1.2.0.1.2.5
Personal care products bought	34	Sun screen lotions	1213307	1.3.1.2.0.1.2.6
Personal care products bought	35	Perfumes/colognes	1213309	1.3.1.2.0.1.2.7
Personal care products bought	36	Deodorants	1213310	1.3.1.2.0.1.2.8
Personal care products bought	37	Hand or body lotions	1213315	1.3.1.2.0.1.2.9
Personal care products bought	38	Sanitary pads or tampons, such as Always, Stayfr	1213404	1.3.1.2.0.1.3.0
Personal care products bought	39	Wet wipes such as baby Wipes or sanitary wipes	1213405	1.3.1.2.0.1.3.1
Personal care products bought	40	Spray Starch	1213407	1.3.1.2.0.1.3.2
Personal care products bought	41	Other personal care products	1213408	1.3.1.2.0.1.3.3

CODING- Correspondence

CODE_COICOP_2	merge_string_COICOP_2018	coicop_1999	HEADING_COICOP_2018
01	01	01	FOOD AND NON-ALCOHOLIC BEVERAGES
01.1	011	011	FOOD
01.1.1	0111	0111	Cereals and cereal products (ND)
01.1.2	0112	0112	Live animals, meat and other parts of slaughtered land anima
01.1.3	0113	0113	Fish and other seafood (ND)
01.1.4	0114	0114	Milk, other dairy products and eggs (ND)
01.1.5	0115	0115	Oils and fats (ND)
01.1.6	0116	0116	Fruits and nuts (ND)
01.1.7	0117	0117	Vegetables, tubers, plantains, cooking bananas and pulses (N
01.1.8	0118	0118	Sugar, confectionery and desserts (ND)
01.1.9	0119	0119	Ready-made food and other food products n.e.c. (ND)
01.2	012	012	NON-ALCOHOLIC BEVERAGES
01.2.1	0121	0122	Fruit and vegetable juices (ND)
01.2.2	0122	0121	Coffee and coffee substitutes (ND)
01.2.3	0123	0121	Tea, maté and other plant products for infusion (ND)
01.2.4	0124	0121	Cocoa drinks (ND)
01.2.5	0125	0122	Water (ND)
01.2.6	0126	0122	Soft drinks (ND)
01.2.9	0129	0122	Other non-alcoholic beverages (ND)
01.3	013		SERVICES FOR PROCESSING PRIMARY GOODS FOR FOOD AND NON
01.3.0	0130		Services for processing primary goods for food and non-alcho
02	02	02	ALCOHOLIC BEVERAGES, TOBACCO AND NARCOTICS
02.1	021	021	ALCOHOLIC BEVERAGES
02.1.1	0211	0211	Spirits and liquors (ND)
02.1.2	0212	0212	Wine (ND)
02.1.3	0213	0213	Beer (ND)
02.1.9	0219	0211	Other alcoholic beverages (ND)
02.2	022		ALCOHOL PRODUCTION SERVICES
02.2.0	0220	#N/A	Alcohol production services (S)
02.3	023	#N/A	TOBACCO
02.3.0	0230	0220	Tobacco (ND)
02.4	024	023	NARCOTICS
02.4.0	0240	0230	Narcotics (ND)
03	03	03	CLOTHING AND FOOTWEAR
03.1	031	031	CLOTHING
03.1.1	0311	0311	Clothing materials (SD)
03.1.2	0312	0312	Garments (SD)
03.1.3	0313	0313	Other articles of clothing and clothing accessories (SD)
03.1.4	0314	0314	Cleaning, repair, tailoring and hire of clothing (S)

CODE_COICOP_2	merge_string_COICOP_2018	coicop_1999	HEADING_COICOP_2018
04.3.2	0432	0432	Services for the maintenance, repair and security of the dwelling (S)
04.4	044	044	WATER SUPPLY AND MISCELLANEOUS SERVICES RELATING TO THE DWELLIN
04.4.1	0441	0441	Water supply (ND)
04.4.2	0442	0442	Refuse collection (S)
04.4.3	0443	0443	Sewage collection (S)
04.4.4	0444	0444	Other services relating to the dwelling n.e.c. (S)
04.5	045	0451	ELECTRICITY, GAS AND OTHER FUELS
04.5.1	0451	0451	Electricity (ND)
04.5.2	0452	0452	Gas (ND)
04.5.3	0453	0453	Liquid fuels (ND)
04.5.4	0454	0454	Solid fuels (ND)
04.5.5	0455	0455	Other energy for heating and cooling (ND)
05	05	05	FURNISHINGS, HOUSEHOLD EQUIPMENT AND ROUTINE HOUSEHOLD MAIN
05.1	051	051	FURNITURE, FURNISHINGS, AND LOOSE CARPETS
05.1.1	0511	0511	Furniture, furnishings and loose carpets (D)
05.1.2	0512	0513	Repair, installation and hire of furniture, furnishings and loose carpets
05.2	052	052	HOUSEHOLD TEXTILES
05.2.1	0521	0520	Household textiles (SD)
05.2.2	0522	0520	Repair, hire and sewing services of household textiles (S)
05.3	053	053	HOUSEHOLD APPLIANCES
05.3.1	0531	0531	Major household appliances, whether electric or not (D)
05.3.2	0532	0532	Small household appliances (SD)
05.3.3	0533	0533	Repair, installation and hire of household appliances (S)
05.4	054	054	GLASSWARE, TABLEWARE AND HOUSEHOLD UTENSILS
05.4.0	0540	0540	Glassware, tableware and household utensils (SD)
05.5	055	055	TOOLS AND EQUIPMENT FOR HOUSE AND GARDEN
05.5.1	0551	0551	Motorized tools and equipment (D)
05.5.2	0552	0552	Non-motorized tools and miscellaneous accessories (SD)
05.5.3	0553	055	Repair and hire of motorized and non-motorized tools and equipment (
05.6	056	056	GOODS AND SERVICES FOR ROUTINE HOUSEHOLD MAINTENANCE
05.6.1	0561	0561	Non-durable household goods (ND)
05.6.2	0562	0562	Domestic services and household services (S)
06	06	06	HEALTH
06.1	061	061	MEDICINES AND HEALTH PRODUCTS
06.1.1	0611	0611	Medicines (ND)
06.1.2	0612	0612	Medical products (ND)
06.1.3	0613	0613	Assistive products (D)
06.1.4	0614	0613	Repair, rental and maintenance of medical and assistive products (S)
06.2	062	062	OUTPATIENT CARE SERVICES

CODING- Bridge Verification

Coicop_99	6_Digit_OldCode	COICOP 2019_4	4_Digit_OldCode	2019_COICOP=99_4digit[correspondence]	Correspondence at 4 validation (19 to 99 is true)	COICOP 2019_6	COICOP 2019_7	Description
0531401	031243	0531	0531	0531	TRUE	053149	0531492	Air Conditioners
0733201	054030	0733	0733	0733	TRUE	073310	0733101	Air transportation
0732001	011722	0733	0732	0733	FALSE	073310	0733101	Other transportation
0733301	011620	0733	0733	0733	TRUE	073310	0733101	Air fare
0733401	121331	0733	0733	0733	TRUE	073320	0733201	Air fare
0611115	011720	0611	0611	0611	TRUE	061111	0611112	Antibiotics such as Ampicillin or Penicillin
0611116	054099	0611	0611	0611	TRUE	061111	0611112	Tranquilizers such as Valium
0611109	054040	0611	0611	0611	TRUE	061111	0611112	Antiseptic solutions such as Detol or Savlon
0432103	031244	0432	0432	0432	TRUE	043201	0432011	Any carpentry (roof, siding, flooring)?
0630201	063020	0631	0630	0630	TRUE	063101	0631011	Any other health care services not covered by health insurance
0611199	125210	0611	0611	0611	TRUE	061119	0611192	Any other medicines or medical supplies
0723998	012240	0723	0723	0723	TRUE	072301	0723013	Any other vehicle services and repairs
0116105	012120	0116	0116	0116	TRUE	011631	0116311	Apples
0116126	011830	0116	0116	0116	TRUE	011611	0116111	Avocados
0119301	031260	0119	0119	0119	TRUE	011922	0119221	Baby food and cereals such as Nestum and Gerber
0119302	052040	0119	0119	0119	TRUE	011922	0119221	Baby food and cereals such as Nestum and Gerber
1213204	052010	1312	1213	1213	TRUE	131205	1312051	Baby oil
1213308	056210	1312	1213	1213	TRUE	131205	1312051	Hair removers
1213307	121330	1312	1213	1213	TRUE	131205	1312051	Sun screen lotions
1213407	051192	1312	1213	1213	TRUE	131205	1312051	Spray Starch
1213208	053130	1312	1213	1213	TRUE	131205	1312051	Shaving creams/foams
0942101	121110	0961	0942	0942	TRUE	096101	0961011	Cinema
0942103	012230	0961	0942	0942	TRUE	096101	0961011	Concerts, plays or pageants
0942105	095330	0961	0942	0942	TRUE	096101	0961011	Baby showers
0942108	121331	0961	0942	0942	TRUE	096101	0961011	Entertainment such as tours, nightclubs, museums, sports events
0931202	053291	0921	0931	0931	TRUE	092120	0921201	Electronic toys, such as remote control cars
0931201	094210	0921	0931	0931	TRUE	092120	0921201	Baby Toys
0112602	051110	0112	0112	0112	TRUE	011232	0112321	Bacon (turkey or pork)
0111605	011260	0111	0111	0111	TRUE	011139	0111391	Baking Mix (such as cake, panckae, etc)
0111201	056120	0111	0111	0111	TRUE	011121	0111211	Flour (white or whole wheat)
0111999	031222	0111	0111	0111	TRUE	011139	0111391	Baking Mix (such as cake, panckae, etc)
0112102	031220	0112	0112	0112	TRUE	011221	0112211	Ground Beef
0119201	052040	0119	0119	0119	TRUE	011990	0119902	Baking Powder
1111205	031222	1111	1111	1111	TRUE	111120	1111209	Bar-B-Que
1213202	053211	1312	1213	1213	TRUE	131204	1312047	Medicinal soaps
1213211	031251	1312	1213	1213	TRUE	131204	1312047	Handsoap
1213201	031253	1312	1213	1213	TRUE	131204	1312047	Bath soap
0511116	011530	0511	0511	0511	TRUE	051116	0511161	Bar Room Set
0511120	031421	0511	0511	0511	TRUE	051116	0511161	Patio table
0511121	031424	0511	0511	0511	TRUE	051116	0511161	Patio chairs
0511949	031425	0511	0511	0511	TRUE	051116	0511161	Other porch or patio furniture
0511125	011611	0511	0511	0511	TRUE	051116	0511161	Bathroom or toilet stands
0511126	121140	0511	0511	0511	TRUE	051116	0511161	Towel racks
0511979	091440	0511	0511	0511	TRUE	051116	0511161	Other bathroom furniture
0511989	091310	0511	0511	0511	TRUE	051116	0511161	Other household furniture not mentioned before

New CPI Basket

Comparison by Main Heading COICOP 1999 vs 2018

New Basket for CPI resulted in 395 Good and Services

COICOP 1999	% to value	COICOP 2019	% to value2	Reason of Change
01 -Food and non-alcoholic beverages	25.8%	01 -FOOD AND NON-ALCOHOLIC BEVERAGES	25.8%	
02- Alcoholic beverages, tobacco and narcotics	3.6%	02- ALCOHOLIC BEVERAGES, TOBACCO AND NARCOTICS	3.6%	
03- Clothing and footwear	4.6%	03- CLOTHING AND FOOTWEAR	4.6%	
04- Housing, water, electricity, gas and other fuels	19.4%	04- HOUSING, WATER, ELECTRICITY, GAS AND OTHER FUELS	19.4%	
05- Furnishings, household equipment and routine household maintenance	5.2%	05- FURNISHINGS, HOUSEHOLD EQUIPMENT AND ROUTINE HOUSEHOLD MAINTENANCE	5.2%	
06- Health	2.6%	06- HEALTH	2.6%	
07- Transport	15.3%	07- TRANSPORT	15.3%	Re classification of postage to 07 was 08 in old code
08- Communication	4.1%	08- INFORMATION AND COMMUNICATION	4.6%	Re classification of TV, Computers, calculators to 08 was 09
09- Recreation and culture	4.7%	09- RECREATION, SPORT AND CULTURE	4.3%	Re classification of TV, Computers, calculators to 08 was 09
10- Education	2.5%	10- EDUCATION SERVICES	2.5%	
11- Restaurants and hotels	6.5%	11- RESTAURANTS AND ACCOMMODATION SERVICES	6.5%	
12- Miscellaneous goods and services	5.8%	12- INSURANCE AND FINANCIAL SERVICES	0.8%	Re classification of wedding venue to 09 from 12
		13- PERSONAL CARE, SOCIAL PROTECTION AND MISCELLANEOUS GOODS AND SERVICES	4.9%	
Total	100.0%	TOTAL	100.0%	

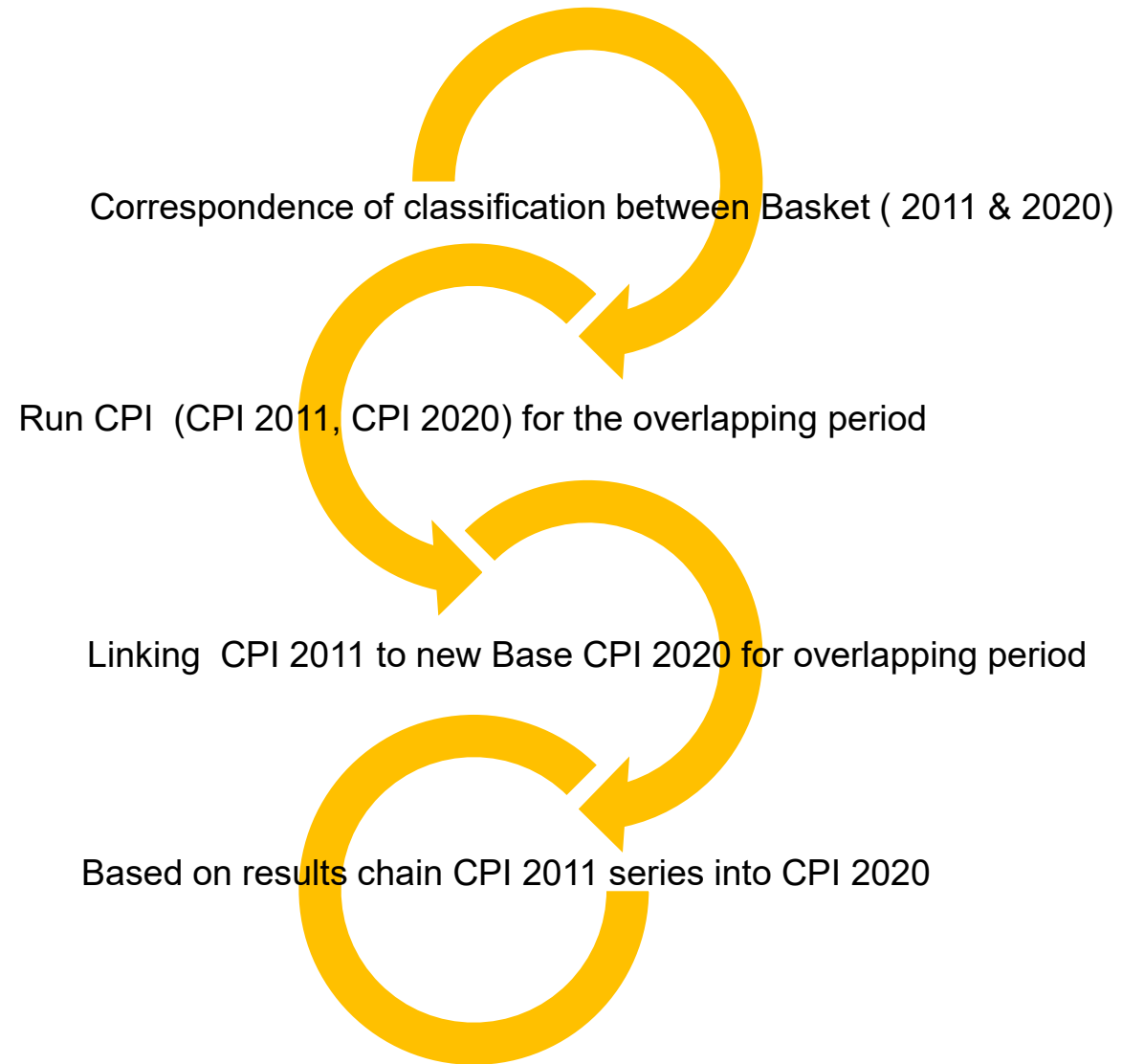
COICOP 2019	Grp	Lev	Description	Finalized_Share
011121	01	7	Rice (brown or white)	1.200%
011190	01	7	Oats and Other Cerals such as custart, etc	0.275%
0111211	01	7	Baking Mix (such as cake, panckae, etc)	1.170%
0111261	01	7	Masa	0.114%
0111262	01	7	Minsa	0.125%
0111311	01	7	Other breads such as hotdog bread, burger bun, bre	0.111%
0111312	01	7	Creole buns (whole wheat or white flour)	0.049%
0111313	01	7	Pack buns	0.048%
0111314	01	7	Pack bread (white or whole wheat)	0.606%
0111315	01	7	Creole bread (white and wheat)	0.107%
0111316	01	7	Tortillas (corn, white or whole wheat flour)	0.442%
0111391	01	7	Baking Mix (such as cake, panckae, etc)	0.073%
0111392	01	7	Biscuits, cookies	0.263%
0111393	01	7	Cake and Other Breads not mentioned	0.044%
0111401	01	7	Breakfast cereals such as cornflakes, cheerios, frost	0.518%
0111501	01	7	Macaroni & Cheese	0.144%
0111502	01	7	Macaroni, such as spaghetti, fettucine and linguine	0.084%
0112211	01	7	Baking Mix (such as cake, panckae, etc)	0.255%
0112212	01	7	Beef Steak such as tenderloin, sirloin, shoulder, T-bc	0.298%
0112221	01	7	Pork Chops	0.255%
0112222	01	7	Other cuts of pork such as stew pork, etc	0.150%
0112241	01	7	Chicken Cuts or Variety packs	0.472%
0112242	01	7	Turkey (whole or parts)	0.045%
0112243	01	7	Whole, Frozen Chicken	1.408%
0112244	01	7	Frozen Chicken Parts, such as Legs, wings, breasts,	0.392%
0112291	01	7	Other Meats (Mutthon, Game Meat(deer, armadilly, g	0.041%
0112321	01	7	Bacon (turkey or pork)	0.098%
0112322	01	7	Bologna or salami	0.111%
0112323	01	7	Hams (turkey, chicken or pork)	0.101%
0112324	01	7	Luncheon Meats (pork, chicken etc.)	0.165%
0112325	01	7	Pibil	0.007%
0112326	01	7	Pigtail	0.149%
0112401	01	7	Chicken mixed parts (neck, back, gizzard, etc.)	0.146%
0112402	01	7	Ground Chicken	0.034%
0112403	01	7	Cow Foot	0.021%
0112511	01	7	Sausages (Italian, hotdog, breakfast, etc.)	0.340%
0112521	01	7	Vienna Sausages (hot & spicy, regular)	0.191%
0112522	01	7	Canned Corned Beef (low salt or regular)	0.066%
0113111	01	7	Whole Fish such as snapper, tilapia, barracuda, etc	0.417%
0113212	01	7	Fish fillet (snapper, tilapia, grouper, etc.)	0.091%
0113213	01	7	Canned Fish such as tuna, mackerels, sardines etc.	0.018%
0113411	01	7	Shrimps (jumbo or regular)	0.087%
0113421	01	7	Conch	0.089%
0113422	01	7	Lobsters (tail or whole)	0.024%
0113423	01	7	Live crabs or crab meat	0.011%
0114111	01	7	Natural Milk such as La La or Western Dairies (whole,	0.356%
0114311	01	7	Condensed Milk	0.150%
0114312	01	7	Evaporated Milk	0.109%
0114321	01	7	Powdered Milk (whole, low fat, etc.)	0.487%

COICOP 2019	Grp	Lev	Description	Finalized
0312212	03	7	Polo shirts	0.004%
0312213	03	7	T-shirts and Sport shirts	0.025%
0312221	03	7	Dresses (party, formal, casual)	0.270%
0312222	03	7	Skirts and Other Clothing	0.063%
0312231	03	7	Shorts	0.073%
0312232	03	7	Casual pants such as jeans pant or cargo pants	0.163%
0312233	03	7	Dress pants	0.034%
0312241	03	7	Jackets and Sweaters	0.026%
0312242	03	7	Other Clothing(sportwear, rain coats, bathing suits, e	0.023%
0312251	03	7	Panties, lingerie, slips, girdles and tights	0.152%
0312252	03	7	Brassieres	0.111%
0312253	03	7	Socks and Stockings	0.036%
0312254	03	7	Vests or undershirts, sleepwear, socks and stockings	0.033%
0312311	03	7	Suits, Dresses, Complete playsuit	0.027%
0312312	03	7	Other infant clothing	0.012%
0312313	03	7	Shorts, pants, shirts, underwear, socks and vests or u	0.054%
0312411	03	7	School uniforms	0.178%
0313101	03	7	Men's and Ladies' belts and ties	0.029%
0313102	03	7	Hats or caps	0.037%
0314211	03	7	Tailoring Male	0.014%
0314212	03	7	Tailoring Female	0.033%
0314213	03	7	Repair of Clothing	0.006%
0314231	03	7	Laundry or dry cleaning services	0.008%
0321111	03	7	Dress or formal shoes and boots	0.135%
0321112	03	7	Work shoes or boots	0.057%
0321121	03	7	Casual tennis and sport shoes such as converse and	0.333%
0321131	03	7	Slippers and sandals	0.114%
0321132	03	7	Rain boots or rubber boots	0.016%
0321211	03	7	Dress or formal shoes	0.180%
0321212	03	7	Dress boots	0.046%
0321221	03	7	Casual tennis, sport and working shoes or boots	0.156%
0321231	03	7	Slippers and sandals	0.275%
0321311	03	7	Dress or formal shoes	0.027%
0321312	03	7	Tennis shoes	0.043%
0321331	03	7	Slippers, sandals and rain or rubber boots	0.045%
0322011	03	7	Male or female footwear repair	0.367%
0411011	04	7	Rental of Households	2.632%
0421011	04	7	Home Owner/Imputed Rent	9.830%
0431101	04	7	Painting (interior or exterior)	0.153%
0431111	04	7	Linoleum or Marley	0.054%
0432011	04	7	Any carpentry (roof, siding, flooring)?	0.275%
0432012	04	7	Masonry or plastering, carpentry/mason	0.046%
0432021	04	7	Electrical	0.034%
0432023	04	7	Plumbing	0.046%
0441111	04	7	Water Supply	1.354%
0442011	04	7	garbage collection	0.091%
0451011	04	7	Electricity	3.132%
0452111	04	7	Butane	1.813%
0511111	05	7	Sofas set and couches	0.175%

Back-casting with COICOP 2018

Converting 1999 Series to 2018

The Process



Basket- Correspondence

				12		13		127		128		129		130	
COIC	Corre	Level	Description	Expend Wgt National	WEIGHT	Jul-20	Aug-20	Jul-20	Aug-20	Sep-20	Oct-20	Sep-20	Oct-20	Sep-20	Oct-20
COIC	Corre	ed_LF	Description	NEW		Jul-20	Aug-20	Jul-20	Aug-20	Sep-20	Oct-20	Sep-20	Oct-20	Sep-20	Oct-20
00		1	2	INDIVIDUAL CONSU	1474549377	*****	*****	*****	*****	105.56	104.8				
01		2	3	FOOD AND NON-ALI	285429618	19.4%	*****	*****	*****	107.52	107.71				
011		3	4	FOOD	246757600	16.7%	109.866	109.831		109.29	109.44				
0111		4	5	Bread and cereals	62968322	4.3%	102.834	102.865		102.94	103.77				
01111		5	6	Rice	19303550	1.3%	107.661	107.609		107.68	108.05				
01112		5	6	Other cereals, flour and ot	28599988	1.9%	99.424	99.416		99.488	100.76				
01113		5	6	Bread	8514583	0.6%	100.384	100.383		100.18	100.17				
01114		5	6	Other bakery products	4799162	0.3%	108.310	108.358		108.99	108.8				
01115		5	6	Pasta products	1751039	0.1%	107.577	107.993		108.11	110.55				
0112		4	5	Meat	59269076	4.0%	110.230	110.724		111.55	110.78				
01121		5	6	Beef and veal	7629805	0.5%	126.644	126.649		127.48	124.48				
01122		5	6	Pork	6448909	0.4%	104.477	104.502		105.48	103.42				
01124		5	6	Poultry	31446997	2.1%	109.170	109.701		110.7	110.65				
01126		5	6	Delicatessen and other m	13743365	0.9%	108.145	108.868		109.2	108.24				
0113		4	5	Fish and seafood	5869929	0.4%	108.679	109.018		108.76	110.55				
01131		5	6	Fresh, chilled or frozen fis	5165692	0.4%	109.505	109.872		109.67	111.01				
01132		5	6	Preserved or processed f	704237	0.0%	107.740	108.285		107.59	109.6				
0114		4	5	Milk, cheese and egg	33833049	2.3%	102.114	102.807		103.34	102.11				
01141		5	6	Fresh milk	3154426	0.2%	93.941	98.765		98.861	98.464				
01142		5	6	Preserved milk and other	17666179	1.2%	102.686	103.470		104.47	102.58				
01143		5	6	Cheese	6638350	0.5%	101.806	101.473		101.49	100.67				
01144		5	6	Eggs and egg-based prod	6374094	0.4%	105.377	104.758		104.79	104.26				
0115		4	5	Oils and fats	16058642	1.1%	*****	*****		102.69	102.04				
01152		5	6	Margarine	5329832	0.4%	113.491	113.982		117.43	117.84				
01153		5	6	Other edible oils and fats	10728810	0.7%	94.792	95.272		95.424	94.577				
0116		4	5	Fruit	5926566	0.4%	102.650	98.342		96.529	100.68				
01161		5	6	Fresh or chilled fruit	4993555	0.3%	102.163	97.359		94.946	99.751				
01162		5	6	Frozen, preserved or proc	933011	0.1%	106.393	105.043		105.54	105.18				
0117		4	5	Vegetables	33079923	2.2%	127.003	125.247		126	127.1				
01171		5	6	Fresh or chilled vegetable	15869111	1.1%	147.899	139.231		136.6	132.06				
01172		5	6	Fresh or chilled potatoes	2524442	0.2%	116.084	116.374		121	118.08				
01173		5	6	Frozen, preserved or proc	14686370	1.0%	110.574	113.793		116.78	123.46				
0118		4	5	Sugar, jam, honey, ch	11848441	0.8%	119.785	119.641		119.67	120.08				
01181		5	6	Sugar	7060515	0.5%	129.030	129.031		129.03	130.04				
01182		5	6	Jams, marmalades and hc	662588	0.0%	111.668	111.431		111.53	110.98				
01183		5	6	Confectionery, chocolate	1867890	0.1%	108.205	108.737		109.17	109.97				
01184		5	6	Edible ice, ice cream and s	2257448	0.2%	110.972	110.875		110.7	109.92				
0119		4	5	Food products n.e.c.	17903652	1.2%	111.141	111.748		112.09	112.35				
01191		5	6	Food products n.e.c.	17903652	1.2%	111.141	111.748		112.09	112.35				
012		3	4	Non-alcoholic Bever	38672018	2.6%	97.473	97.357		97.093	97.359				
0121		4	5	Coffee, tea and coco	7808608	0.5%	96.859	97.128		97.048	97.736				
01211		5	6	Coffee, tea and cocoa	7808608	0.5%	96.859	97.128		97.048	97.736				
0122		4	5	Mineral waters, soft	30863410	2.1%	97.706	97.488		97.176	97.305				
01221		5	6	Mineral waters	6226394	0.4%	102.834	102.622		102.44	102.65				
01222		5	6	Soft drinks and concentra	18599137	1.3%	93.309	92.990		92.461	92.776				
01223		5	6	Fruit and vegetable juices	6037879	0.4%	106.734	106.782		106.82	106.49				
02		2	3	ALCOHOL BEVERAG	24585864	1.7%	*****	*****		107.16	106.46				
021		3	4	ALCOHOL BEVERAG	22121668	1.5%	104.987	104.727		104.7	104.1				

COICN	COICN	COICN	COICN	Description	Sum of Countru	Share
P 20	P 99	Gro	Lev		Total Weighte	
01	01	01	2	FOOD AND NON-ALCOHOL	796,792,982	25.8%
011	011	01	3	FOOD	662,882,136	21.425%
0111	0111	01	4	Cereals and cereal products (ND	166,221,508	5.372%
01111	01111	01	5	Cereals (ND)	45,634,447	1.475%
011112	011110	01	6	Rice (brown or white)	37,115,568	1.200%
0111121	#N/A	01	7	Rice (brown or white)	37,115,568	1.200%
01119	#N/A	01	6	Other cereals	8,518,879	0.275%
011190	#N/A	01	7	Oats and Other Cerals such as ou	8,518,879	0.275%
01112	0111	01	5	Flour of cereals (ND)	43,590,322	1.409%
01121	#N/A	01	6	Flour (white or whole wheat)	36,191,130	1.170%
011211	#N/A	01	7	Flour (white or whole wheat)	36,191,130	1.170%
01126	#N/A	01	6	Flour of maize or cornmeal	7,399,192	0.239%
011261	#N/A	01	7	Masa	3,529,070	0.114%
011262	#N/A	01	7	Minsa	3,870,122	0.125%
01113	0111	01	5	Bread and bakery products (ND)	53,918,352	1.743%
01131	#N/A	01	6	Bread and Tortillas	42,142,882	1.362%
011311	#N/A	01	7	Other breads such as hotdog bre	3,430,075	0.111%
011312	#N/A	01	7	Creole buns (whole wheat or white	1,506,545	0.049%
011313	#N/A	01	7	Pack buns	1,473,350	0.048%
011314	#N/A	01	7	Pack bread (white or whole whea	18,741,803	0.606%
011315	#N/A	01	7	Creole bread (white and wheat)	3,306,758	0.107%
011316	#N/A	01	7	Tortillas (corn, white or whole whe	13,684,351	0.442%
01139	#N/A	01	6	Other bakery products	11,775,470	0.381%
011391	#N/A	01	7	Baking Mix (such as cake, panck	2,273,884	0.073%
011392	#N/A	01	7	Biscuits, cookies	8,139,144	0.263%
011393	#N/A	01	7	Cake and Other Breads not menti	1,362,442	0.044%
01114	0111	01	5	Breakfast cereals (ND)	16,021,044	0.518%
01140	#N/A	01	6	Breakfast cereals such as cornfla	16,021,044	0.518%
011401	#N/A	01	7	Breakfast cereals such as cornfla	16,021,044	0.518%
01115	0111	01	5	Macaroni, noodles, couscous an	7,057,343	0.228%
01150	#N/A	01	6	Macaroni, noodles, couscous an	7,057,343	0.228%
0111501	#N/A	01	7	Macaroni & Cheese	4,446,868	0.144%
0111502	#N/A	01	7	Macaroni, such as spaghetti, fett	2,610,475	0.084%
0112	0112	01	4	Live animals, meat and other par	146,726,228	4.742%
01122	0112	01	5	Meat, fresh, chilled or frozen (ND	102,570,423	3.315%
011221	#N/A	01	6	Meat of cattle and of buffaloes fre	17,083,136	0.552%
0112211	#N/A	01	7	Ground Beef	7,874,489	0.255%
0112212	#N/A	01	7	Beef Steak such as tenderloin, sir	9,208,647	0.298%
011222	#N/A	01	6	Meat of pigs, fresh, chilled or froze	12,527,250	0.405%
0112221	#N/A	01	7	Pork Chops	7,886,767	0.255%
0112222	#N/A	01	7	Other cuts of pork such as stew p	4,640,483	0.150%
011224	#N/A	01	6	Meat of poultry, fresh, chilled or fr	71,682,755	2.317%
0112241	#N/A	01	7	Chicken Cuts or Variety packs	14,597,513	0.472%
0112242	#N/A	01	7	Turkey (whole or parts)	1,381,691	0.045%
0112243	#N/A	01	7	Whole, Frozen Chicken	43,568,851	1.408%
0112244	#N/A	01	7	Frozen Chicken Parts, such as Le	12,134,700	0.392%
011229	#N/A	01	6	Other meats	1,277,282	0.041%
0112291	#N/A	01	7	Other Meats (Mutton, Game Mea	1,277,282	0.041%

Basket- Correspondence

COICOP_11	Description_11	Descri	Weigh	COICOP_2015	COICOP_99	Description	99	2019	Weights_2019
00	INDIVIDUAL CONSUMPTION EX	#N/A	100.0%	01	01	FOOD AND NON-ALCOHOLIC BEVERAGES	01	01	25.8%
01	FOOD AND NON-ALCOHOLIC BE	01	19.4%	011	011	FOOD	011	011	21.4%
011	FOOD	011	16.7%	0111	0111	Cereals and cereal products (ND)	0111	0111	5.4%
0111	Bread and cereals	0111	4.3%	01111	#N/A	Cereals (ND)	#N/A	01111	1.5%
01111	Rice	011112	1.3%	011112	01111	Rice (brown or white)	01111	011112	1.2%
01112	Other cereals, flour and othe	01112	1.9%	011119	#N/A	Other cereals	#N/A	011119	0.3%
01113	Bread	01113	0.6%	01112	01112	Flour of cereals (ND)	01112	01112	1.4%
01114	Other bakery products	011139	0.3%	011121	#N/A	Flour (white or whole wheat)	#N/A	011121	1.2%
01115	Pasta products	01115	0.1%	011126	#N/A	Flour of maize or cornmeal	#N/A	011126	0.2%
0112	Meat	0112	4.0%	01113	01113	Bread and bakery products (ND)	01113	01113	1.7%
01121	Beef and veal	011221	0.5%	011131	01113	Bread and Tortillas	01113	011131	1.4%
01122	Pork	011222	0.4%	011139	01114	Other bakery products	01114	011139	0.4%
01124	Poultry	011224	2.1%	01114	#N/A	Breakfast cereals (ND)	#N/A	01114	0.5%
01126	Delicatessen and other meat	01123	0.9%	011140	#N/A	Breakfast cereals such as cornflakes,	#N/A	011140	0.5%
0113	Fish and seafood	0113	0.4%	01115	01115	Macaroni, noodles, couscous and sim	01115	01115	0.2%
01131	Fresh, chilled or frozen fish a	01131	0.4%	011150	#N/A	Macaroni, noodles, couscous and sim	#N/A	011150	0.2%
01132	Preserved or processed fish a	01132	0.0%	0112	0112	Live animals, meat and other parts of	0112	0112	4.7%
0114	Milk, cheese and eggs	0114	2.3%	01122	0112	Meat, fresh, chilled or frozen (ND)	0112	01122	3.3%
01141	Fresh milk	01141	0.2%	011221	01121	Meat of cattle and of buffaloes fresh,	01121	011221	0.6%
01142	Preserved milk and other mill	01143	1.2%	011222	01122	Meat of pigs, fresh, chilled or frozen	01122	011222	0.4%
01143	Cheese	01145	0.5%	011224	01124	Meat of poultry, fresh, chilled or froze	01124	011224	2.3%
01144	Eggs and egg-based products	01148	0.4%	011229	#N/A	Other meats	#N/A	011229	0.0%
0115	Oils and fats	0115	1.1%	01123	01126	Meat, dried, salted, in brine or smoke	01126	01123	0.6%
01152	Margarine	01152	0.4%	011232	#N/A	Meat of pigs, cuts, salted, dried or sm	#N/A	011232	0.6%
01153	Other edible oils and fats	01151	0.7%	01124	#N/A	Offal, blood and other parts of slaugh	#N/A	01124	0.2%
0116	Fruit	0116	0.4%	011240	#N/A	Offal, Blood and other parts of slaugh	#N/A	011240	0.2%
01161	Fresh or chilled fruit	01161	0.3%	01125	#N/A	Meat, offal, blood and other parts of s	#N/A	01125	0.6%
01162	Frozen, preserved or processé	01162	0.1%	011251	#N/A	Sausages (Italian, hotdog, breakfast,	#N/A	011251	0.3%
0117	Vegetables	0117	2.2%	011252	#N/A	Canned meat	#N/A	011252	0.3%
01171	Fresh or chilled vegetables o	01171	1.1%	0113	0113	Fish and other seafood (ND)	0113	0113	0.7%
01172	Fresh or chilled potatoes	01175	0.2%	01131	01131	Fish, live, fresh, chilled or frozen (ND)	01131	01131	0.4%
01173	Frozen, preserved or processé	01179	1.0%	011311	#N/A	Whole Fish such as snapper, tilapia, l	#N/A	011311	0.4%
0118	Sugar, jam, honey, chocolate	0118	0.8%	01132	01132	Fish, dried, salted, in brine or smoke	01132	01132	0.1%
01181	Sugar	01181	0.5%	011321	#N/A	Fish fillet (snapper, tilapia, grouper, e	#N/A	011321	0.1%
01182	Jams, marmalades and hone	01183	0.0%	01134	#N/A	Other seafood, live, fresh, chilled or fr	#N/A	01134	0.2%
01183	Confectionery, chocolate and	01185	0.1%	011341	#N/A	Shrimps (jumbo or regular)	#N/A	011341	0.1%
01184	Edible ice, ice cream and sort	01186	0.2%	011342	#N/A	Other crustaceans, live, fresh, chilled,	#N/A	011342	0.1%
0119	Food products n.e.c.	0119	1.2%	0114	0114	Milk, other dairy products and eggs (N	0114	0114	2.4%
01191	Food products n.e.c.	01192	1.2%	01141	01141	Raw and whole milk (ND)	01141	01141	0.4%
012	Non-alcoholic Beverages	012	2.6%	011411	#N/A	Natural Milk such as La La or Western	#N/A	011411	0.4%
0121	Coffee, tea and cocoa	0122	0.5%	01143	01142	Other milk and cream (ND)	01142	01143	0.9%
01211	Coffee, tea and cocoa	01220	0.5%	011431	#N/A	Condensed or evaporated milk	#N/A	011431	0.3%
0122	Mineral waters, soft drinks, fi	0121	2.1%	011432	#N/A	Powdered Milk (whole, low fat, etc.)	#N/A	011432	0.5%
01221	Mineral waters	01250	0.4%	011433	#N/A	Creamer (low fat, non-dairy, flavoured	#N/A	011433	0.1%
01222	Soft drinks and essences	01250	1.7%	011434	01143	Other milk (ND)	01143	011434	0.5%

Overlapping CPI

eight	priceadjuster	to weight	final-weight	New_Index	Old_Index	COICOP 2019	Level	Group	COICOP_99	Description	weights	INDEX	ADJUSTI	Adjusted_Weight	Final_weight	Old_index
100.00%	97.78%	100.00%	100			0	1	0	00	All ITEMS	100.0%	100	0.95	95.422966733971500%	100.000%	10
25.6%	26.37%	26.37%	100			01	2	01	01	FOOD AND NON-ALCOHOLIC BEVERAGES	25.8%	100	0.93	23.978547555283900%	25.129%	10
5700026217400%	21.95%	22.45%	100			011	3	01	011	FOOD	21.4%	100	0.91	19.576572681493500%	20.516%	10
6489164751820%	5.43%	5.55%	100			0111	4	01	0111	Cereals and cereal products (ND)	5.4%	100	0.96	5.177358945264710%	5.426%	10
712368297370%	1.51%	1.54%	100			01111	5	01	01111	Cereals (ND)	1.5%	100	0.93	1.365060806121930%	1.431%	10
2494674969210%	1.42%	1.45%	100			01112	6	01	01112	Rice (brown or white)	1.2%	100	0.93	1.110236027923240%	1.163%	10
7033664811990%	1.74%	1.78%	100			01119	6	01	01111	Other cereals	0.3%	100	0.93	0.254824778199697%	0.267%	10
3382168706386%	0.38%	0.39%	100			0112	5	01	0112	Flour of cereals (ND)	1.4%	100	0.99	1.398207872277410%	1.465%	10
3239039157742%	0.24%	0.24%	100			01121	6	01	0112	Flour (white or whole wheat)	1.2%	100	0.99	1.160870591243050%	1.217%	10
1436488034540%	4.75%	4.86%	100			01126	6	01	0112	Flour of maize or cornmeal	0.2%	100	0.99	0.237337281034355%	0.249%	10
479770004089%	0.53%	0.55%	100			01113	5	01	01113	Bread and bakery products (ND)	1.7%	100	1.00	1.739773699192720%	1.823%	10
7916264250991%	0.40%	0.40%	100			01131	6	01	01113	Bread and Tortillas	1.4%	100	1.00	1.359816741279160%	1.425%	10
979052583280%	2.37%	2.43%	100			01139	6	01	0114	Other bakery products	0.4%	100	0.92	0.349794137566387%	0.367%	10
1935862447245%	0.63%	0.64%	100			0114	5	01	0114	Breakfast cereals (ND)	0.5%	100	0.92	0.475910283741807%	0.499%	10
1603743435022%	0.74%	0.75%	100			01140	5	01	0114	Breakfast cereals such as cornflakes, cheerios, frosted flakes, et	0.5%	100	0.92	0.475910283741807%	0.499%	10
1020999558416%	0.42%	0.42%	100			0115	5	01	0115	Macaroni, noodles, couscous and similar pasta products (ND)	0.2%	100	0.90	0.206325666347533%	0.216%	11
1364665696830%	0.11%	0.11%	100			01150	6	01	0115	Macaroni, noodles, couscous and similar pasta products	0.2%	100	0.90	0.206325666347533%	0.216%	11
1908256308920%	2.44%	2.50%	100			0112	4	01	0112	Live animals, meat and other parts of slaughtered land animals (N	4.7%	100	0.90	4.280767078497840%	4.486%	11
3416655582852%	0.38%	0.38%	100			01122	5	01	0112	Meat, fresh, chilled or frozen (ND)	3.3%	100	0.90	2.992512627026690%	3.136%	11
3656441773570%	0.89%	0.91%	100			01121	6	01	01121	Meat of cattle and of buffaloes fresh, chilled or frozen	0.6%	100	0.80	0.443568176749088%	0.465%	12
1180692572987%	0.49%	0.49%	100			01122	6	01	01122	Meat of pigs, fresh, chilled or frozen	0.4%	100	0.97	0.391514837827181%	0.410%	10
3971793625968%	0.55%	0.56%	100			01124	6	01	01124	Meat of poultry, fresh, chilled or frozen	2.3%	100	0.90	2.093786569631490%	2.194%	11
3174995429650%	1.1%	1.13%	100			01129	6	01	0112	Other meats	0.0%	100	0.90	0.037264958079328%	0.039%	11
1084606264109%	0.20%	0.21%	100			01123	5	01	01126	Meat, dried, salted, in brine or smoked (ND)	0.6%	100	0.92	0.581708883531535%	0.610%	10
3010754384124%	0.69%	0.70%	100			01123	6	01	01126	Meat of pigs, cuts, salted, dried or smoked (bacon and ham)	0.6%	100	0.92	0.581708883531535%	0.610%	10
1355818796740%	1.32%	1.32%	100			01124	5	01	01126	Offal, blood and other parts of slaughtered animals, fresh, chilled	0.2%	100	0.92	0.185430305494943%	0.194%	10
3404076017667%	0.44%	0.45%	100			011240	6	01	01126	Offal, Blood and other parts of slaughtered animals fresh, chilled	0.2%	100	0.92	0.185430305494943%	0.194%	10
3889962594701%	0.24%	0.25%	100			01125	5	01	01126	Meat, offal, blood and other parts of slaughtered animals' prepara	0.6%	100	0.92	0.551337678362008%	0.578%	10
374834999560%	3.70%	3.78%	100			011251	6	01	01126	Sausages (Italian, hotdog, breakfast, etc.)	0.3%	100	0.92	0.314189892336989%	0.329%	10
18117238480451%	0.55%	0.57%	100			011252	6	01	01126	Canned meat	0.3%	100	0.92	0.237147786025019%	0.249%	10
5148692238943%	0.36%	0.37%	100			0113	4	01	0113	Fish and other seafood (ND)	0.7%	100	0.90	0.665712089164500%	0.698%	11
3470377043717%	0.30%	0.31%	100			01131	5	01	01131	Fish, live, fresh, chilled or frozen (ND)	0.4%	100	0.90	0.375686913953445%	0.394%	11
0197190790309%	0.85%	0.87%	100			01131	6	01	01131	Whole Fish such as snapper, tilapia, barracuda, etc	0.4%	100	0.90	0.375686913953445%	0.394%	11
39616586118679%	0.44%	0.45%	100			01132	5	01	01132	Fish, dried, salted, in brine or smoked (ND)	0.1%	100	0.91	0.098708362252766%	0.103%	10
3663909147594%	0.07%	0.07%	100			011321	6	01	01132	Fish fillet (snapper, tilapia, grouper, etc.)	0.1%	100	0.91	0.098708362252766%	0.103%	10
3262943051234%	0.04%	0.04%	100			01134	5	01	01132	Other seafood, live, fresh, chilled or frozen (ND)	0.2%	100	0.91	0.192255244676199%	0.201%	10
2857251462169%	0.18%	0.18%	100			011341	6	01	01132	Shrimps (jumbo or regular)	0.1%	100	0.91	0.079625531346166%	0.083%	10
1036593704680%	1.70%	1.74%	100			011342	6	01	01132	Other crustaceans, live, fresh, chilled, or frozen	0.1%	100	0.91	0.112629713330033%	0.118%	10
308785670628%	0.27%	0.27%	100			0114	4	01	0114	Milk, other dairy products and eggs (ND)	2.4%	100	0.98	2.345726449314310%	2.458%	10
7839918126000%	4.39%	4.49%	100			01141	5	01	01141	Raw and whole milk (ND)	0.4%	100	1.02	0.362005184257155%	0.379%	9
605072255086%	0.42%	0.43%	100			011411	6	01	01141	Natural Milk such as La La or Western Dairies (whole, low fat, 2%,	0.4%	100	1.02	0.362005184257155%	0.379%	9
605072255086%	0.42%	0.43%	100			01143	5	01	01142	Other milk and cream (ND)	0.9%	100	0.97	0.849379361681797%	0.890%	10
1904508554965%	0.78%	0.80%	100			011431	6	01	01142	Condensed or evaporated milk	0.3%	100	0.97	0.252309387351061%	0.264%	10
1630073230960%	1.28%	1.31%	100			011432	6	01	01142	Powdered Milk (whole, low fat, etc.)	0.5%	100	0.97	0.474842109631699%	0.498%	10
1195662577737%	0.13%	0.13%	100			011433	6	01	01142	Creamer (low fat, non-dairy, flavoured, etc.)	0.1%	100	0.97	0.122227864699037%	0.128%	10
7538301688082%	0.82%	0.84%	100			01145	5	01	01143	Cheese (ND)	0.5%	100	0.99	0.478887382647790%	0.502%	10
3.5%	3.45%	3.53%	100			011450	6	01	01143	Cheese (cream cheese, cheddar, etc.)	0.5%	100	0.99	0.478887382647790%	0.502%	10
3169385969040%	2.77%	2.83%	100			01146	5	01	01143	Yoghurt and similar products (ND)	0.1%	100	0.99	0.143212910283004%	0.150%	10
373030586729%	0.54%	0.55%	100			011460	6	01	01143	Creamer, yoghurt and similar products (ND)	0.1%	100	0.99	0.143212910283004%	0.150%	10
373030586729%	0.54%	0.55%	100			01148	5	01	01144	Eggs (ND)	0.5%	100	0.96	0.518975200295685%	0.544%	10
059255697798%	0.05%	0.05%	100			011481	6	01	01144	Eggs of hen and other birds in shell, fresh	0.5%	100	0.96	0.518975200295685%	0.544%	10
059255697798%	0.05%	0.05%	100			0115	4	01	0115	Oils and fats (ND)	1.1%	100	0.98	1.064398318826340%	1.115%	10
11641619955260%	2.18%	2.23%	100			01151	5	01	01153	Vegetable oils (ND)	0.7%	100	1.06	0.714808341566924%	0.749%	9
11641619955260%	2.18%	2.23%	100			011512	6	01	01153	Palm oil	0.1%	100	1.06	0.148215034878460%	0.155%	9
2016591978045%	0.70%	0.72%	100			011513	6	01	01153	Olive oil (virgin, extra virgin, etc.)	0.0%	100	1.06	0.035729652263041%	0.037%	9
2016591978045%	0.70%	0.72%	100			011519	6	01	01153	Other cooking oils such as vegetable oil, soybean oil, etc	0.5%	100	1.06	0.530863654425423%	0.556%	9
2016591978045%	0.70%	0.72%	100			01152	5	01	01152	Butter and other fats and oils derived from milk (ND)	0.2%	100	0.85	0.169644774130906%	0.178%	11
4.9%	4.40%	4.50%	100			011521	6	01	01152	Butter or Margarine	0.2%	100	0.85	0.169644774130906%	0.178%	11
4913068673890%	2.88%	2.94%	100			01159	5	01	01152	Other animal oils and fats (ND)	0.2%	100	0.85	0.178387083796104%	0.187%	11

CPI production COICOP 2018



CONSUMER PRICES RISE 6.1% IN MARCH 2023: FOOD, RESTAURANT SERVICES, AND PASSENGER TRANSPORT SERVICES UP.

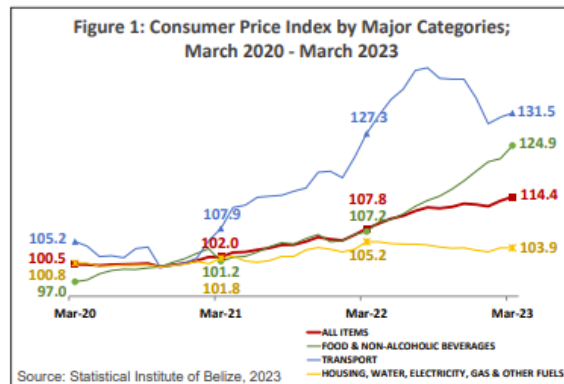
Overall National Inflation Rate¹ (All-Items):

The most recent data from the Statistical Institute of Belize's monthly Consumer Price Index (CPI) survey indicated that, for the month of March 2023, the All-items CPI, which summarizes price levels for all categories of consumer goods and services, stood at 114.4. This was an increase from 107.8 in March 2022 (see Figure 1) and indicated that the country experienced an overall national inflation rate of 6.1 percent on the cost of goods and services regularly purchased by Belizean households. As food prices continued to rise at an accelerating rate, the category of 'Food and Non-Alcoholic Beverages' accounted for almost three-quarters of the national inflation rate for the month. Conversely, with fuel prices at close to the same level as they were in March of 2022 when the prices of diesel and regular gasoline were fixed, the 'Transport' category, normally a major driver of rising prices, was responsible for less than one-tenth of the inflation recorded for the month.

Table 1: Average Prices of Selected Foods and Fuel (BZ \$);
March 2022 and March 2023

Item	Unit of Measurement	Average Prices		%
		March 2022	March 2023	
Rice	1 Lb	\$1.43	\$1.67	17.0%
Flour	1 Lb	\$1.09	\$1.44	31.7%
Ground Beef	1 Lb	\$5.51	\$6.83	23.9%
Beef Steak	1 Lb	\$8.43	\$9.51	12.9%
Chicken Cuts	1 Lb	\$3.21	\$3.59	11.8%
Turkey	1 Lb	\$5.25	\$5.73	9.3%
Chicken, Legs	1 Lb	\$3.22	\$3.35	3.9%
Chicken, Wings	1 Lb	\$5.21	\$5.92	13.7%
Chicken, Breast	1 Lb	\$3.87	\$4.43	14.4%
Whole Chicken	1 Lb	\$2.93	\$3.12	6.3%
Pigtail	1 Lb	\$7.56	\$6.44	-14.8%
Whole Fish	1 Lb	\$7.46	\$9.05	21.4%
Cheese	1 Lb	\$12.44	\$14.86	19.5%
Natural Milk	1 L	\$3.03	\$3.37	11.2%
Egg	1 Unit	\$0.29	\$0.37	28.5%
Vegetable Oil	1 L	\$4.74	\$6.40	35.0%
Watermelon	1 Lb	\$0.74	\$0.96	29.9%
Cabbage	1 Lb	\$1.42	\$1.57	10.5%
Tomatoes	1 Lb	\$2.56	\$2.03	-20.7%
Cilantro	1 Lb	\$4.35	\$6.04	38.6%
Habanero	1 Lb	\$4.22	\$4.68	10.9%
Onion	1 Lb	\$2.05	\$2.62	28.0%

Dissemination using COICOP 2018




CPI production COICOP 2018

Dissemination using
COICOP 2018

Inflation Rates by Municipality:

With an inflation rate of 8.4 percent, well above the national average, Independence Village recorded the highest rate of increase in consumer prices for March 2023. Consumers in this community saw above-average increases in the cost of various food items, restaurant services, laundry products, soaps, detergents, home rentals, personal hygiene products, and taxi fares. In contrast, Belmopan recorded the lowest inflation rate at 4.1 percent, as consumers in this city saw lower than average price increases for food items, taxi fares, pet food, restaurant services, laundry products, soaps, and detergents (see Figure 3).



Month-Over-Month Inflation Rates²:

While inflation rates are generally calculated as the percent change in prices for specific items between the current time period and the same period of the previous year, another useful measure for tracking short-term changes in consumer prices is the month-over-month or inter-monthly inflation rate, which measures the percent change in prices between the previous month and the current month.

Over the one-month period between February 2023 and March 2023, consumer prices rose by 0.7 percent on average (see Table 2). 'Food and Non-Alcoholic Beverages' saw prices rise by 2.2 percent in that one-month period, owing to the continued increase in food prices.


'Transport' category saw a 6.4 percent increase, due to higher prices for motor vehicle fuels and passenger transport services compared to the first three months of 2022. 'Restaurants and Accommodation Services' had a cumulative inflation rate of 9.5 percent, reflecting higher prices for restaurant services. Within the remaining categories, notable increases were seen in prices for pet food, laundry products, soaps, detergents, and cinema entrance fees. On the other hand, 'Information and Communication' declined by 2.2 percent, as a result of lower prices for internet provision services, while prices for 'Housing, Water, Electricity, Gas and Other Fuels' was down by a marginal 0.3 percent, as a result of lower LPG prices (see Table 3).

Table 3: Year to Date Inflation Rates by Category (%);
March 2023

	March 2023
ALL ITEMS	6.4%
Food and Non-Alcoholic Beverages	15.4%
Alcoholic Beverages, Tobacco and Narcotics	0.4%
Clothing and Footwear	0.1%
Housing, Water, Electricity, Gas and Other Fuels	-0.3%
Furnishings, Household Equipment and Routine Household Maintenance	4.4%
Health	2.1%
Transport	6.4%
Information and Communication	-2.2%
Recreation, Sport and Culture	9.1%
Education Services	0.3%
Restaurants and Accommodation Services	9.5%
Insurance and Financial Services	0.3%
Personal Care, Social Protection and Miscellaneous Goods and Services	2.5%

Source: Statistical Institute of Belize, 2023

Follow us on social media



<http://www.facebook.com/belizestatistics/>
<https://www.flickr.com/photos/belizestatistics/>
<https://www.instagram.com/belizestatistics/>
<https://www.youtube.com/channel/UCBHNJCdb0DY1GtPHh2KtvYA>

Sign up to receive emails of our releases

<http://www.sib.org.bz/contact-us>

For more information, visit our website

<http://www.sib.org.bz>