

Global and National Reporting on SDGs

*Jonathan Gessendorfer (UNECE
Statistical Division)*

*Working Party on Transport
Statistics*

15 May 2023



- 1. The Global Indicator Framework**
- 2. National Reporting on SDGs – requests from the highest political level**
- 3. National Indicator Frameworks**
- 4. Other indicator frameworks**
- 5. Countries with a National Indicator Framework**

The Global Indicator Framework



- The global indicator framework for Sustainable Development Goals was developed by the Inter-Agency and Expert Group on SDG Indicators (IAEG-SDGs)
- Designed to measure progress at the global level
- Adopted at the highest political level in [A/RES/71/313](#) by the General Assembly in 2017:
 - Work of the Statistical Commission pertaining to the 2030 Agenda for Sustainable Development
- Preparation of the 2025 comprehensive review of the global indicator framework is ongoing.

The Global Indicator Framework



- Consists of 231 indicators
- Only 4 indicators directly related to transport:
 - 3.6.1 Death rate due to road traffic injuries
 - 9.1.1 Proportion of the rural population who live within 2 km of an all-season road
 - 9.1.2 Passenger and freight volumes, by mode of transport
 - 11.2.1 Proportion of population that has convenient access to public transport, by sex, age and persons with disabilities
- Custodian Agencies collect data from countries or produce indicators themselves and report to the United Nations Statistics Division

National Indicators have support from the highest political level:

- Encourages Member States to develop practical ambitious national responses to overall SDG implementation and *conduct regular and inclusive reviews of progress at the national and subnational levels*. ([A/Res/70/1](#) Transforming our world: the 2030 Agenda for Sustainable Development)
- “the global indicator framework [...] will be complemented by indicators at the regional and national levels, which will be developed by Member States.” ([A/RES/71/313](#) - Work of the Statistical Commission pertaining to the 2030 Agenda for Sustainable Development)

Voluntary National Reviews


- National reviews are expected to serve as a basis for the regular reviews by the high-level political forum (HLPF)
- Voluntary, state-led, undertaken by both developed and developing countries, and involve multiple stakeholders

New: [A/RES/77/283](#) encourages that VNRs should be presented with a Country-led evaluation component

National Indicator Frameworks

- Flagship publication of the UNECE Steering Group on Statistics for SDGs – [Road Map on Statistics for SDGs \(second edition\)](#):


“A set of national indicators to complement the global indicator framework to measure progress towards achieving sustainable development to provide the perspective of national policies and priorities.”



National Indicator Frameworks

- Essential to measure progress at national level
- Take into account country-specific contexts
- Important for Voluntary National Reviews

- Must avoid cherry-picking of SDGs
- Balance between benefit and reporting burden
- Should consider indicators currently in use (regional indicators or national indicators for other purposes)



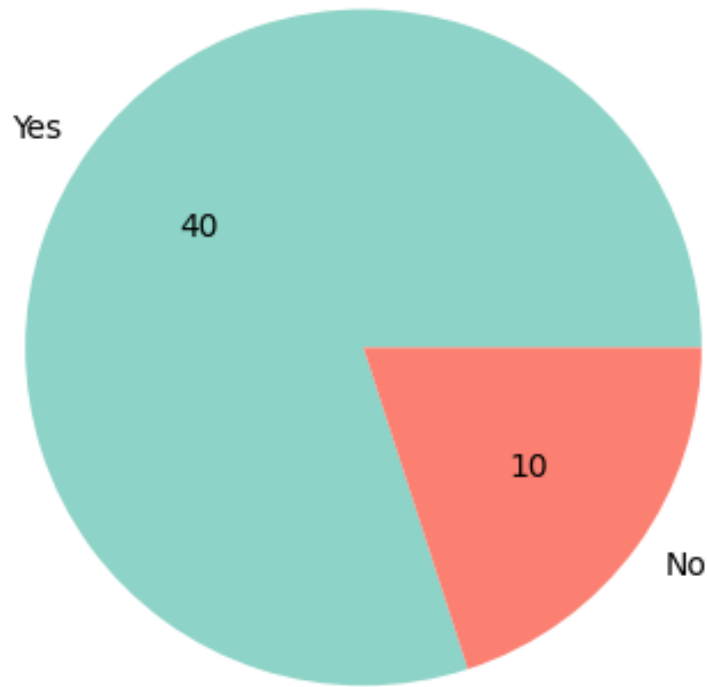
Eurostat SDG indicator framework

- Average CO2 emissions from new passenger cars (SDG 12 & SDG 13)
- Share of buses and trains in inland passenger transport (SDG 11)

Global Set of Climate Change Statistics and Indicators

- Number of (fossil-driven) vehicles per capita
- Vehicle miles travelled per capita
- Share of energy- and transport-related taxes as a percentage of total taxes and social contributions

Availability of National Indicator Sets



- Questionnaire sent to National Statistical Offices
- 50 responses (approx. 80%)
- 80 percent of responding countries have a National Indicator set

Availability of National Indicator Sets



- [Results of the Questionnaire](#) are on the UNECE Statistics Wiki.
- Includes links to National Indicator sets.

	Country	National Road Map on Statistics for SDGs	Web platform for data on SDGs (e.g. NRP)	National Indicators for SDGs	NSO coordinator of National Statistical System	Non-traditional data sources for SDG indicators
1	Albania	Yes	Yes	No		
2	Andorra	Pending	No	No		
3	Armenia	Yes	Yes	Yes	Yes	No
4	Australia*	No	Yes	No		
5	Austria	No	Yes	Yes	Yes	Yes
6	Azerbaijan	No	Yes	Yes	Yes	Yes
7	Belarus	Yes	Yes	Yes	Yes	Yes
8	Belgium	Yes	Yes	Yes	Partially	No
9	Bosnia and Herzegovina	No	Yes	Yes	Yes	Yes
10	Bulgaria	Pending	No	No	Partially	No
11	Canada	Yes	Yes	Yes	Yes	Yes
12	Colombia*	No	Yes	Yes		
13	Croatia	No	Yes	No	Yes	No
14	Cyprus	No	No	No	Partially	No
15	Czechia	No	Yes	Yes	Yes	Yes
16	Denmark	Yes	Yes	Yes	Yes	Yes
17	Estonia	Yes	Yes	Yes	Yes	No
18	Finland	Yes	Yes	Yes	Yes	Yes
19	France	Yes	Yes	Yes	Yes	Yes
20	Georgia	Yes	Yes	Yes	No	No

Thank you for your attention!