



# Development of SDGs monitoring in the CIS region: statistical practice, new indicators and levels of disaggregation

Vosmirko Elena  
Kirianov Aleksandr


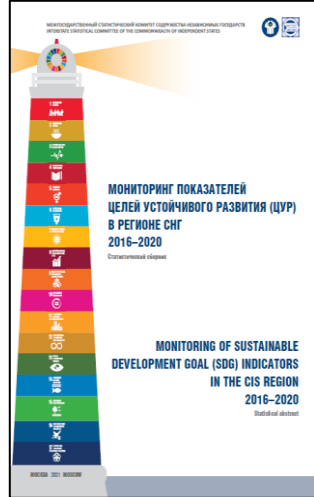
Seventh Expert Meeting on Statistics for SDGs  
12-13 April 2023  
Geneva



- 2016 and 2019 – survey of the National Statistical Offices (NSOs) opinion on the List of global SDG indicators and survey on the progress in the field of SDG monitoring organization and development.
- The List of 111 Global SDG Indicators for the CIS region was established together with NSOs
- A platform "Statistics for SDGs: CIS region" was created on the CIS-Stat website <http://new.cisstat.org/sdg>
- Number of publications on SDG indicators has been prepared
- 2022 - Taking into account the opinion of the NSOs the List of Global SDG Indicators for the CIS region has been updated. It contains 148 unique indicators from the List of global SDG indicators



# CIS-STAT's SDG PUBLICATIONS



- annual statistical abstract "*Monitoring of SDG indicators in the CIS region*"
- booklet "*The Population of the Commonwealth of Independent States and Sustainable Development Goals*"
- abstract "*Youth in the Commonwealth of Independent States and Sustainable Development Goals*"
- review "*ICPD and SDGs: Comparative Analysis and Availability of Information on Selected Indicators in the CIS Member States*"





# STATISTICAL ABSTRACTS



	Sustainable Development Goals	Abstract 2017	Abstract 2022
	No poverty	2/0	5/0
	Zero hunger	1/1	5/1
	Good health and well-being	5/7	19/2
	Quality education	0/5	8/4
	Gender equality	0/4	7/0
	Clean water and sanitation	0/1	4/1
	Affordable and clean energy	1/0	5/0
	Decent work and economic growth	4/0	9/2
	Industry, innovation and infrastructure	4/0	9/3

	Sustainable Development Goals	Abstract 2017	Abstract 2022
	Reduced inequalities	1/0	3/1
	Sustainable cities and communities	0/1	0/1
	Responsible consumption and production	0/1	1/0
	Climate action	0	1/0
	Life below water	0	0
	Life on land	1/1	2/1
	Peace, justice and strong institutions	0	5/0
	Partnership for the goals	0/4	8/0
	<b>Total</b>	<b>19/25</b>	<b>91/16</b>



# TIME SERIES OF SDG INDICATORS



## Goal 8. Promote sustained, inclusive and sustainable economic growth, full and productive employment and decent work for all

**8.1.1** Annual growth rate of real GDP per capita

---

**8.2.1** Annual growth rate of real GDP per one employed person

---

**8.3.1** Proportion of informal employment in total employment, by sector and sex

---

**8.4.2** Domestic material consumption, domestic material consumption per capita, and domestic material consumption per GDP

---

**8.5.1** Average hourly earnings of employees, by sex, age, occupation and persons with disabilities

---

**8.5.2** Unemployment rate, by sex, age and persons with disabilities

---

**8.6.1** Proportion of youth (aged 15–24 years) not in education, employment or training

---

**8.7.1** Proportion and number of children aged 5–17 years engaged in child labour, by sex and age

---

**8.8.1** Fatal and non-fatal occupational injuries per 100,000 workers, by sex and migrant status

---

**8.9.1** Tourism direct GDP as a proportion of total GDP and in growth rate

---

**8.10.1** (a) Number of commercial bank branches per 100,000 adults and (b) number of automated teller machines (ATMs) per 100,000 adults

---

**8.10.2** Proportion of adults (15 years and older) with an account at a bank or other financial institution or with a mobile-money-service provider

---

**8.b.1** Existence of a developed and operationalized national strategy for youth employment, as a distinct strategy or as part of a national employment strategy

---



# TIME SERIES OF SDG INDICATORS



8.1.1

Ежегодные темпы роста реального ВВП на душу населения

Annual growth rate of real GDP per capita

	2015	2016	2017	2018	2019	2020
Азербайджан Azerbaijan	99,9	95,8	99,2	100,6	101,6	95,0
Армения Armenia	103,5	100,6	108,0	105,6	107,9	92,6
Беларусь Belarus	96,0	97,4	102,6	103,3	101,6	99,5
Казахстан Kazakhstan	99,7	99,7	102,7	102,7	103,2	96,2
Кыргызстан Kyrgyzstan	101,7	102,1	102,6	101,7	102,3	...
Молдова Moldova	99,7	104,5	104,8	104,4	103,8	...
Россия Russia	97,5	100,0	101,7	102,8	102,1	97,3
Таджикистан Tajikistan	103,6	104,5	104,8	105,3	105,2	...
Туркменистан Turkmenistan	...	...	...	...	...	...
Узбекистан Uzbekistan	105,6	104,1	102,7	103,5	103,7	99,8
Украина Ukraine	90,6	102,9	102,9	104,0	103,8	96,7



# SDG DATA DISAGGREGATION



Based on the conducted surveys and SDG indicators data received from the NSOs, the following conclusions can be drawn

- NSS does not have data on SDG indicators at all levels of disaggregation
- NSS use different levels of disaggregation for the same SDG indicators
- new pilot surveys or new module introductions into current surveys are needed to get data on new indicators and levels of disaggregation
- lack of financial and human resources to collect and process SDG data
- difficulties in obtaining statistical data on the most vulnerable groups of the population (for example, people with disabilities, migrants, small peoples, etc.)



# DISAGGREGATION IN SDG PUBLICATIONS



**[3.b.1] Доля целевой группы населения, охваченная иммунизацией всеми вакцинами, включенными в национальные программы (в %)**

**[3.b.1] Proportion of the target population covered by all vaccines included in their national programme (as %)**

## Молдова/Moldova

2017	2018	2019	2020	2021
88,1	90,6	88,7	84,3	84,3

## Узбекистан/Uzbekistan

2017	2018	2019	2020	2021
99,7	99,8	99,8	99,0	98,0

## Беларусь/Belarus

	2017	2018	2019	2020	2021	
вирусный гепатит В	98	98	97	97	98	viral hepatitis B
туберкулез	98	98	97	97	98	tuberculosis
дифтерия, столбняк, коклюш	97	97	98	97	98	diphtheria, tetanus, whooping
полиомиелит	98	98	98	97	97	cough polio
корь, эпидемический паротит, краснуха	97	98	98	97	98	measles, mumps, rubella

## Кыргызстан/Kyrgyzstan

	2017	2018	2019	2020	2021	
охват АКДС (DTP) вакциной (от дифтерии, столбняка и коклюша) (3-х дозовая)	93,4	94,5	94,4	88,2	88,8	DTP vaccine coverage (for diphtheria, tetanus and pertussis) (3-dose)
охват вакциной против кори (MCV) (2-х дозовая)	94,7	96,2	97,2	93,8	93,4	measles vaccine coverage (MCV) (2-dose)
охват пневмококковой конъюгированной вакциной (PCV) (последняя доза по расписанию)	94,2	92,0	95,1	88,8	89,6	pneumococcal conjugate vaccine (PCV) coverage (last dose on schedule)

## Россия/Russia

	Возраст	2020	2021	
вакцинация против дифтерии	12 месяцев	96,53	96,73	vaccination against diphtheria
вакцинация против дифтерии	24 месяца	96,13	96,26	vaccination against diphtheria
вакцинация против полиомиелита	12 месяцев	96,72	96,92	vaccination against polio
вакцинация против полиомиелита	24 месяца	95,82	96,13	vaccination against polio
вакцинация против кори	24 месяца	97,28	97,34	vaccination against measles
вакцинация против вирусного гепатита В	24 месяца	96,72	96,89	vaccination against viral hepatitis B





# DISAGGREGATION IN SDG PUBLICATIONS



5

ГЕНДЕРНОЕ РАВЕНСТВО



[5.4.1.] Доля времени, затрачиваемого на неоплачиваемый труд по уходу и работу по дому, в разбивке по полу, возрасту и месту проживания (в %)

[5.4.1.] *Proportion of time spent on unpaid domestic and care work, by sex, age and location (as %)*

	Беларусь <i>Belarus</i> 2015	Казахстан <i>Kazakhstan</i> 2018	Россия <i>Russia</i> 2019	Узбекистан <i>Uzbekistan</i> 2015	
<b>Всего</b>	15,3	12,3	13,6	15,5	<b>Total</b>
<i>город</i>	14,6	11,9	13,3	...	<i>urban</i>
<i>село</i>	17,3	12,8	14,3	...	<i>rural</i>
<i>мужчины</i>	9,5	5,9	7,8	9,0	<i>males</i>
<i>женщины</i>	19,2	17,7	18,0	22,0	<i>females</i>
<i>младше трудоспособного возраста (10-15 лет)</i>	4,0	...	...	...	<i>younger than working age (10-15 years)</i>
<i>трудоспособного возраста</i>	13,8	...	...	...	<i>working age</i>
<i>старше трудоспособного возраста</i>	20,7	...	...	...	<i>older than working age</i>



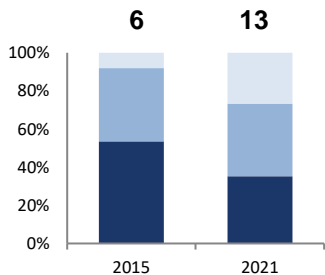
# DISAGGREGATION IN SDG PUBLICATIONS



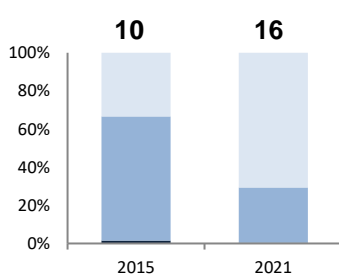
[17.6.1.] Число абонентов фиксированного широкополосного доступа к сети Интернет (на 100 человек населения)

[17.6.1.] *Fixed Internet broadband subscriptions (per 100 inhabitants)*

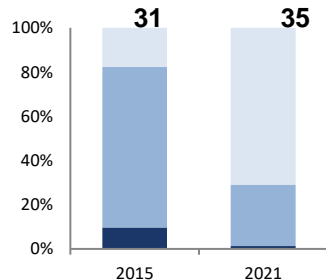
**Азербайджан/Azerbaijan**



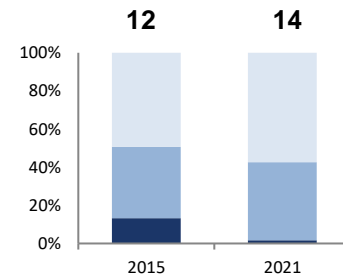
**Армения/Armenia**



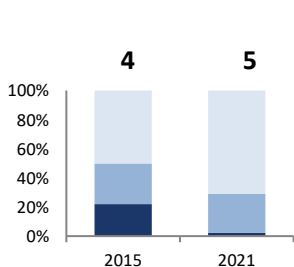
**Беларусь/Belarus**



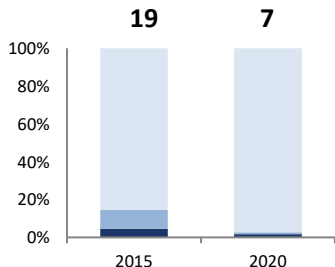
**Казахстан/Kazakhstan**



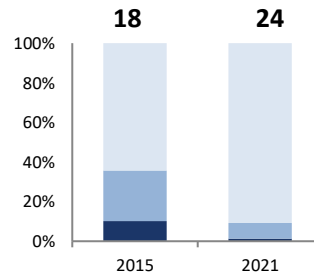
**Кыргызстан/Kyrgyzstan**



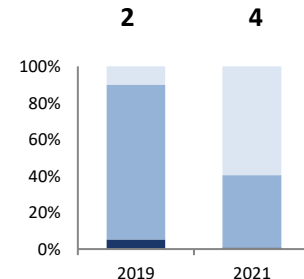
**Молдова/Moldova**



**Россия/Russia**



**Узбекистан/Uzbekistan**



■ 256 Kbit/s - less than 2 Mbit/s

■ 2 Mbit/s - less than 10 Mbit/s

■ 10 Mbit/s and more



***Thank you***

[www.new.cisstat.org](http://www.new.cisstat.org)

