



Disseminating statistics on multinational enterprise groups using the EuroGroups register

UNECE Group of Expert on Business Registers

26 – 29th September 2022

A photograph of the European Union flag, a blue field with twelve yellow stars in a circle, waving in the wind. Two hands are visible at the bottom, holding the flag. The background is a blurred green landscape.

Session 8: Globalization and multinational enterprise groups

Outline

- EuroGroups Register
- Multinational enterprise groups operating in Europe

EuroGroups Register (EGR)

EuroGroups Register (EGR)

A data base set up by Eurostat with EU Member States and European Free Trade Association (EFTA) National Statistical Institutes (NSIs)

- Scope: Multinational enterprise (MNE) groups having at least one legal unit in EU or EFTA country
- Sources: EU-EFTA NSBRs and Commercial data provider
- Statistical units: Legal units; Enterprises; Multinational enterprise groups
- Variables: Identification; Stratification; Demographic events; Control and ownership relationships; Economic variables
- Main users: National statistical business registers, Foreign affiliate statistics, Foreign direct investment, Gross national income, Balance of payment, National account, Business and trade areas

EGR dissemination

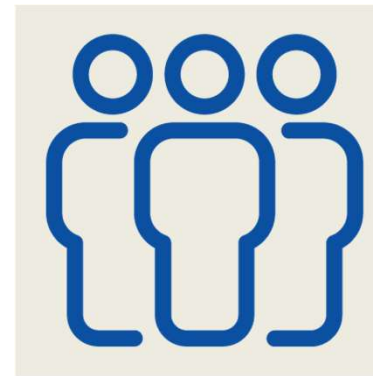
- EGR microdata on MNE groups are only accessible to national statistical authorities for MNE groups having at least one legal unit resident in its territory.
- The EGR provides the national statistical authorities with a harmonized picture of MNE groups for the production and quality assessment of their national statistics
- Eurostat annually produces and releases, as experimental statistics, an article on the structure of MNE groups operating in Europe based on the latest EGR data.
 - European perspective the main structural characteristics of MNE groups with activities in Europe
 - [Structure of multinational enterprise groups in the EU - Statistics Explained \(europa.eu\)](https://ec.europa.eu/eurostat/tgm/table.do?tab=table&init=1&language=en&code=sdg_8_8_1_1)
- The paper and presentation takes a more global angle
 - For instance, to describe the degree of globalization of the MNE groups operating in Europe 'Do MNE groups active in Europe behave as in a world without borders?'

Multinational enterprise groups operating in Europe

EGR 2020 – Main findings

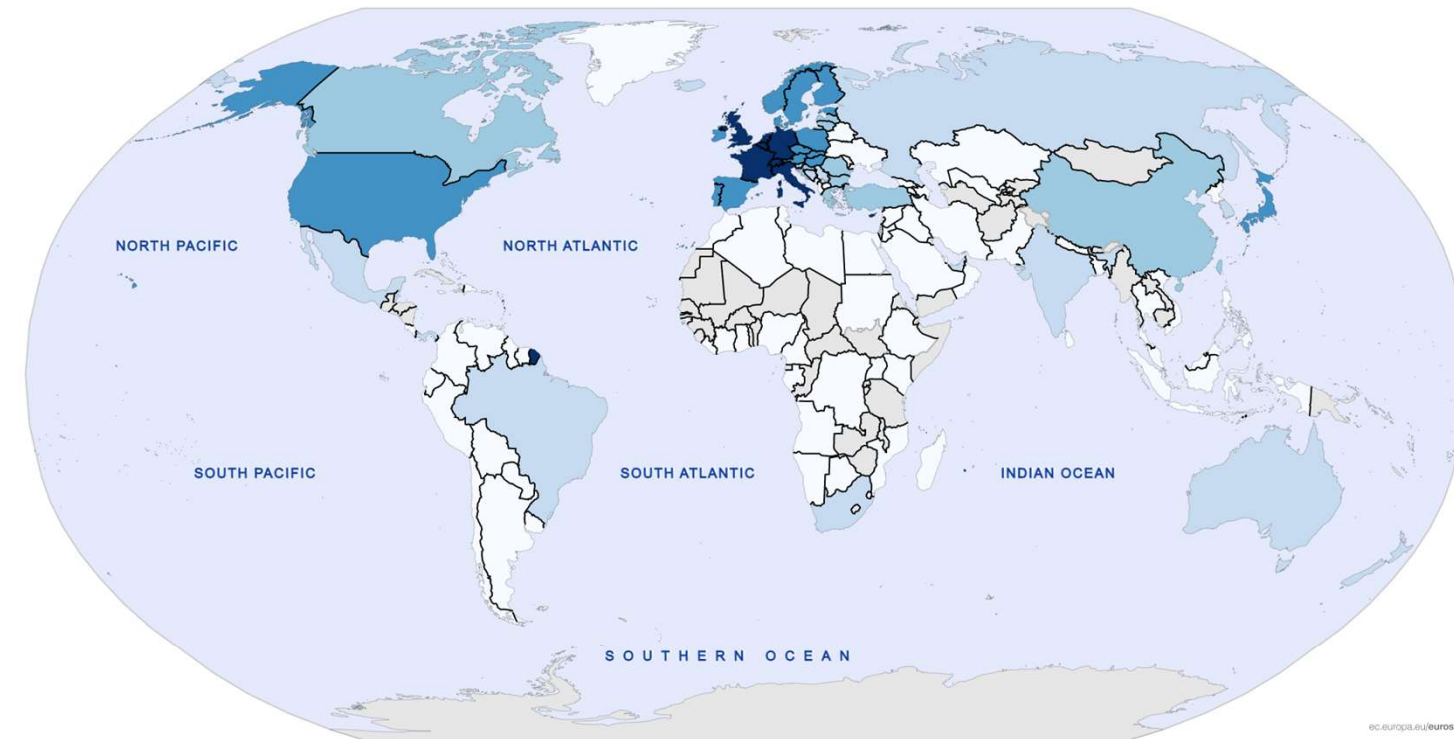


135 450 MNE groups operated in Europe of
75% were European MNEs



- These MNE groups employed
- Over 100 million people worldwide
 - Over 42 million people in Europe

Multinational enterprise groups operating in EU-EFTA countries by group nationality, 2020



MNE groups operating in Europe were of 164 different nationalities

- Number of groups
- < 100
 - 100 – < 500
 - 500 – < 1 000
 - 1 000 – < 5 000
 - ≥ 5 000
 - Data not available

Administrative boundaries: © EuroGeographics © UN-FAO © Turkstat
Cartography: Eurostat – IMAGE, 07/2022

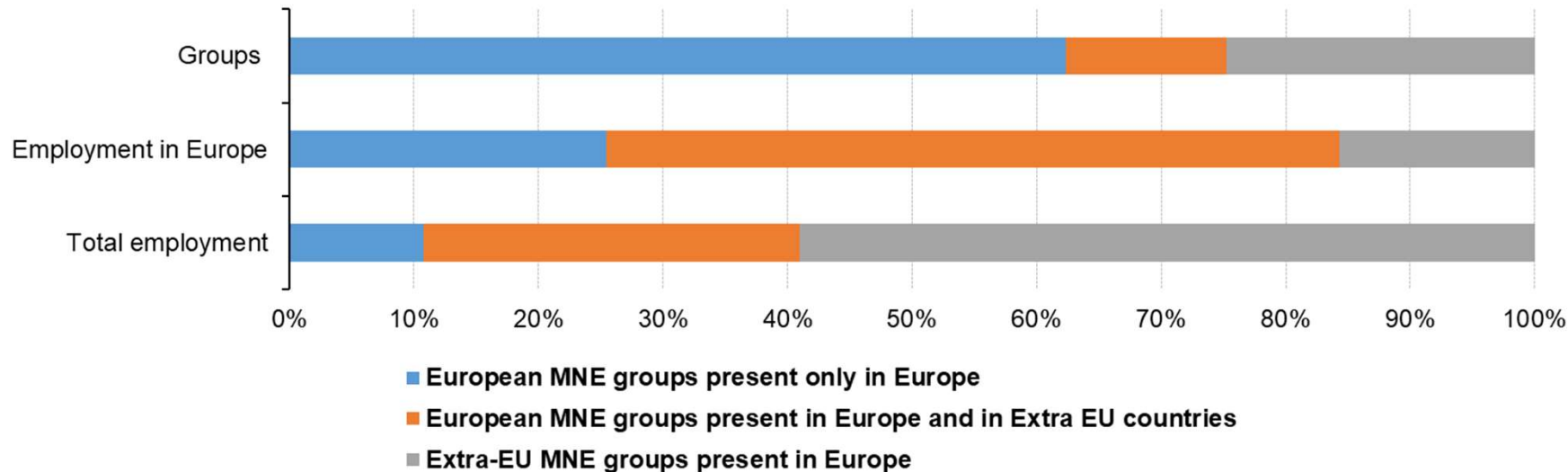
The boundaries and names shown and the designations used on this map do not imply official endorsement or acceptance by the European Union

Eurostat EGR



MNE groups presence areas

Multinational enterprise groups operating in EU-EFTA countries by presence areas, 2020

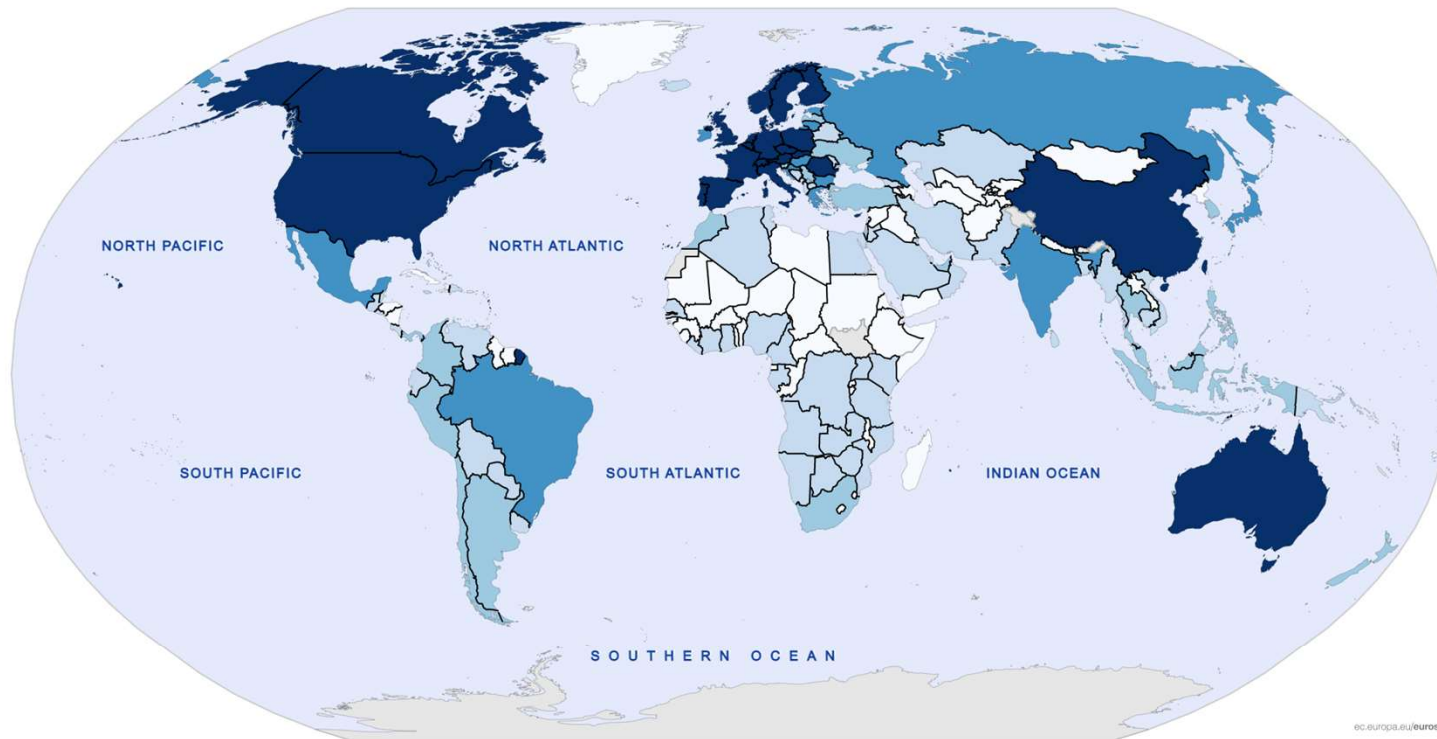


Source: Eurostat EGR

eurostat 



Worldwide presence of multinational enterprise groups operating in EU-EFTA countries by legal unit nationality, 2020



Number of legal units

	< 100
	100 – < 1 000
	1 000 – < 5 000
	5 000 – < 10 000
	≥ 10 000
	Data not available

Administrative boundaries: © EuroGeographics © UN-FAO © Turkstat
Cartography: Eurostat – IMAGE, 07/2022

The boundaries and names shown and the designations used on this map do not imply official endorsement or acceptance by the European Union

Eurostat EGR

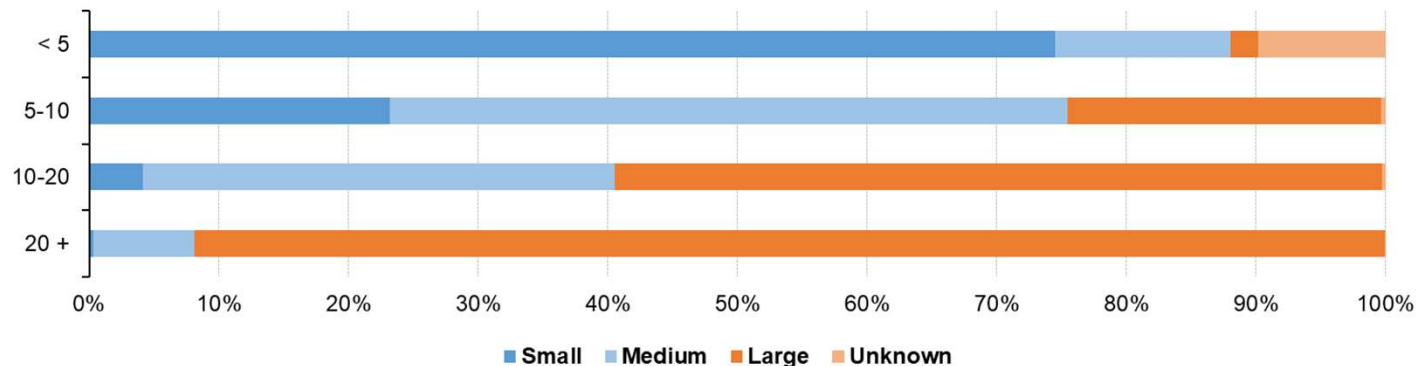
MNE groups operating in Europe had more than 1 million legal units active in more than 210 different countries

- 63% were European groups present only in Europe

MNE groups countries' locations

- 92% of MNE groups operating in Europe had legal units located in fewer than 5 different countries and 1% of the groups had legal units located in 20 or more different countries.
- Mostly large groups employing more than 1 000 in the world were located in more than 20 countries.

Multinational enterprise groups operating in EU-EFTA countries by number of countries' location and size class, 2020



Source: Eurostat EGR

eurostat 



MNE groups global distribution of activities

- Focusing on the groups located in 20 or more different countries
- Indicator (1/Herfindahl): theoretical number of countries if the group uniformly distributes its activities around the world
 - Indicator highest value =14 countries for actual 31 locations' countries
 - Indicator average = 3.8 for actual average 35.9 locations' countries
- Mainly large MNE groups operating in Europe are worldwide implanted
- Distribution of activities in term of employment of MNE groups worldwide implanted is not uniform
 - It could be linked to the market or the country economic size

Links

- [Eurogroups register - Statistical business registers - Eurostat \(europa.eu\)](#)
- [Structure of multinational enterprise groups in the EU - Statistics Explained \(europa.eu\)](#)
- [EUR-Lex - 32019R2152 - EN - EUR-Lex \(europa.eu\)](#)
- [EUR-Lex - 32020R1197 - EN - EUR-Lex \(europa.eu\)](#)

Keep in touch



Isabelle.COLLET@ec.europa.eu



Agne.BIKAUSKAITE@ec.europa.eu



ESTAT-BUSINESS-REGISTERS@ec.europa.eu

Thank you

© European Union 2020

Unless otherwise noted the reuse of this presentation is authorised under the [CC BY 4.0](https://creativecommons.org/licenses/by/4.0/) license. For any use or reproduction of elements that are not owned by the EU, permission may need to be sought directly from the respective right holders.

