

The status of EuroVelo network 2022

Ed Lancaster
EuroVelo Director
European Cyclists' Federation

Thursday 2 June 2022
UNECE Group of Experts on Cycling Infrastructure Module

www.eurovelo.com
www.ecf.com

Contents

1. Introduction to the EuroVelo network
2. Status 2022
3. Conclusions / next steps

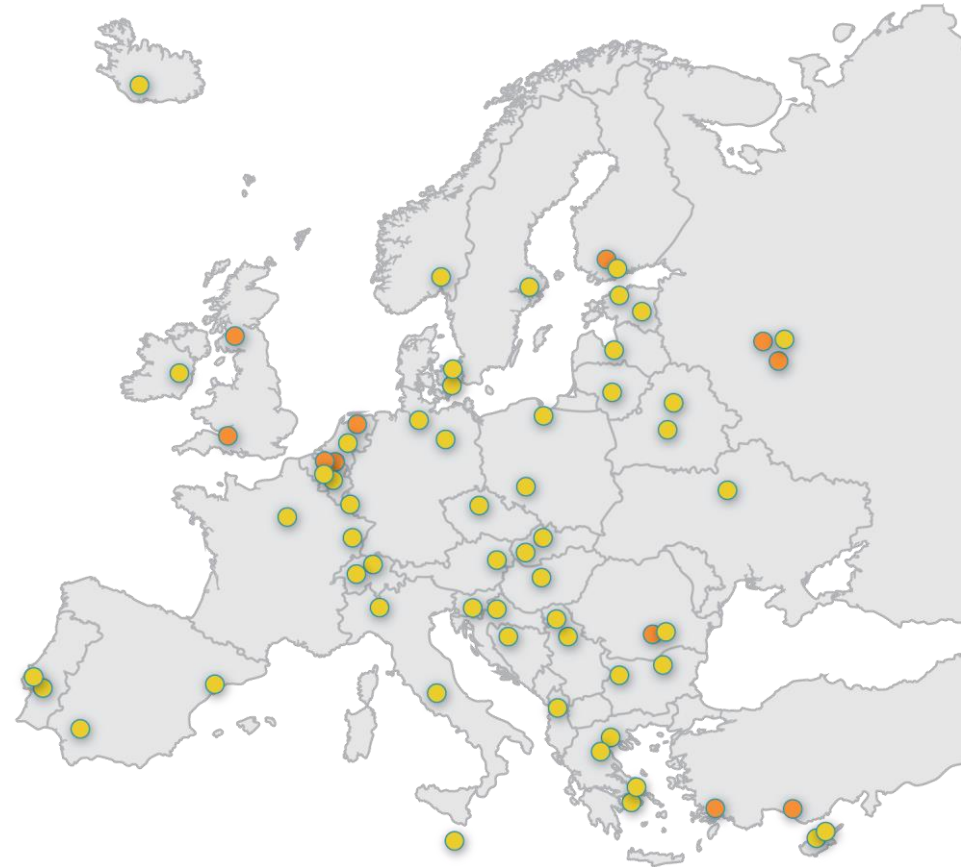


1. Introduction to the EuroVelo network



European Cyclists' Federation (ECF)

- Established in 1983
- Federation of civil society organisations with 60+ members in over 40 countries
- We promote cycling as a sustainable and healthy means of transportation and leisure
- We harness the power of the European cycling movements



ECF activities and outputs

- Evidence-based **advocacy, coalitions and campaigns**
- Innovative **research** and thought-leadership projects and initiatives
- Provision of **tools, resources and trainings**
- Organisation of **Velo-city**, the premier international planning conference on cycling
- Coordination and development of the **EuroVelo** cycle route network



The EuroVelo network

A European success story

- First launched in **1997**
- **17** routes
- **40** countries
- **90,000** km (over **50,000** km developed)
- EuroVelo signs installed in **24** countries
- Hundreds of millions of € invested to date
- Referred to in **8** national cycling strategies
- When realised, **60** million trips made every year generating a total of **€7** billion in direct annual revenue



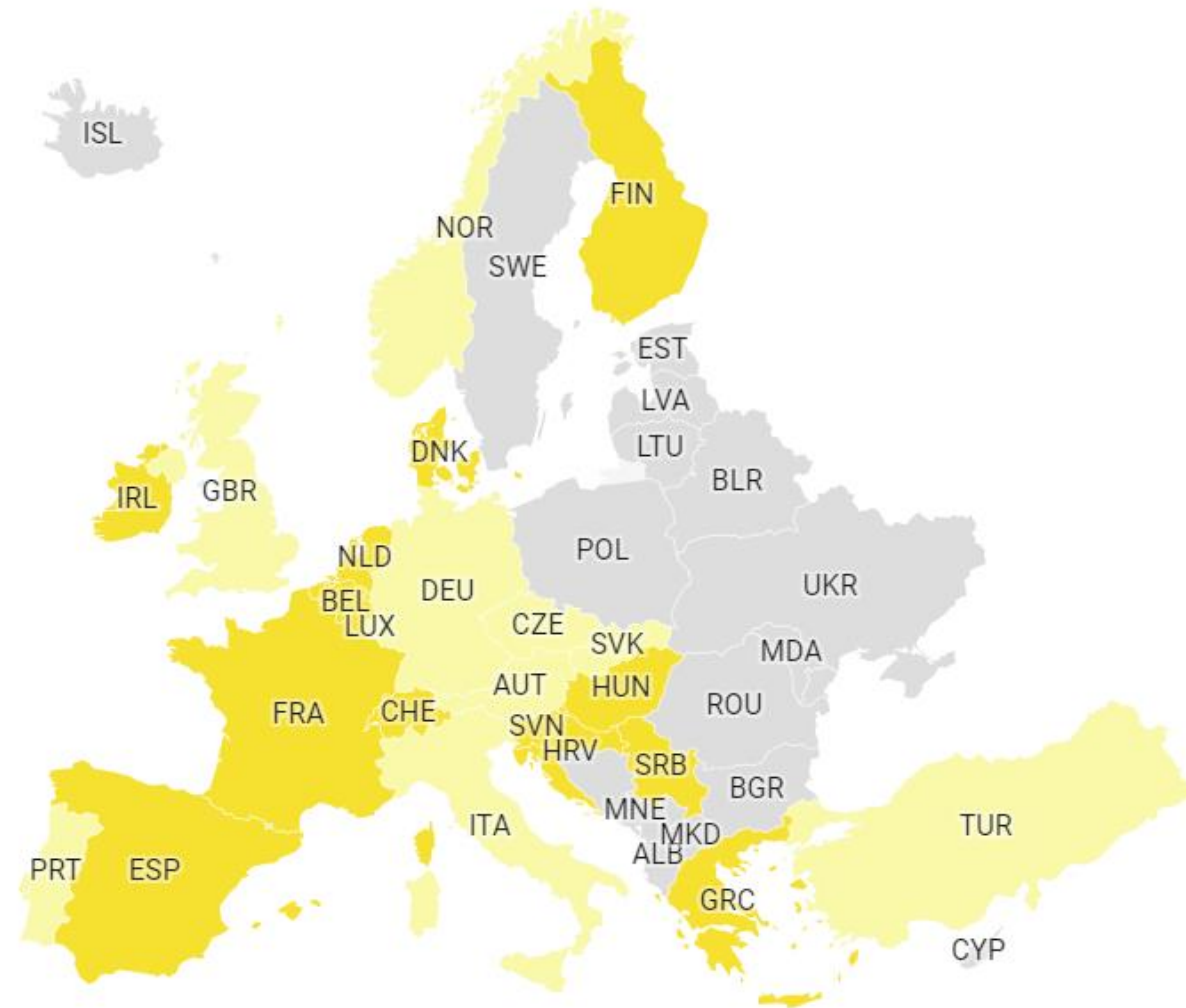
Mission

Our mission is to promote the further development of a sustainable, strong and well-connected European cycle route network, which

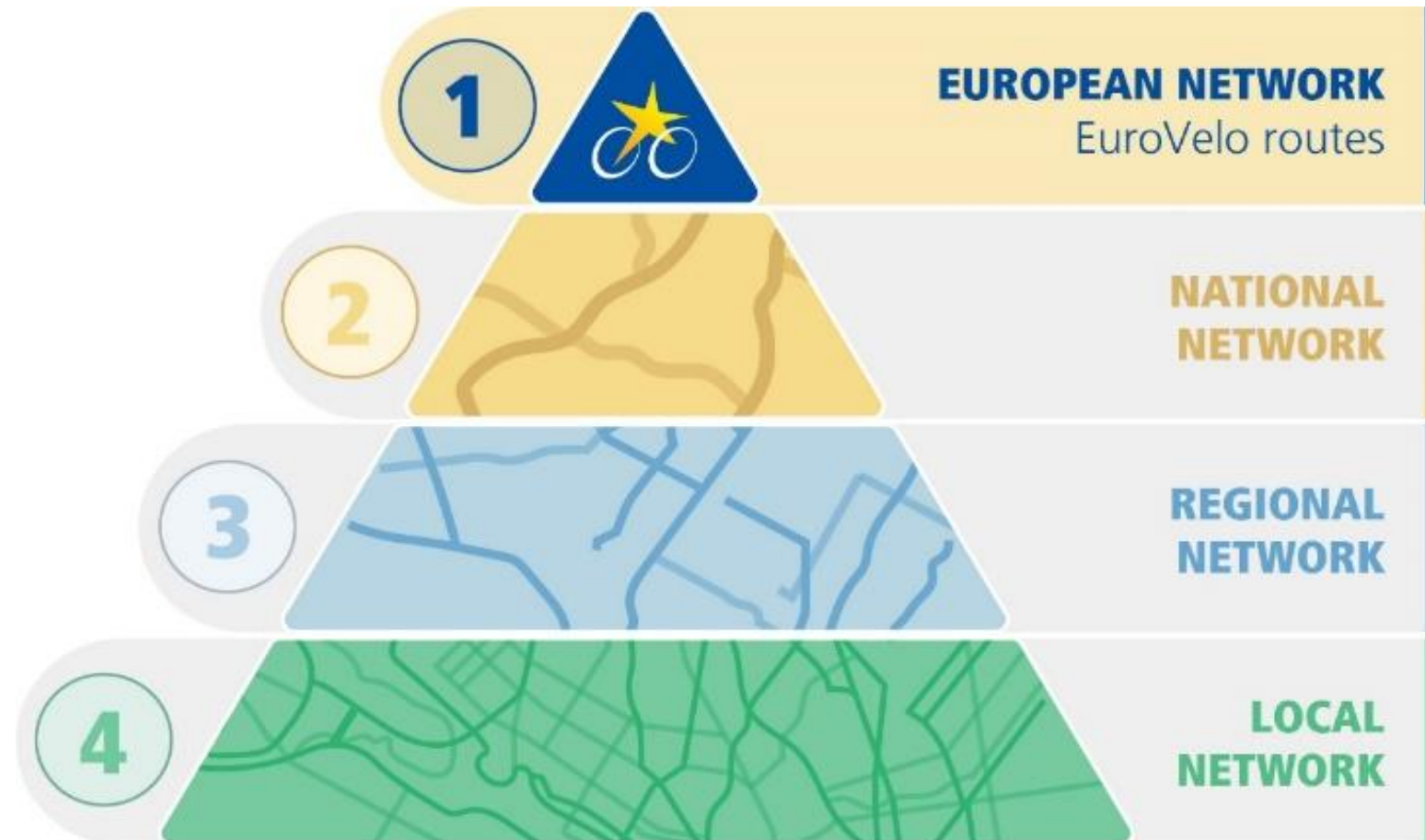
- Acts as an accelerator to increase cycling;
- Drives change in European and national policies and practice;
- Benefits all categories of cyclists, including everyday cyclists, cycling tourists and leisure cyclists;
- Fosters sustainable tourism.

Coordination

 National EuroVelo Coordination Centre  National EuroVelo Coordinator



EuroVelo as a backbone



EuroVelo as a backbone



2. Status 2022



From vision to reality



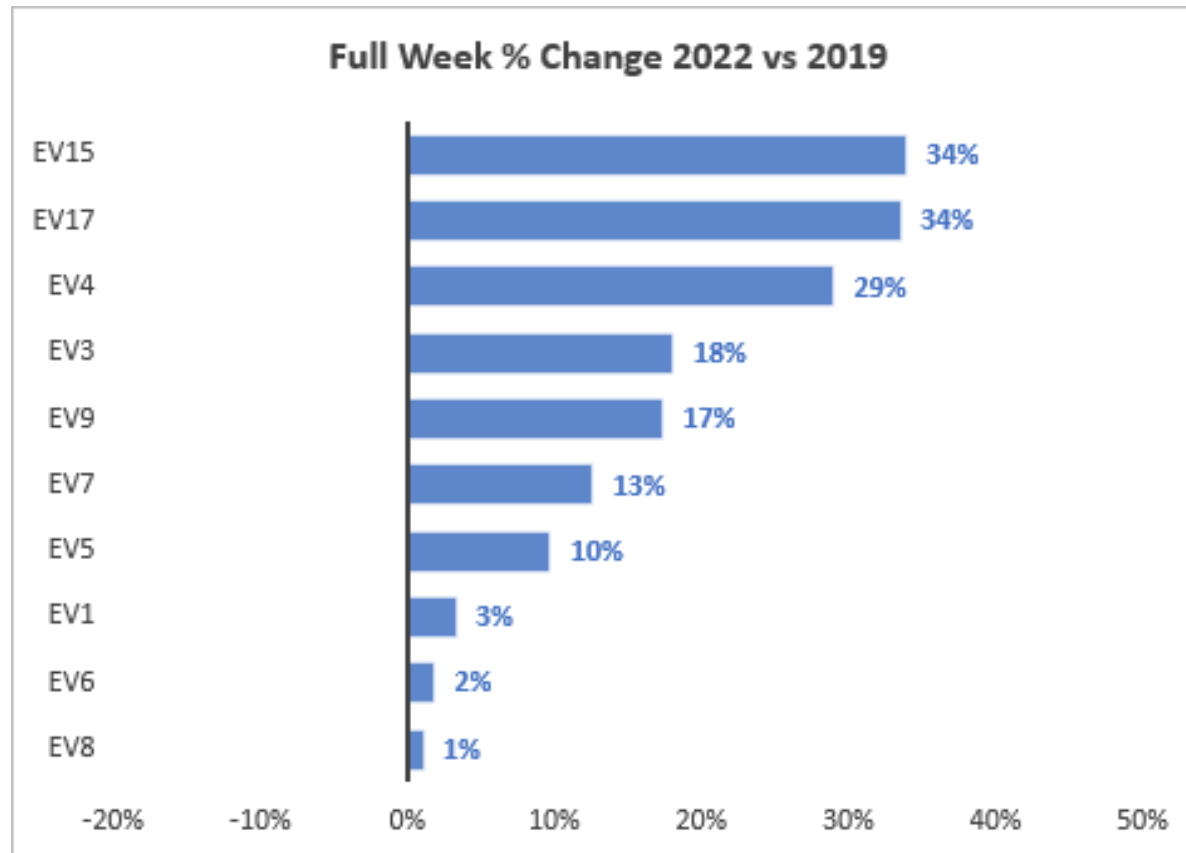
EuroVelo Data Hub

1. Usage data
2. Website statistics
3. Route development status



EuroVelo Data Hub

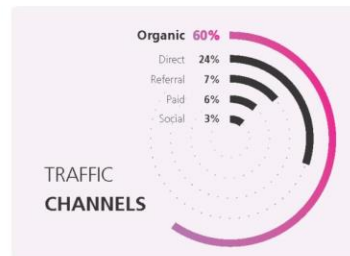


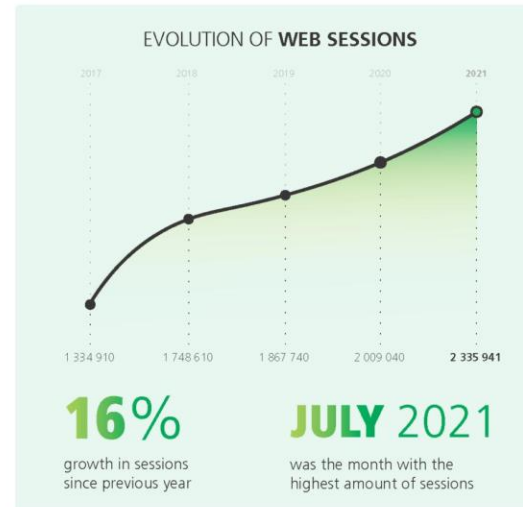
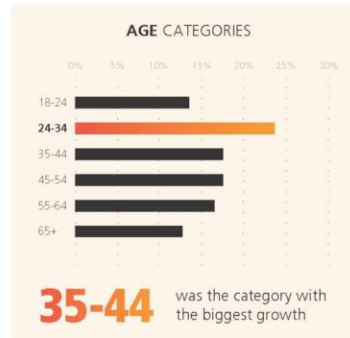
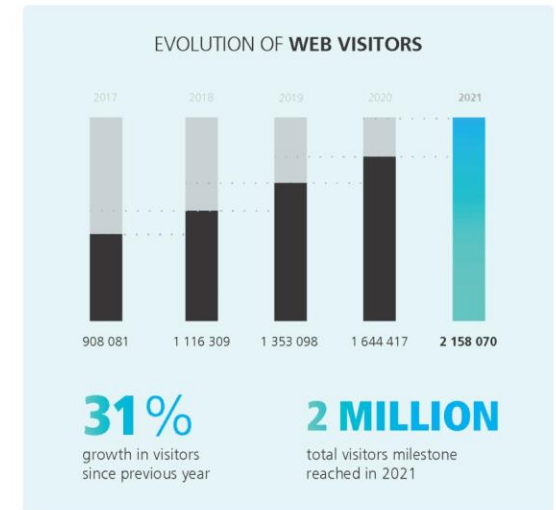
- 1. Usage data
 - +16%** Weekday
 - +23%** Weekend
 - +18%** Average



EuroVelo Data Hub

2. Website statistics

2021 Web Statistics



FULL ROUTE AND COUNTRY STATISTICS CAN BE FOUND ON PAGES 2-4 →

EuroVelo Data Hub

3. Route development status

- Number of countries with EuroVelo signs: **24**
- EuroVelo signs: **35,609 km** (compared to 33,232 km in 2021)
- Number of routes developed at 75% or more: **8**
- The EuroVelo route which underwent the biggest improvement since 2021: **EuroVelo 10 – Baltic Sea Cycle Route (15%)**.
- The European country which saw the biggest development improvement since 2021: **Ireland (+40%)**



3. Conclusions / Next steps

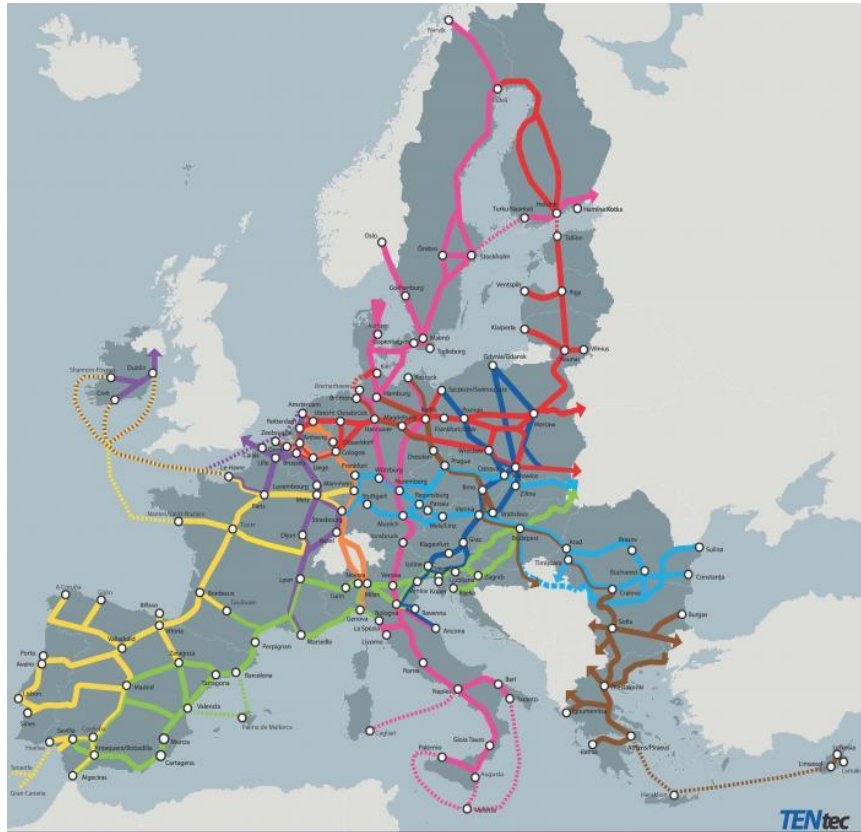


Conclusions

- Increasing amount of data available about the EuroVelo routes allowing us to monitor its development.
- Reflects growing interest (and investments) in cycle route networks more generally.
- Initiatives like THE PEP Pan-European Masterplan for Cycling Promotion can help make further progress



Next steps: EuroVelo in the TEN-T?





Ljubljana
Slovenia
14 - 17 June 2022
#VC22

Join us for the world cycling summit on
Cycling the Change in Ljubljana from
14-17 June 2022

For more information and registrations:
www.velo-city2022.com

Thank you!

Ed Lancaster

Email: e.Lancaster@ecf.com

Twitter: [@EdLancasterECF](https://twitter.com/EdLancasterECF)