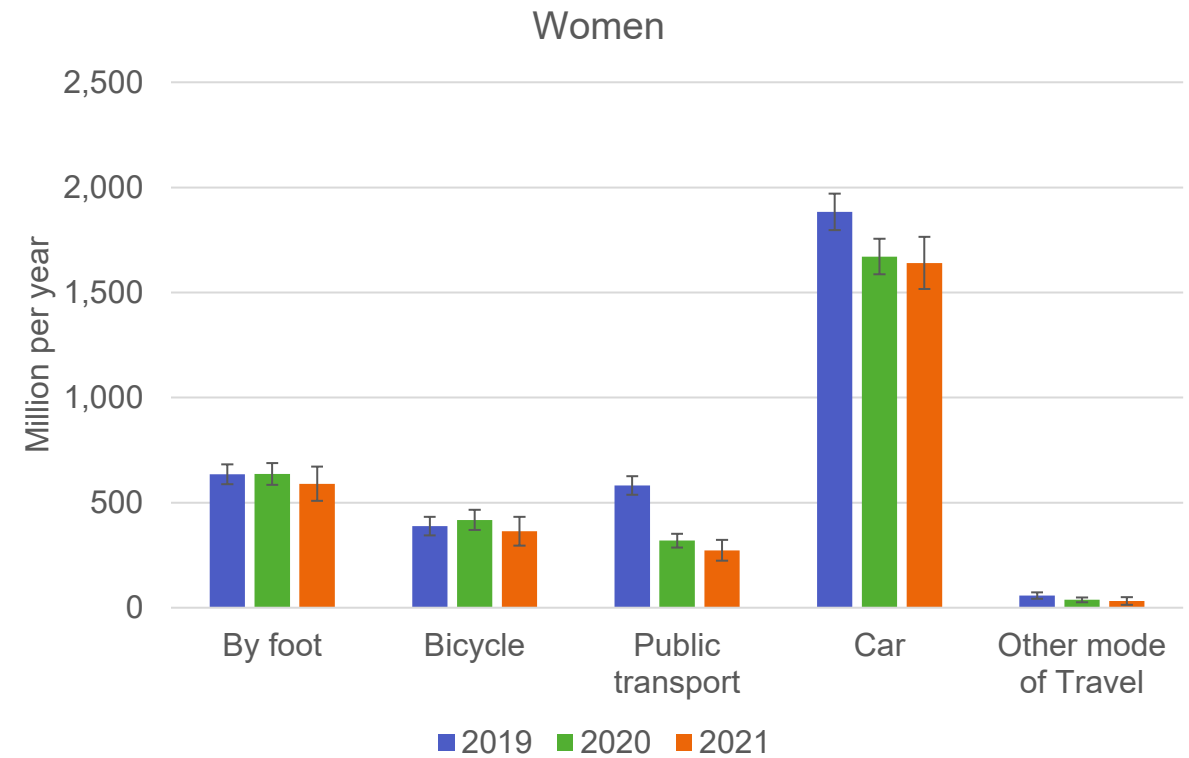
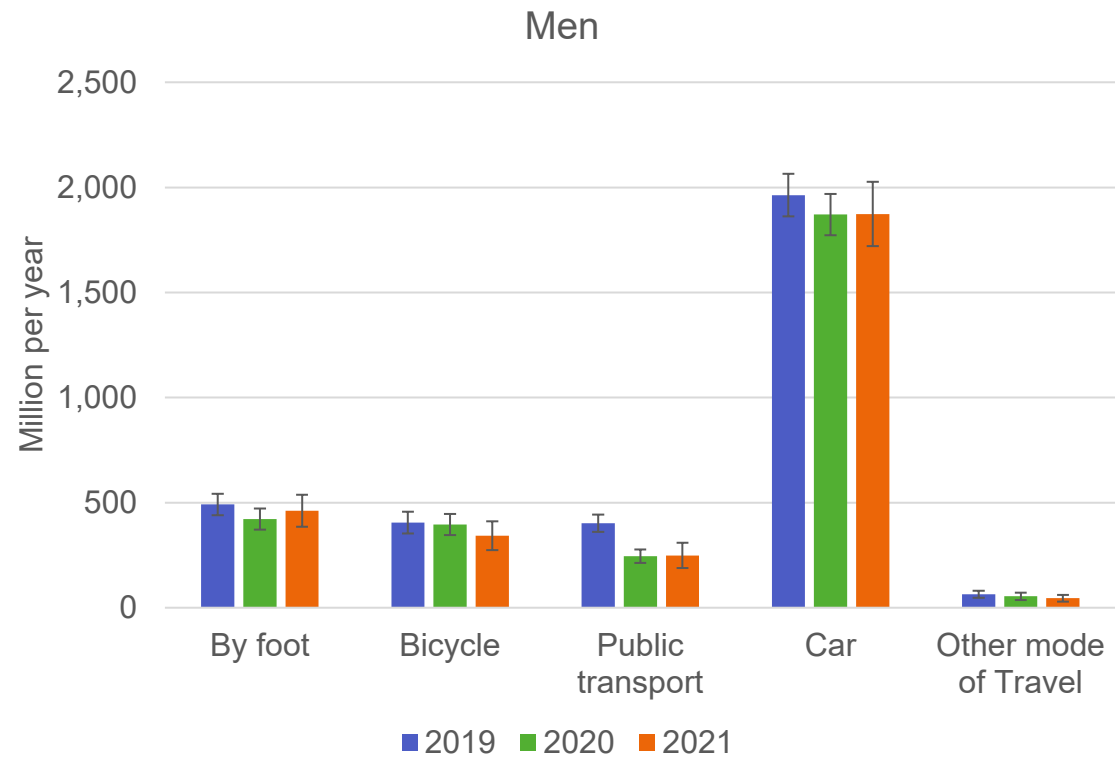


The Swedish National Travel Survey

Andreas Holmström
June 15

UNECA Working Party

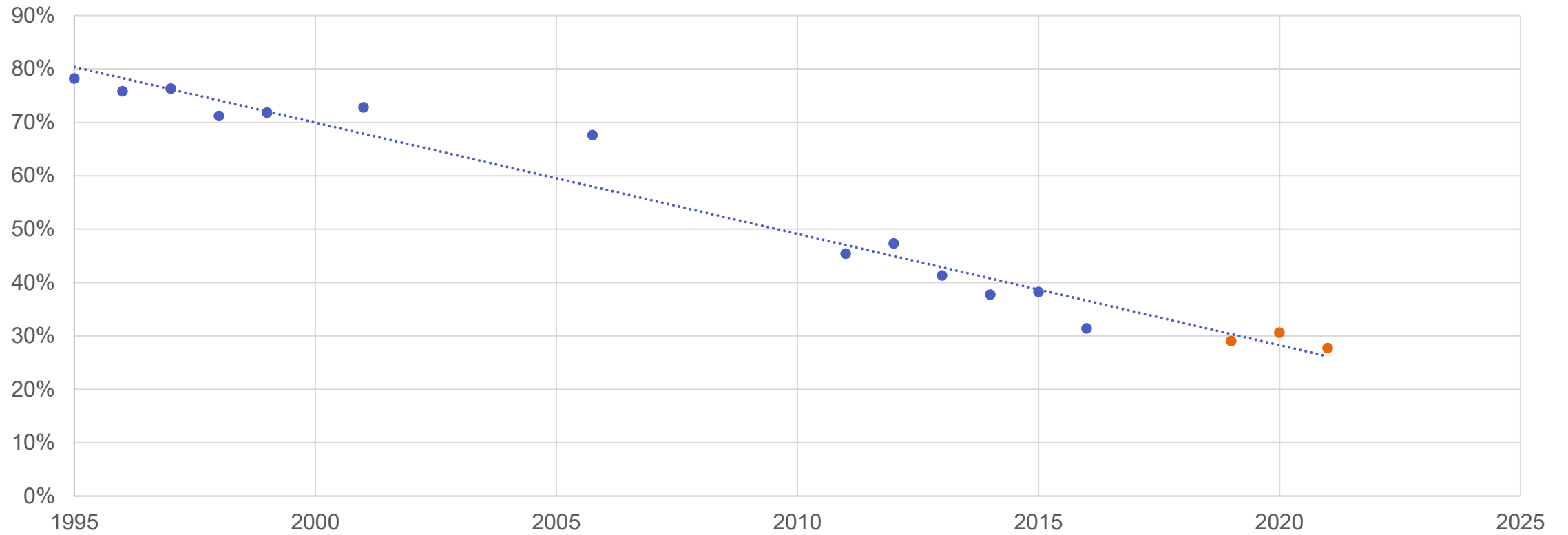
Trips by mode of travel according to Swedens current national travel survey



History

- Postal/Online Questioner 2019-
- Telephone interviews Q2 1994-2001, 2005/2006, 2011-2016
- Visits interviews 1978, 1985

Response rate

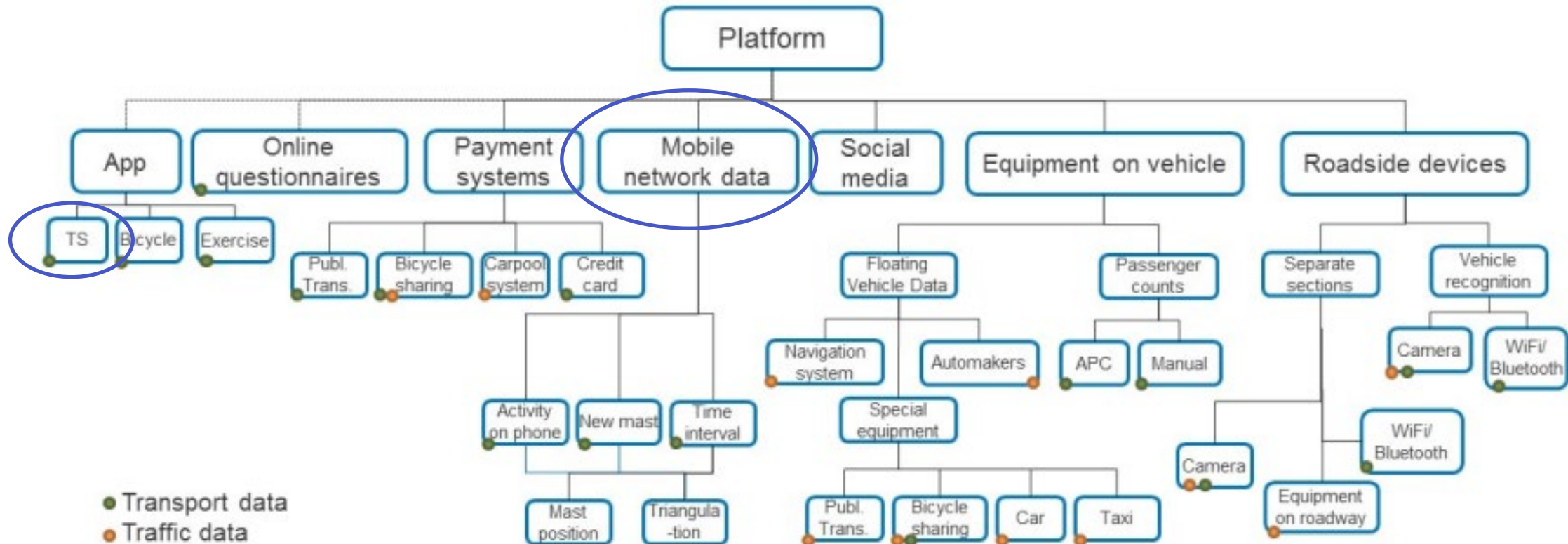


- Telephone interviews
- Postal/Online Questionnaire

Projects in development work 2017-2018

- Mapping of tools and applications for travel surveys
- Evaluation of data collection and recruitment methods
- Use of mobile network data for long-distance travel
- Mobile network data to create insights about the travel patterns for the municipality of Norrköping
- The use of more data from Register
- [New solutions for future travel surveys \(trafa.se\)](http://trafa.se)

Mapping of tools and applications for travel surveys



Recruitment methods tested

Data collection method	Recruitment method		
	Random sampling	Web panel	Crowdsourcing
Traditional TS			
Postal/online questionnaire	✓	-	-
Our study			
Online questionnaire without incentive	✓	✓	✓
Online questionnaire with incentive	✓	-	-
Mobile app	✓	✓	✓

Lessons learned

- Big data
 - Mobile network data looks promising
 - Complement rather than replacement to traditional travel surveys
 - Challenge in deliver sufficient accuracy and transparency while protecting personal privacy
- Travel app
 - Greater position accuracy
 - Longer periods of time
 - More trips, the same distance travelled
 - Lower response rate

Changes in Method

- More data from register
- Postal/Online Questioner instead of telephone interviews
- Questions about long-distance travel were removed
- Questions about non-travelers were removed
 - Teleworking
 - Tele/videoconferencing used for work or study purposes

What's going on?

- New national travel survey procured
 - Same method because interested how the pandemic affected our travel pattern

- Working with Mobile network data with other authorities