

# Measuring Migration-relevant SDG indicators

Haoyi Chen  
United Nations Statistics  
Division

UNECE Workshop on Migration Statistics, 28-29 October 2019, Geneva, Switzerland

## UN Expert Group Meeting on Improving Migration Data in the Context of the 2030 Agenda for Sustainable Development, June 2017, New York

- Migration statistics experts from 14 countries and 15 international, regional and sub-regional organisations
- Identified the existing gaps in migration statistics
- Made recommendations on
  - Collection, compilation and dissemination of data and methodological development, coordination and capacity-building for the improvement of international migration statistics;
  - SDG data disaggregation
    - A step-wise approach in defining migratory status
    - Agreed on a subset of Sustainable Development Goal indicators as relevant to migration, including for data disaggregation






## Defining migratory status

- **Step 1. Country of birth or citizenship**
  - Country of birth: foreign-born vs native born population
  - Country of citizenship: foreigners vs citizens
- **Step 2. Second generation**
  - Country of birth/citizenship of the parents
- **Step 3: Other dimensions (examples)**
  - Time of arrival
  - Reason (work, study, family, asylum, settlement)
  - Internal / international migration








## 24 indicators relevant for disaggregation (1/2)

 <p><b>1</b> NO POVERTY</p>	1.1.1 Proportion of population below the international poverty line, by sex, age, employment status and geographical location
	1.3.1 Proportion of population covered by social protection, by sex, distinguishing children, unemployed persons, older persons, persons with disabilities, pregnant women, newborns, work-injury victims and the poor and the vulnerable
 <p><b>3</b> GOOD HEALTH AND WELL-BEING</p>	3.1.1 Maternal mortality ratio
	3.2.1 Under-five mortality rate
	3.3.1 Number of new HIV infections per 1,000 uninfected population, by sex, age and key populations
	3.4.1 Mortality rate attributed to cardiovascular disease, cancer, diabetes or chronic respiratory disease
	3.8.1 Coverage of essential health services
	3.8.2 Proportion of population with large household expenditures on health as a share of total household expenditure or income
 <p><b>4</b> QUALITY EDUCATION</p>	4.1.1 Proportion of children and young people: (a) in grades 2/3; (b) at the end of primary; and (c) at the end of lower secondary achieving at least a minimum proficiency level in (i) reading and (ii) mathematics, by sex
	4.3.1 Participation rate of youth and adults in formal and non-formal education and training in the previous 12 months, by sex
	4.6.1 Proportion of population in a given age group achieving at least a fixed level of proficiency in functional (a) literacy and (b) numeracy skills, by sex

Source: United Nations Expert Group Meeting on Improving Migration Data in the Context of the 2030 Agenda for Sustainable Development, June 2017, New York

## 24 indicators relevant for disaggregation (2/2)

	5.5.2 Proportion of women in managerial positions
	8.3.1 Proportion of informal employment in non-agriculture employment, by sex
	8.5.1 Average hourly earnings of female and male employees, by occupation, age and persons with disabilities
	8.5.2 Unemployment rate, by sex, age and persons with disabilities
	8.6.1 Proportion of youth not in education, employment or training
	8.8.1 Frequency rates of fatal and non-fatal occupational injuries, by sex and migrant status
	8.8.2 Level of national compliance of labour rights (freedom of association and collective bargaining) by sex and migrant status
	8.10.2 Proportion of adults with an account at a bank or other financial institution or with a mobile-money-service provider
	10.2.1 Proportion of people living below 50 per cent of median income, by sex, age and persons with disabilities
	10.3.1 Proportion of population reporting having personally felt discriminated against or harassed in the previous 12 months on the basis of a ground of discrimination prohibited under international human rights law
	11.1.1 Proportion of urban population living in slums, informal settlements or inadequate housing
	16.1.3 Proportion of population subjected to physical, psychological or sexual violence in the previous 12 months
	16.9.1 Proportion of children under 5 years of age whose births have been registered with a civil authority, by age

The indicators measure key issues related to migrants:

- Access to basic services including essential health care, basic education and social protection
- how well migrants are integrated into the host society, in terms of their education level, labour market outcomes, employment conditions and poverty
- whether migrants are more likely to be subject to violence and discrimination compared to non-migrants

The indicators must be

- Measurable – possible to disaggregate
- Limited in number for the global monitoring

A few considerations in identifying indicators for disaggregation



## Technical Report on Measuring Migration-Relevant SDG Indicators

I. Introduction

II. Definition, identification and measurement

III. Migration-relevant SDG indicators

IV. Collection and compilation of data for migration-relevant SDG indicators

- Rational – why is the indicator relevant to migration?
- Concepts and definitions related to the indicator
- Proposed methods by custodian agency and how to disaggregated by migratory status

## How to disaggregate SDG data by migratory status – lessons learnt from capacity building activities



**What are the policy relevant  
issues in your country?**



**Are data available to monitor?  
Which data source?**



**The overall migration data  
infrastructure**

Sources directly related to international migration  
Are migratory status captured in the data system?  
Special sampling strategy to cover migrants? Are refugee camps covered by the survey?  
Data integration



**From data to policy and impact  
on migrants?**

## Intersecretariat Working Group on Household Surveys



- Collaborative efforts among 10 entities
  - Improve coordination: surveys within the country and efforts at the global level
  - Advance methodology

## Intersecretariat Working Group on Household Surveys

### Technical work

- Small-area estimates (SAE)
- Special sampling strategy
- Dissemination of microdata

### Collaboration and linkage among different groups

- Advocate for data disaggregation and for developing methods that are relevant for vulnerable groups such as migrants