



Data availability on migration-related SDG indicators in Eastern Europe, Caucasus and Central Asia

Patrick Hernusi
UNECE Statistical Division

Workshop on Migration Statistics
Geneva, 29 October 2019



STATISTICS



Social

STATISTICS



Session Outline

- Review SDG indicators relevant to migration
- Data availability across the indicators
- Conclusion






The review






STATISTICS

- 12 countries of Eastern Europe, Caucasus and Central Asia
 - Armenia, Azerbaijan, Belarus, Georgia, Kazakhstan, Kyrgyzstan, Republic of Moldova, Russian Federation, Tajikistan, Turkmenistan, Ukraine, Uzbekistan
- Indicators directly related to migration (5 indicators)
- Indicators that should be disaggregated by migratory status (24 indicators)


3



Directly related indicators


STATISTICS

Five indicators are classified as “for migrants.” They are directly related to migration



SDG Indicators	ARM	AZE	BLR	GEO	KAZ	KGZ	MDA	RUS	TJK	TKM	UKR	UZB
4.b.1 Volume of official development assistance flows for scholarships by sector and type of study												
10.7.1 Recruitment cost borne by employee as a proportion of yearly income earned in country of destination												
10.7.2 Number of countries that have implemented well-managed migration policies												
10.c.1 Remittance costs as a proportion of the amount remitted												
16.2.2 Number of victims of human trafficking per 100,000 population, by sex, age and form of exploitation												

Data available

Data not available


4

Indicators that should be disaggregated by migratory status

STATISTICS


Two indicators are classified as “for disaggregation—minimum”, referring to indicators that explicitly call for disaggregation by migrant status.

SDG Indicators	ARM	AZE	BLR	GEO	KAZ	KGZ	MDA	RUS	TJK	TKM	UKR	UZB
8.8.1 Frequency rates of fatal and non-fatal occupational injuries , by sex and migrant status												
8.8.2 Level of national compliance with labour rights (freedom of association and collective bargaining) based on ILO textual sources and national legislation, by sex and migrant status												



Data available by migratory status

Data available, but not by migratory status

Data not available



5

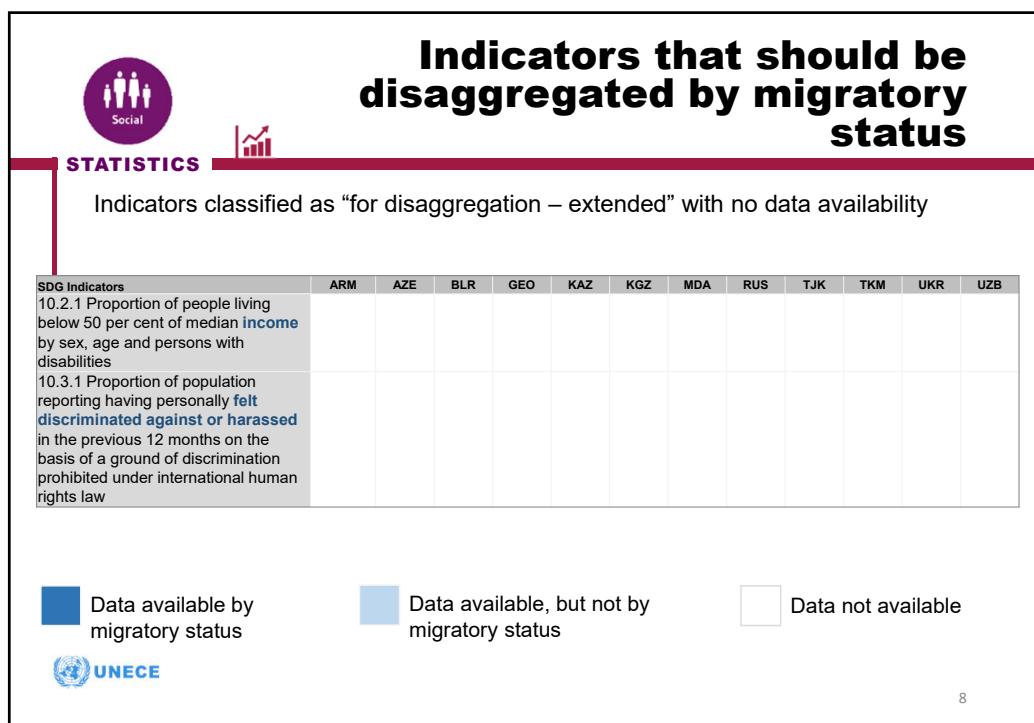
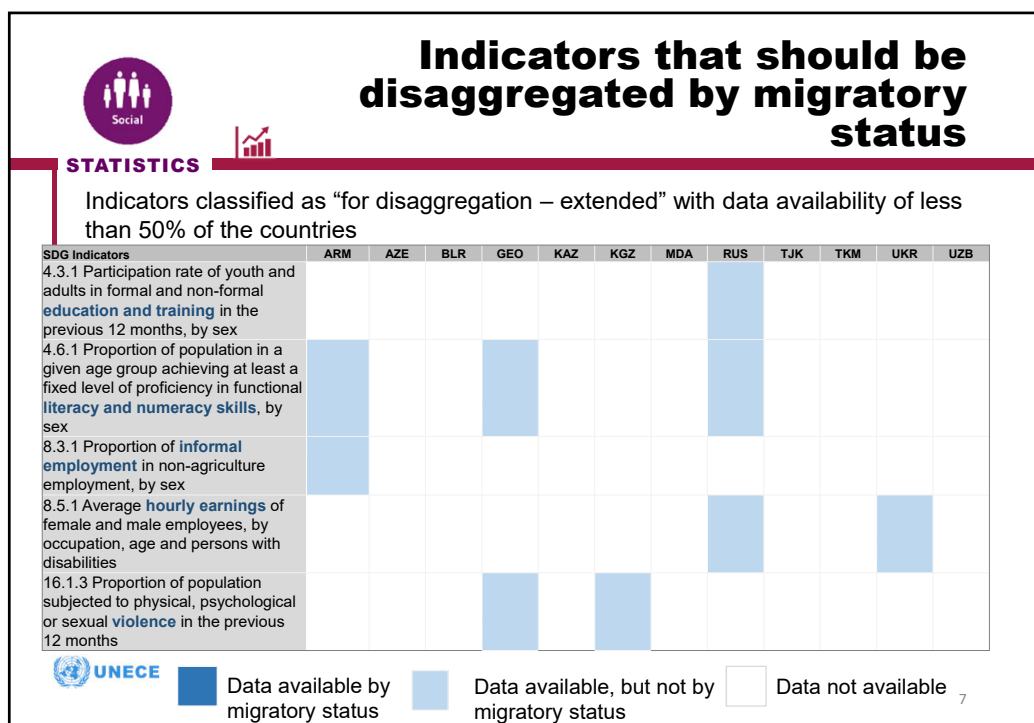
Indicators that should be disaggregated by migratory status

STATISTICS

- A total of **22 indicators** are classified as “for disaggregation -- extended”.
- These indicators do not explicitly call for disaggregation by migratory status but are considered relevant in capturing and understanding the condition/situation of migrants in their receiving countries.
- **15 indicators** with data available from **more than 50%** of the countries
 - **Eight indicators** with data from all the countries
 - **Seven indicators** with data available from **less than 50%** of the countries
 - **Two indicators** with no data available
- The data is **not disaggregated by migratory status**


6





Thank you for your attention!

unece.org/data
support.stat@unece.org

UNECE Statistical Division



STATISTICS

