



OVERVIEW OF EXTERNAL MIGRATION STATISTICS IN GEORGIA

THE USE OF ADMINISTRATIVE DATA FOR MEASURING MIGRATION IN GEORGIA



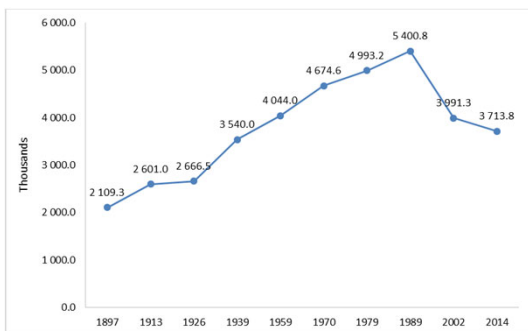
PAATA SHAVISHVILI

Deputy Executive Director
National Statistics Office of
Georgia

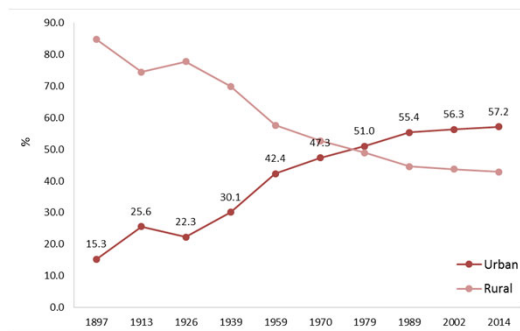
Population distribution



NUMBER OF POPULATION (IN THOUSANDS)

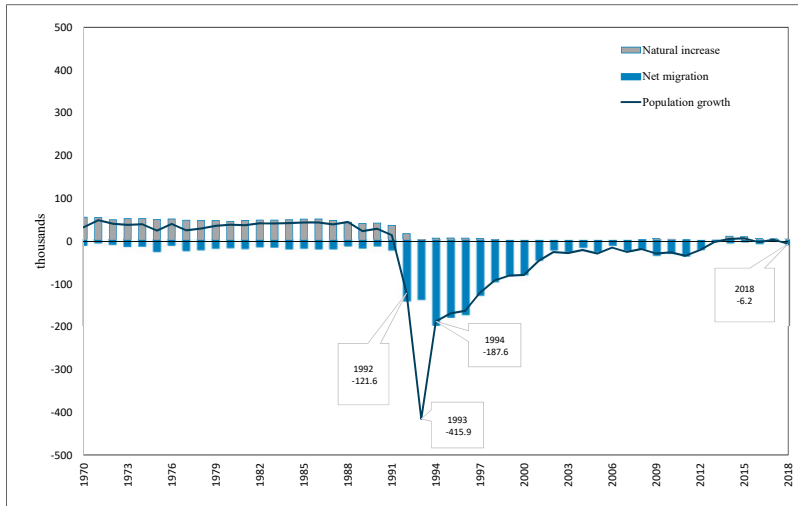


POPULATION DISTRIBUTION (%) BY URBAN - RURAL SETTLEMENTS

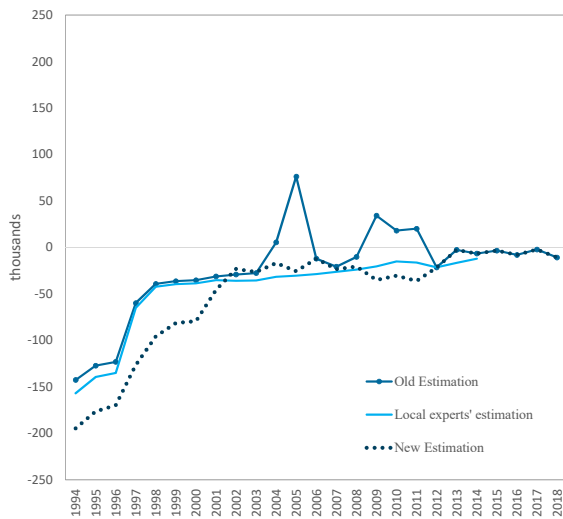


Source: Population Censuses

The components of population change (thousand persons)



Migration Statistics in Georgia



Before 2004

- Source: Expert's Estimation

2004-2011

- Source: Ministry of Internal Affairs
- This data informed **only about the gross numbers of entries and exits** and there was impossible to track individual comings and goings in order to distinguish migrants from other passengers

Since 2012

- Source: Ministry of Internal Affairs
- New methodology

Migration Statistics 2012- till present



ACCORDING TO NEW METHODOLOGY:

An international immigrant is a person recorded when crossing the National border who entered the country and has accumulated a minimum of 183 days of residence in the country during the following twelve months; who was not usual resident of the country when entering the country which means that he spent at least a cumulate duration of 183 days of residence outside the country during the twelve months before entering the country.

Similarly **an international emigrant** is a person recorded when crossing the National border who crossed the border and left the country and has accumulated a minimum of 183 days of residence outside the country during the following twelve months; who was usual resident of the country when leaving the country which means that he spent at least a cumulate duration of 183 days of residence inside the country during the twelve months before leaving the country.



Data of inflows and outflows starting from 2012



➤ Main source

- Ministry of Internal Affairs

➤ Geostat is receiving the individual data by:

- Citizenship
- Birth date
- Sex
- Duration stay in/out of Georgia

➤ Publishing:

- Net migration
- Emigrants and Immigrants by age and sex
- Emigrants and Immigrants by citizenship

Data of inflows and outflows starting from 2012 (cont.)



➤ Data limitation:

- Purpose of migration
- Country of destination
- Country of origin
- Education
- Status of Economic Activity
- Employment Status
- Occupation

Data of Remittances



➤ Main source

- National Bank of Georgia

➤ The following data is available on the web-page:

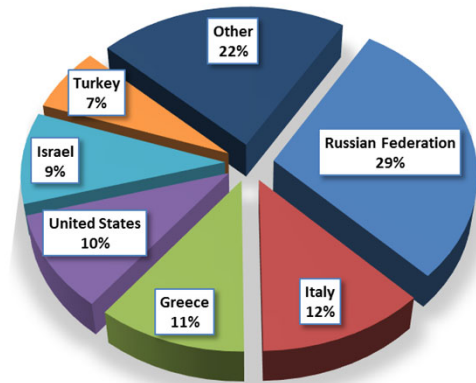
- Remittances by months;
- Remittances by Countries;
- Remittances by Systems.

Sources: Monthly statistical reports of the commercial banks (including branches of nonresident banks in Georgia) and microfinance institutions in Georgia.

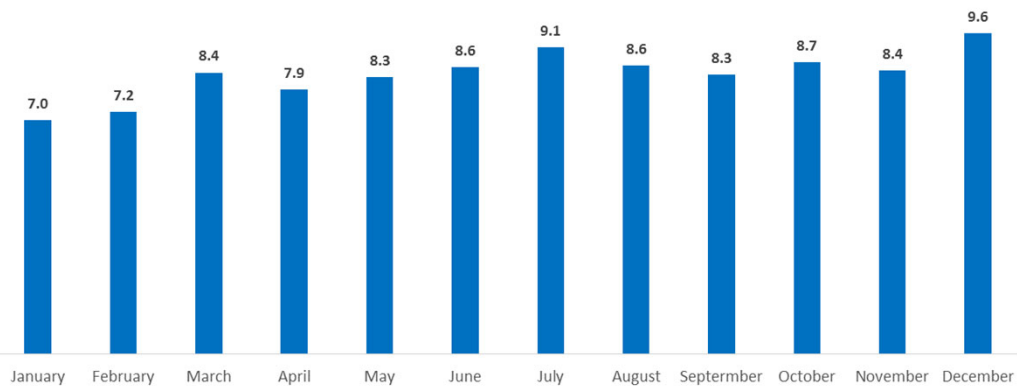
Remittances by Countries (%), 2018



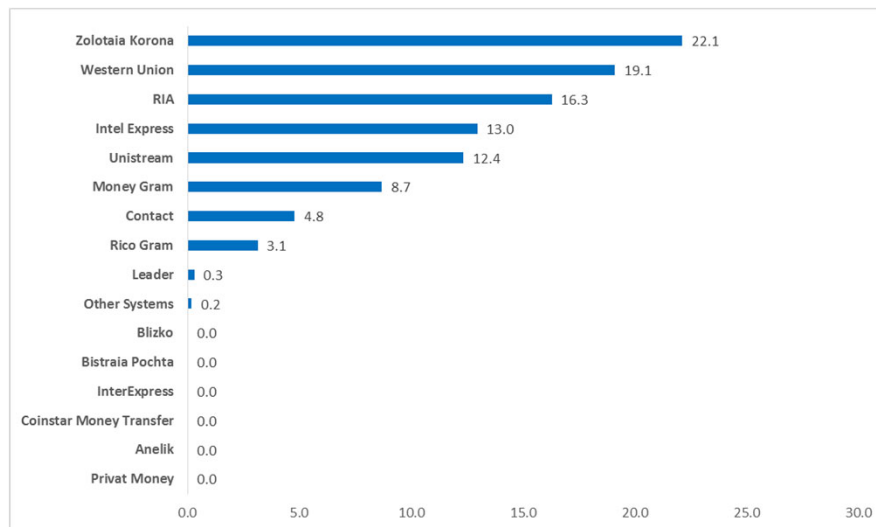
Inflows in 2018 – 1 579 665 thousands of USD



Remittances by months (%), 2018



Remittances by system (%), 2018



Future Plans for improving migration statistics



- Prepare for the next Population Census
- Start activities regarding establishing of Population Register
- Assess and test alternative administrative data sources for production of migration statistics



Thank you for your attention!

PAATA SHAVISHVILI

Deputy Executive Director
National Statistics Office of Georgia

shavishvili@geostat.ge

www.geostat.ge