

Work-Life Balance: Determinants of housework and labour activities overload.

November, 2021



El futuro
es de todos

Gobierno
de Colombia

Content

1

Adaptation of surveys: Great Integrated Household Survey and National Time-Use Survey

2

Emerging data needs: Social Pulse Survey

2

Work-life Balance: Determinants of housework and labor activities overload

Adaptation of surveys: Great Integrated Household Survey and National Time-Use Survey



El futuro
es de todos

Gobierno
de Colombia



Great Integrated Household Survey

Data Sheet

Objective

To provide basic information on the size and **structure of the labour force** (employment, unemployment and inactivity) of the country's population, as well as **the socio-demographic characteristics** of the Colombian population.

Results publication periodicity

- Monthly (continuous weekly collection)

Geographical coverage:

- National Total Net.
- Municipal centres, population centres and dispersed rural areas.

Adapted from an in-person collection methodology to a CATI methodology to avoid face-to-face meetings during the pandemic (March-April period)



National Time-Use Survey

Statistical Operation Adjustments

- To adapt the questionnaire to a CATI operation, a reduce form was designed going **from 200 to 39 questions**.
- With this reduction in the number of questions, **telephone interviews last a maximum of 20 minutes**, while face-to-face interviews do not exceed 45 minutes.
- The reduced form retains questions on sex and age, **job classification, and characteristics of employed persons** such as: economic activity, occupation performed, income from main activity, occupational position and hours worked (normal and effective).
- During this period, only income sources corresponding to wages and net earnings were collected, **which represent about 65% of the aggregate income** of Colombian households.
- Between November and December 2020 DANE implemented a **telephone recovery operation** to re-contact households **to collect information not covered by the reduced questionnaire**.
- In addition, DANE developed different analyses of the consistency of the information from the recovery operation that allowed **contrasting the different sources of income using administrative records**.



National Time-Use Survey

Data Sheet

Objective

To produce statistical information that allows the characterization of the time spent by the population aged 10 and over to **work activities, paid and unpaid**, and to personal activities.

Collection periodicity

- Triennial – continuous data collection for 52 weeks (1 year of collection).
- Applications 2012-2013 and 2016-2017. In collection 2020-2021 September 2020 to August 2021.

Geographical coverage:

- National Total Net.
- Municipal centres, population centres and dispersed rural areas.
- Regions: Bogotá, San Andrés, Caribbean, Pacific, Central and Eastern.

Due to the collection periodicity, it was decided not to change the in-person collection methodology. A CATI operation would have jeopardized time comparability

National Time-Use Survey

Statistical Operation Adjustments

Selected sample coverage

98%

- Inclusion of a chapter with **specialized interview questions** in relation to the health emergency. For example, questions related to the time spent shopping online and disinfecting objects and food were added.
- In rural areas, the direct interview mechanism was maintained. As a protective measure during the operation, DANE field personnel received a **biosafety kit with a mask, nitrile gloves, goggles, antibacterial gel and antiseptic alcohol**.
- Awareness and direct communication with households, through **communication strategies** to reduce rejections during the operation.
- As a last alternative to ensure their participation in the survey, households that **expressed fear of covid-19** had the possibility of **responding the survey by telephone**.

Emerging data needs: Social Pulse Survey



El futuro
es de todos

Gobierno
de Colombia

Social Pulse Survey

Data Sheet

Objective

In response to the health emergency caused by COVID-19, DANE generated a new statistical operation about:

- Consumer's confidence (13 questions)
- Labor market and home-based work (6 questions)
- Subjective well being (38 questions)
- Household support networks (8 questions)
- Education of children and adolescents in the household. (3 questions)
- Access to national and local household support policies. (2 questions)
- Violence (3 questions)
- Sexual Planning and Menstruation (10 questions)

Collection periodicity

- Monthly

Geographical coverage:

- National Total.
- 23 main cities and metropolitan areas

The Survey uses a subsample of the Great Integrated Household Survey (GEIH), the official source for the measurement of income poverty and employment rates, allowing to disaggregate the people who reside in low-income and high-income households.



Social Pulse Survey and Quality of employment

There is a set of questions that allow us to get closer to the life-work balance in times of pandemic:

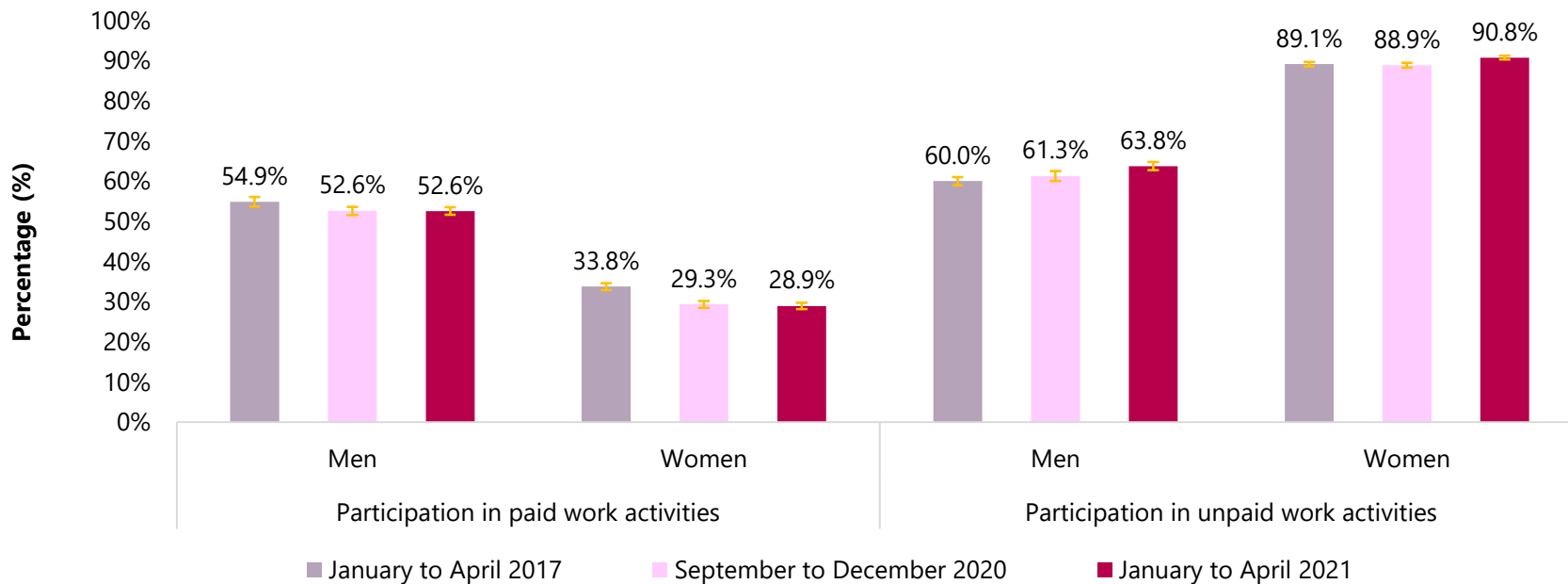
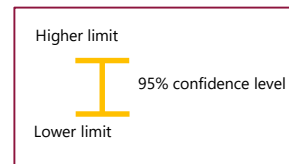
1. "During the last 7 days, compared to your daily routine before the start of quarantine/preventive isolation, do you feel that you are more overburdened with housework?"
2. "How overburdened do you feel?"
3. "During the last 7 days, compared to your daily routine before the start of quarantine/preventive isolation, do you feel that you are more overburdened with work ?"
4. "How overburdened do you feel?"

Work-life Balance: Determinants of housework and labour activities overload



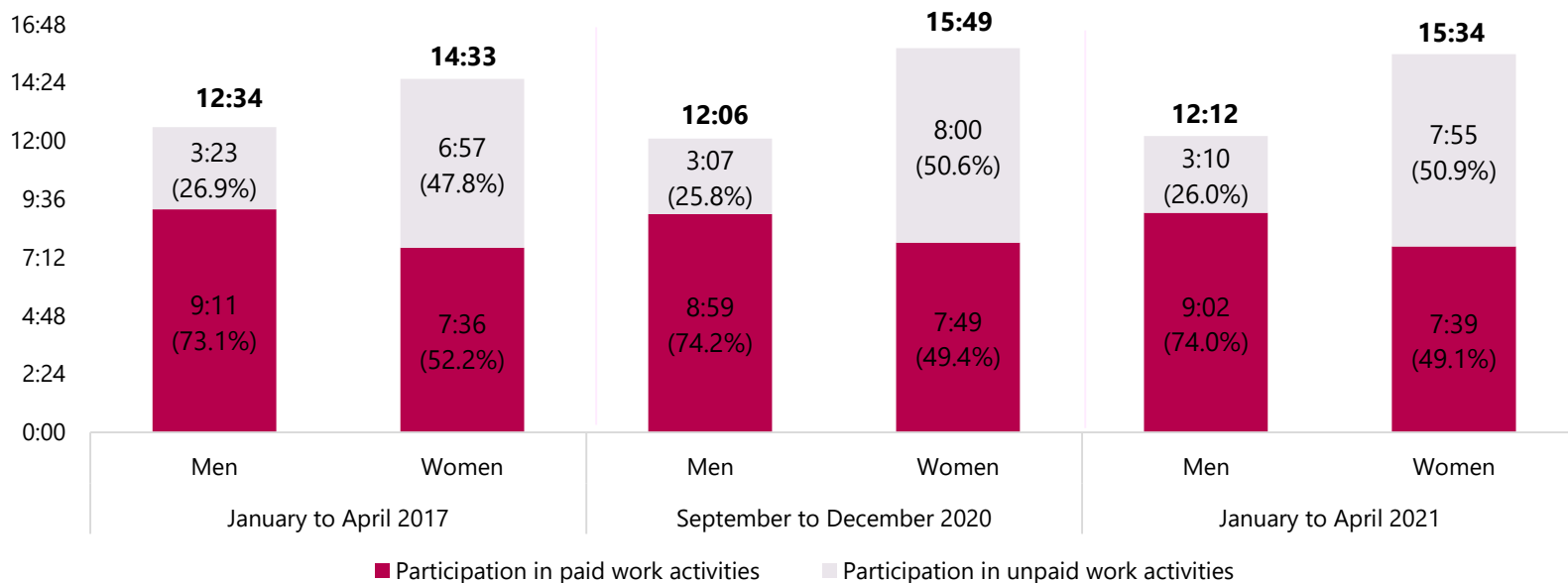
Participation in work activities by sex

National Total Net



Average daily time spent per participant in work activities by sex

National Total Net



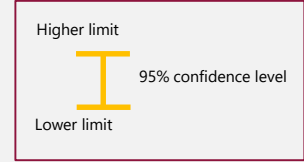
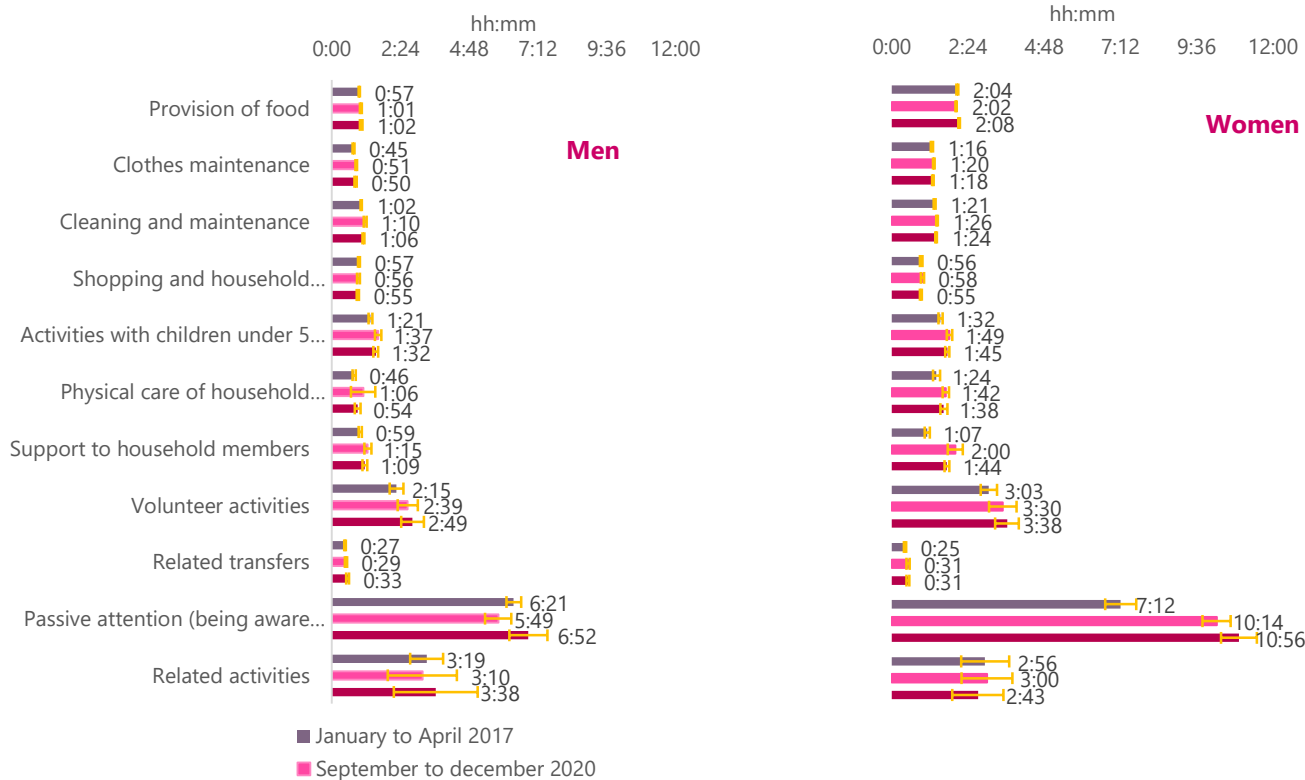
Source: DANE, National Time-Use Survey.



For the period from January to April 2021, by calculating the average daily hours dedicated to paid and unpaid work activities, the time for men is 12 hours and 12 minutes compared to 15 hours and 34 minutes for women.

Average daily time per participant spent in unpaid work activities and their related activities, by sex

National Total Net



➡ In the case of food supply activities, **the average time spent by women is approximately twice** of the time spent by men on the same activities.

➡ Compared to January-April 2017, the time dedicated to passive care activities has increased, especially in women. However, when compared with the period from September to December 2020, although women spend more time, the greatest increase was generated in men.

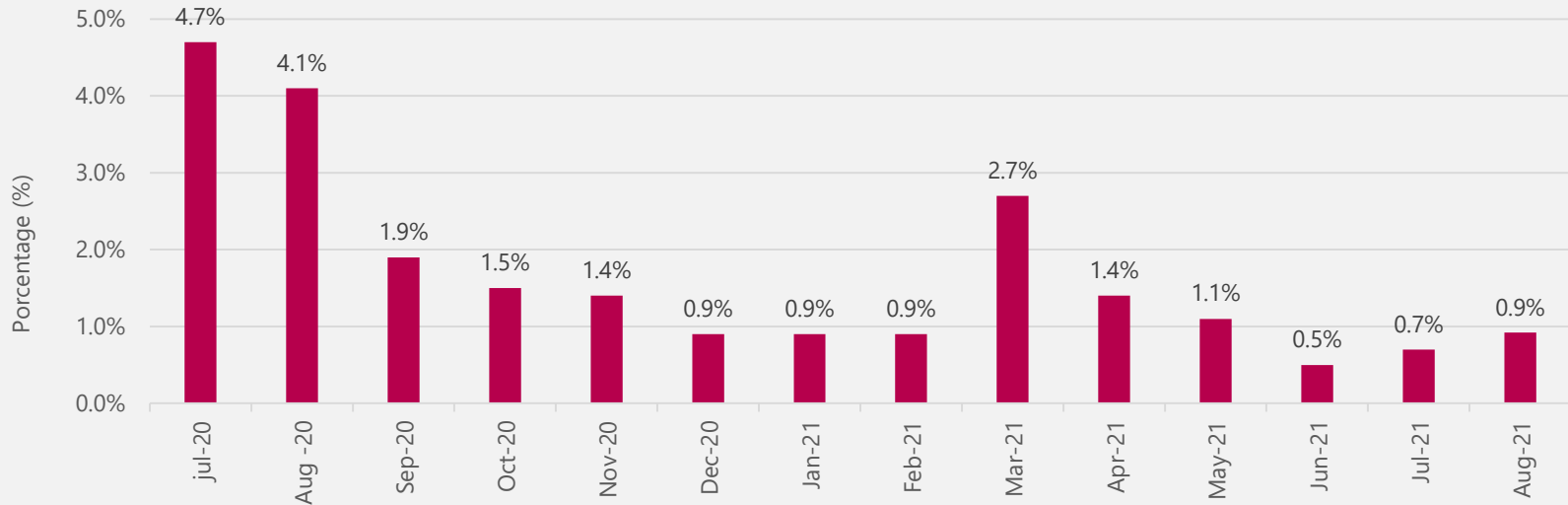


During the last 7 days and as a consequence of the lockdown, has your household stopped accessing or decreased access to some of the following services?

Percentage of people who answered "Housekeeper"

Total 23 cities

July 2020 - August 2021



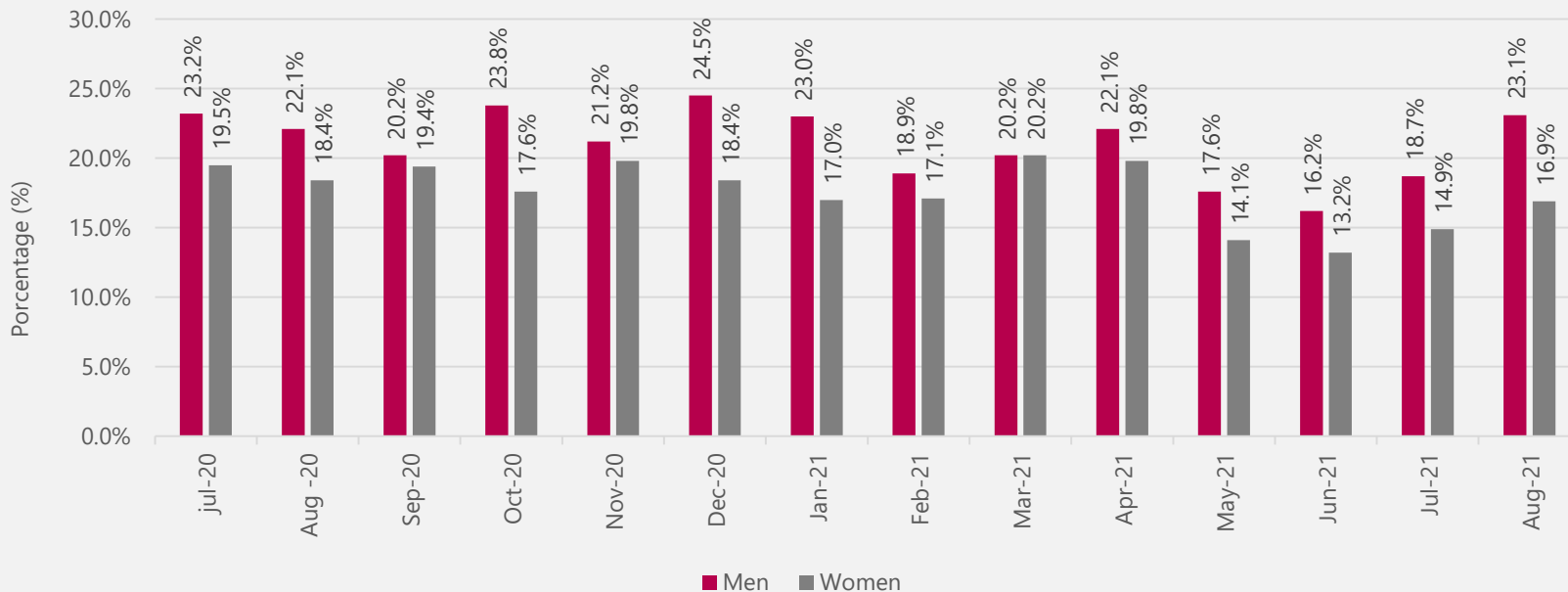


Percentage of people who feel overloaded with work tasks

By sex

Total 23 cities

July 2020 - August 2021

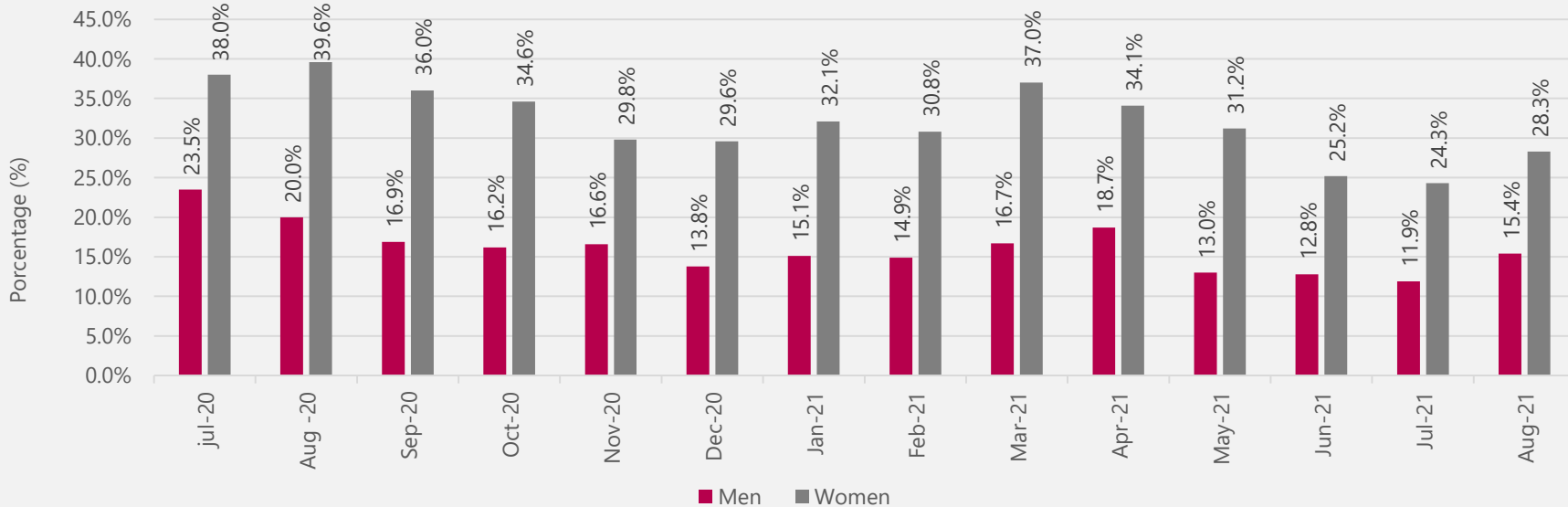


Percentage of people who feel overloaded with housework

By sex

Total 23 cities

July 2020 - August 2021



Determinants of housework and labor activities overload

- Using the results from the Social Pulse Survey from July 2020 to August 2021, we test the determinants of housework and labor activities overload. For this exercise we used an **ordered logit model**.
- In that sense, the probability of feeling overburn increases when:

Overload		
	Labour activities	Housework activities
Age	Young	Young
Sex	Male	Female
Dependency ratio	Household with lower dependency ratio	Household with higher dependency ratio
Poverty	Not poor	Poor
Employed	Employed	Employed
Education level	Education level	Education level
Government aid	-	Receive government aid.
Tiredness	Feeling tired	Feeling tired
Spouse or partner	-	Household head has a spouse or a partner

Work-Life Balance: Determinants of housework and labour activities overload.

November, 2021



El futuro
es de todos

Gobierno
de Colombia