


COVID-19 Response

Using statistics and available data to support COVID-19 management of pandemic response


Taylor Warren

Disaster Risk Management, COVID-19 M&E

Key frameworks for all hazards health emergencies & disasters



Health-specific
A2. Mortality
B2. People injured
D2. Damage to health services
D7. Disruption of health services
Other: C5, E1,



Coordinated Response

UN CMT
23 UN entities
9 areas of work

IASC
18 agencies
COVID-19 adapted system wide scale up protocols

UNCT
136 UN Country Teams
Interagency coordination for country action



COVID-19 plans and frameworks (2021)

Complementary Strategies

Socio-economic framework

- Protect health services and systems

- Protect people: social protection and basic services
- Protect jobs, small and medium-sized enterprises, and informal sectors
- Facilitate macroeconomic response and multilateral collaboration

Humanitarian overview

- Contain the spread of COVID-19 and decrease morbidity and mortality

- Reduce the deterioration of human assets and rights, social cohesion and livelihoods
- Protect, assist, and advocate for refugees, internally displaced people, migrants, and vulnerable communities

SPRP 2021

- Suppress transmission
- Reduce exposure by engaging with and mobilizing communities
- Protect the vulnerable through vaccination
- Reduce mortality and morbidity from all causes

- Catalyse development of and access to COVID-19 vaccines, therapeutics, and diagnostics

>1300 partners

Collective service | Risk Communication and Community Engagement



R&DBlueprint
Powering research to prevent epidemics



ACT-A partners:



COVID-19: A multi-layered, comprehensive response...



Since day 1...



1. Country-level coordination, planning and monitoring



2. Risk communication, community engagement and infodemic management



3. Surveillance, case investigation and contact tracing



4. Points of entry



5. National laboratory system



6. Infection prevention and control



7. Case management and knowledge sharing



8. Operational support and logistics in supply chain and workforce resilience



9. Strengthening essential health services



10. COVID-19 vaccination



11. Vulnerable & marginalized populations



12. National legislation & financing



13. Public health & social measures



14. The cross-cutting issues

Public-Facing Dashboards

Offering data exploration and support for trend analysis

Situation by WHO Region



Daily

Weekly

Cases

Deaths

Count

Americas 91,875,767 confirmed

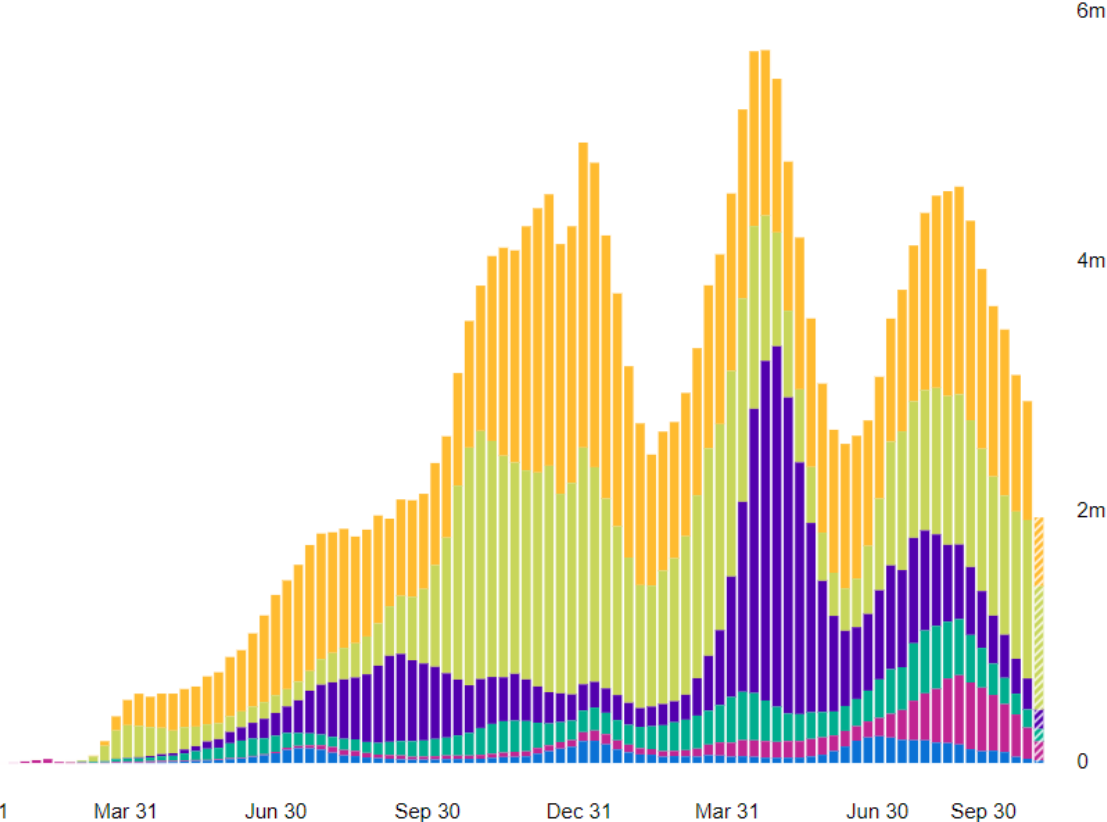
Europe 72,855,186 confirmed

South-East Asia 43,523,205 confirmed

Eastern Mediterranean 16,069,482 confirmed

Western Pacific 9,011,031 confirmed

Africa 6,102,082 confirmed



Source: World Health Organization

- Data Explore 'tab'
 - sex ratio/age pyramid
 - Health workers
 - Testing

- Vaccination and Doses /Cases/Deaths

- Consolidated PHSM

- Seroprevalence tracker

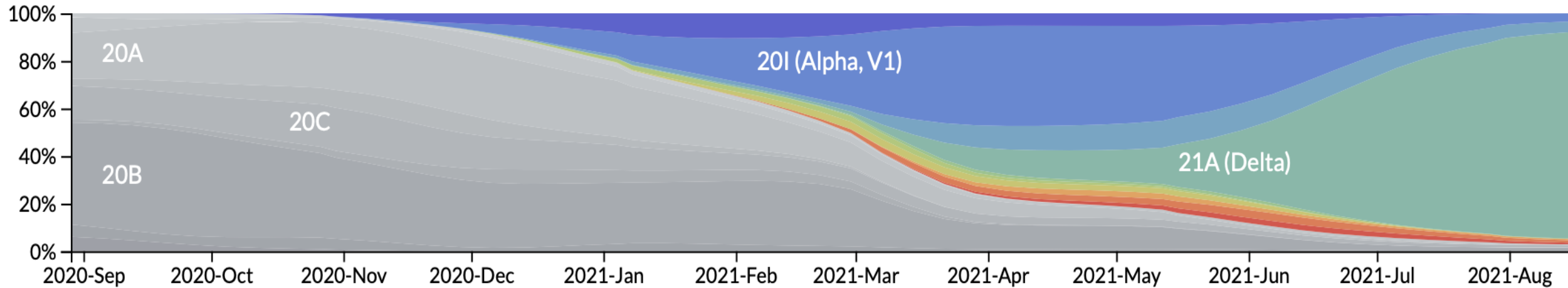
- Epidemic Intelligence from Open Source (EIOS)

<https://covid19.who.int/>

Continuous virus evolution – Genomic Spread of VOC



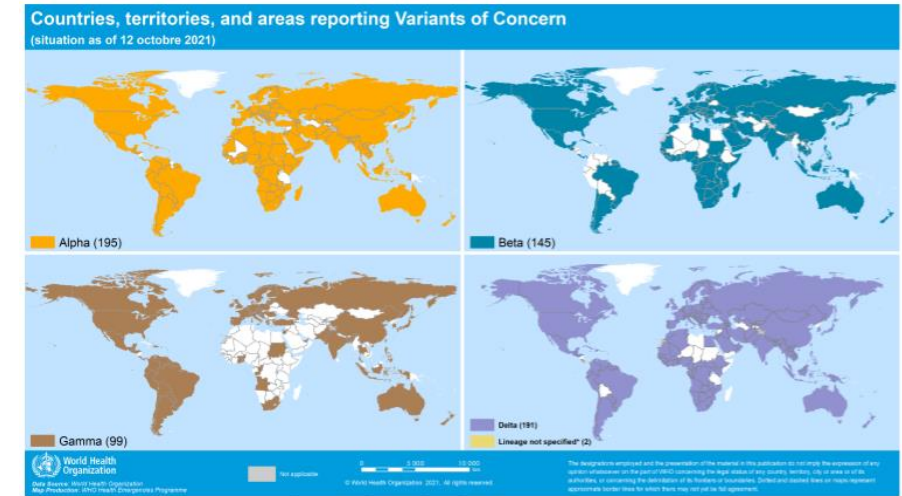
Source: Nextstrain based on GISAID data nextstrain.org/ncov/global



WHO label	Pango lineage*	GISAID clade	Nextstrain clade	Earliest documented samples	Date of designation
Eta	B.1.525	G/484K.V3	21D	Multiple countries, Dec-2020	17-Mar-2021
Iota	B.1.526	GH/253G.V1	21F	United States of America, Nov-2020	24-Mar-2021
Kappa	B.1.617.1	G/452R.V3	21B	India, Oct-2020	4-Apr-2021
Lambda	C.37	GR/452Q.V1	21G	Peru, Dec-2020	14-Jun-2021
Mu	B.1.621	GH	21H	Colombia, Jan-2021	30-Aug-2021

Pango lineages	GISAID clade	Nextstrain clade	Earliest documented samples	Date of designation
B.1.427 B.1.429*	GH/452R.V1	21C	United States of America, Mar-2020	VOI: 5-Mar-2021 Alert: 6-Jul-2021
R.1	GR	-	Multiple countries, Jan-2021	07-Apr-2021
B.1.466.2	GH	-	Indonesia, Nov-2020	28-Apr-2021
B.1.621 B.1.621.1	GH	21H	Colombia, Jan-2021	26-May-2021
B.1.1.318	GR	-	Multiple countries, Jan-2021	02-Jun-2021
B.1.1.519	GR	20B/S.732A	Multiple countries, Nov-2020	02-Jun-2021
C.36.3 C.36.3.1	GR	-	Multiple countries, Jan-2021	16-Jun-2021
B.1.214.2	G	-	Multiple countries, Nov-2020	30-Jun-2021
B.1.1.523	GR	-	Multiple countries, May-2020	14-Jul-2021
B.1.619 B.1.619.1	G	20A/S.126A	Multiple countries, May-2020	14-Jul-2021
B.1.620	G	-	Multiple countries, November 2020	14-Jul-2021

Figure 4. Countries, territories and areas reporting variants Alpha, Beta, Gamma and Delta, as of 12 October 2021**



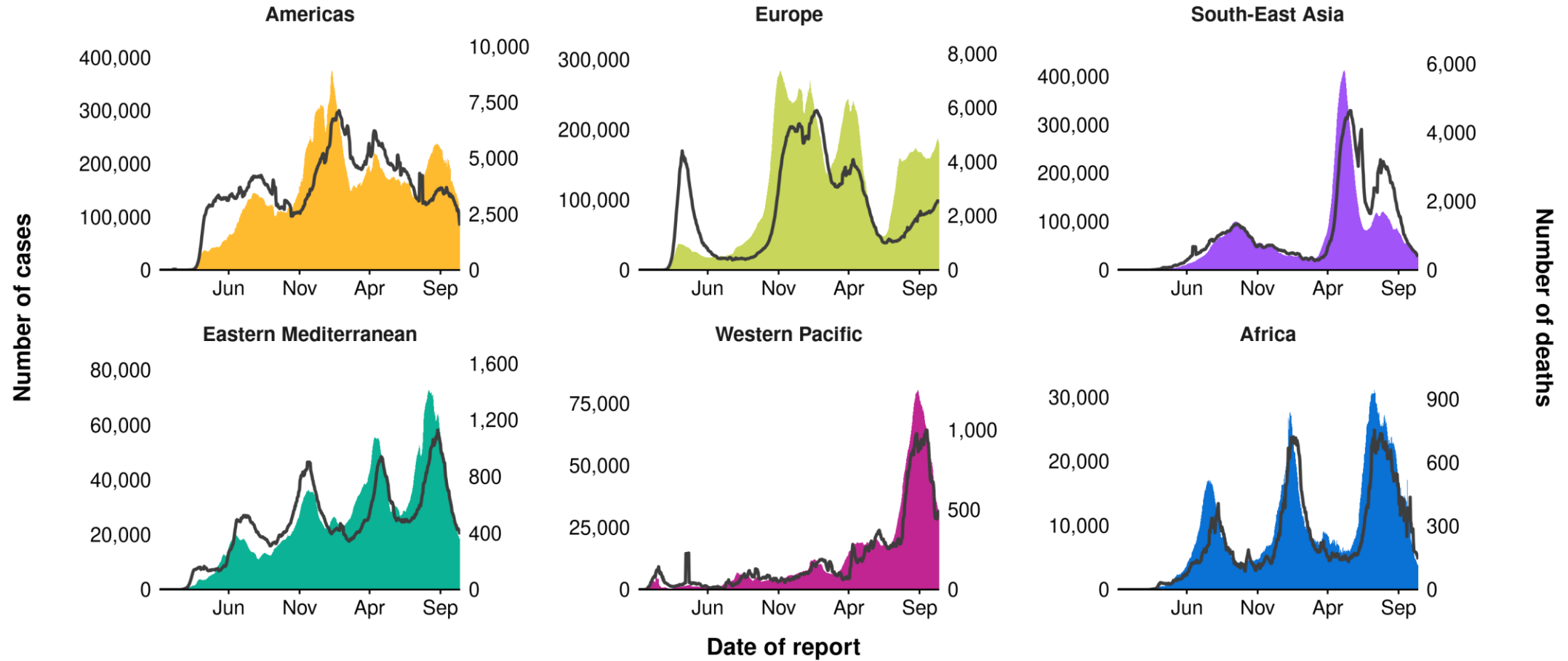
*Includes countries/territories/areas reporting the detection of B.1.617 without further specification of lineage at this time. These will be reallocated as further details become available.
 **Countries/territories/areas highlighted include both official and unofficial reports of VOC detections, and do not presently differentiate between detections among travellers (e.g., at Points of Entry) or local community cases. Please see Annex 2 for further details.

VOI

Alerts

VOCs

COVID-19 epidemic curve (by region) (as of 13 October 10H CEST)



Cases depicted by bars; deaths depicted by line. Data smoothed with 7-day moving average. Note different scales for y-axes.

Collective Service: a partnership endorsed by the IASC for a community-centred approach on Risk Communication & Community Engagement focusing on scale and quality




- Collaborative
- Community-led
- Reinforce capacity
- Data driven



Community had many questions on vaccine safety for state health officials and...

WHO | 2021
Dadra and Nagar Haveli: Working with communities to raise vaccine acceptance



UNICEF | 2021
Risk Communication and Community Engagement Driving Innovations in the Covid-19 Response in South Asia



My Brother SG | 2021
A national risk communication and community engagement campaign for large, closed communities in Singapore



BEHAVIOURAL INDICATORS



COMMUNITY FEEDBACK



SURVEY & DATASETS

Early AI-supported Response with Social Listening

COVID-19 online conversations in 30 pilot countries



countries covered



COVID-19 categories tracked

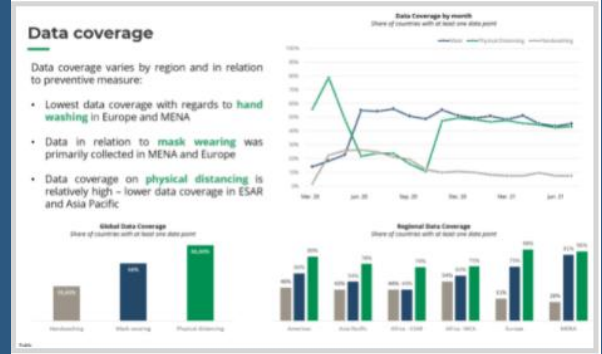


languages analyzed



posts analyzed since 15 December 2020

World	No. docs	Rising	The cause of the virus	Stigma around the spread	Stigma about or by infected people	Confirmed Symptoms	Other discussed symptoms	Prolonged symptoms	Modes of transmission	Immunity	COVID-19 Variants	Demographic v	Impact o	Cur
Angola	533	0.0%												
Brazil	73,401	0.9%												
Canada	62,891	0.9%												
Colombia	18,408	0.3%												
Democratic Republic of the Congo	2,013	0.0%												
Egypt	2,136	0.0%												
France	42,780	0.3%												
India	29,074	0.1%												
Indonesia	24,749	0.1%												



SOCIAL SCIENCES ANALYSIS
Insights and synthesis



COVID-19 Supply Chain System: collective effort of UN agencies, health and donor partners to access and procure \$1.1 billion of essential supplies for 192 countries

Co-Chairs



WHO



WFP

United Nations Agencies



UNDP



OCHA



UNICEF



UNHCR



Global Fund



UNFPA



Pan American Health Organization
World Health Organization



DEPARTMENT OF OPERATIONAL SUPPORT

Numerous External Partners

BILL & MELINDA GATES foundation



Unitaid

BCG



McKinsey & Company

PATH



FIND

Because diagnosis matters



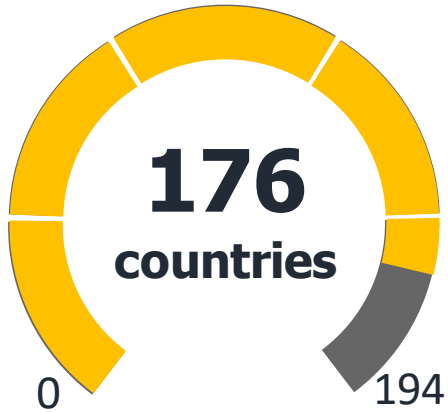
CAI N!AO



SGL E-COMMERCE

Informed by the epidemiological and operational intelligence monitored by WHO and partners
Underpinned by WHO technical guidance, standards and supply forecasting tools

Country impact: interagency action, three-level commitment



COVID-19 response plan



COVID-19 risk communication & community engagement plan



Tracking pillar actions on WHO Partners Platform



COVID-19 functional multisectoral, multi-partner coordination mechanism



Multisectoral mental health & psychosocial support working group

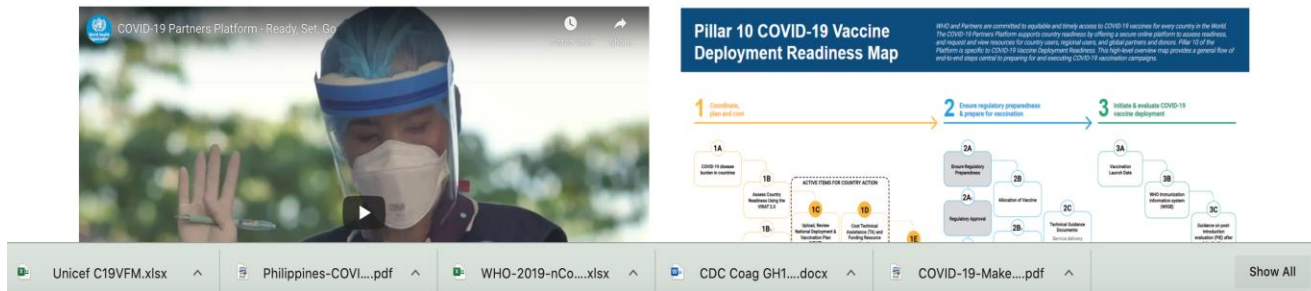



COVID-19 NDVP shared on WHO Partners Platform



COVID19PartnersPlatform.WHO.int - a tool for country-centered readiness and response with global coordination

Over 6500 approved users from Government, UN entities, partners and donors sharing information in real time, in solidarity



159

159 countries onboarded to the Platform
119 countries uploaded national plans
106 countries used readiness action checklists
106 countries uploaded national deployment vaccination plans (NDVPs) within 10 days in 2021

90

90 countries shared resource needs representing US\$9.3 billion for Pillars 1-9


80+

Over 80 donors responded with contributions worth US\$9.1 billion for Pillars 1-9 and US\$10 billion for Pillar 10 vaccine delivery tracked on Partners Platform dashboards along with vaccine doses to countries


90+

Over 90 Countries are using the COVID-19 Supply Portal hosted on the Partners Platform

Health Sector reporting for the Sendai Framework



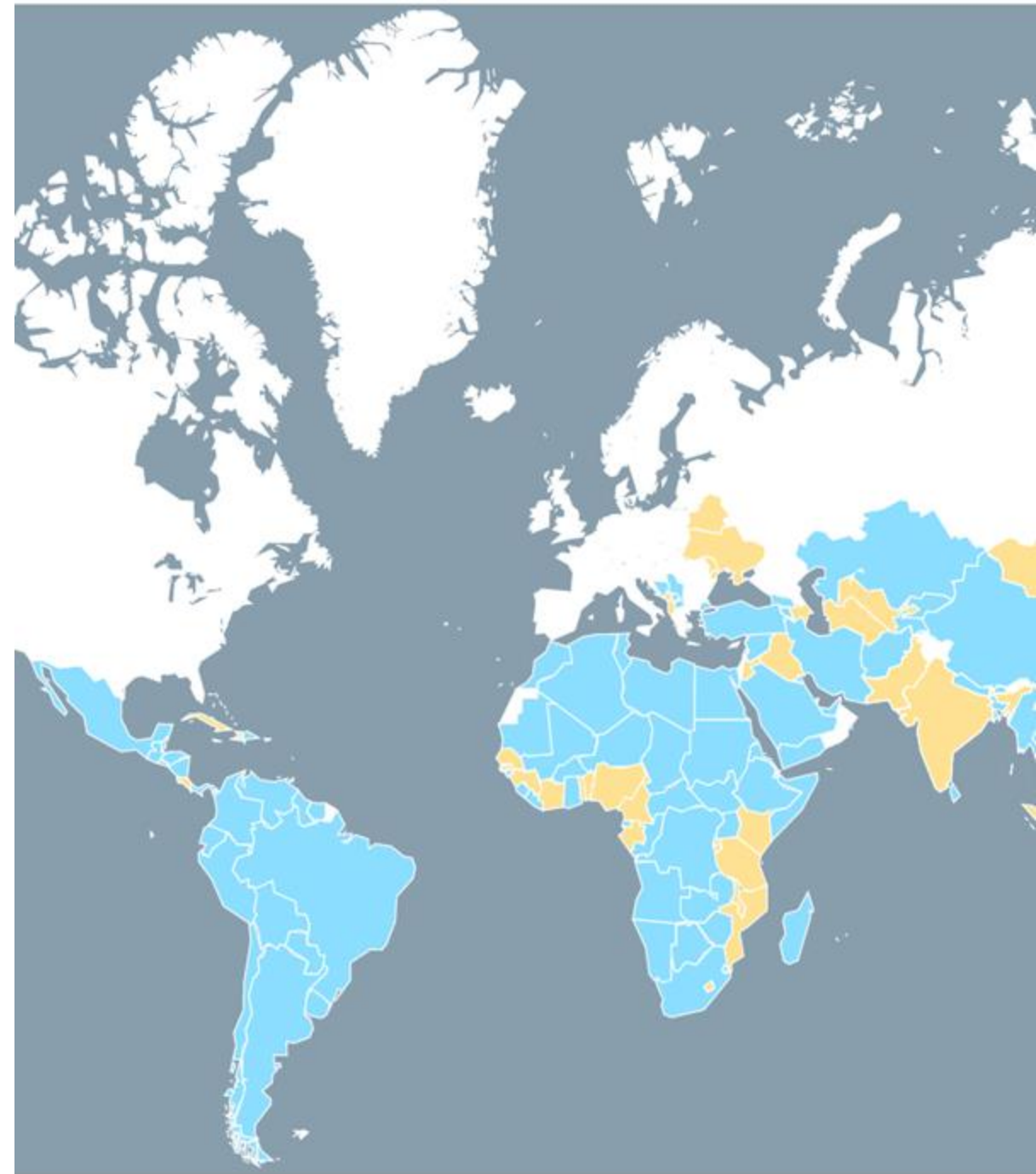
- Guidance to Ministries of Health to report **all hazards health information** under Sendai FW Monitor
- **Facilitates coordination** between health sector and Sendai Focal Point / other sectors reporting on DRR



- Reporting **COVID-19 information** under Sendai FW Monitor
- **Facilitates coordination** between the Health DRR FPs/National IHR FPs and Sendai framework FPs
- **Aligns with MOH Guidance** for regular reporting on Sendai FW Monitor

Statistics in COVID-19 Management

- Build on gains made during COVID-19 to continue to improve information management and data sharing in emergencies
- Leverage existing systems (influenza, genomic sequencing, laboratory networks, IHR)
- Support gender and age disaggregated data collection and sharing
- Linking statistics/data to decision-makers



“Our mission and mandate are to work with all nations equally, without regard to the size of their populations or economies.

COVID-19 does not discriminate between rich nations and poor, large nations and small. It does not discriminate between nationalities, ethnicities or ideologies.

Neither do we. This is a time for all of us to be united in our common struggle against a common threat – a dangerous enemy.”

- Director-General Tedros Adhanom Ghebreyesus

