



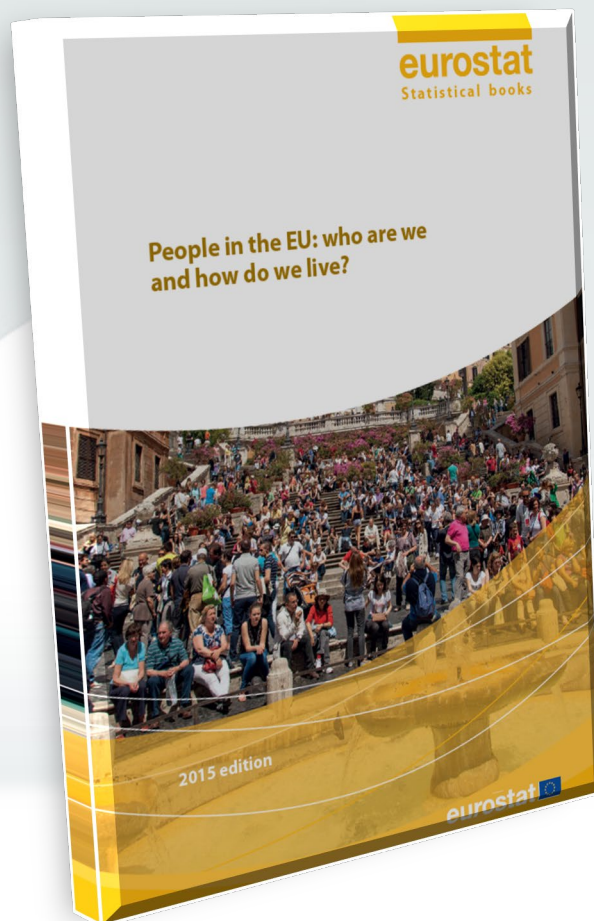
# Editorial planning in Eurostat

**Baiba Grandovska**  
**Eurostat, User Relations**

# Not so long ago

Publications

News releases



European  
Commission

# ...and suddenly



INTERACTIVE  
PUBLICATIONS



## WHAT'S NEW?

[See complete list](#)



29/09/2021

Commercial oil stocks adjust from COVID peak



29/09/2021

22% of people in the EU have high blood pressure



28/09/2021

EU countries recognise occupational risk of COVID-19



28/09/2021

SDGs & me: Responsible consumption and production

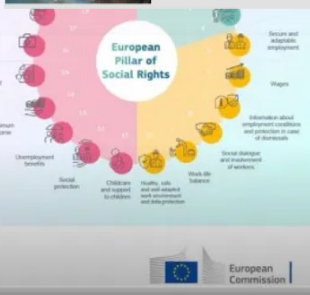
## European Pillar of Social Rights: Social scoreboard of indicators

This event starts at 11:00

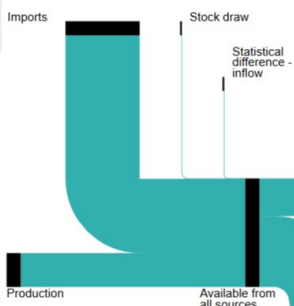

Event organised by Eurostat in cooperation with DG Employment, Social Affairs & Inclusion



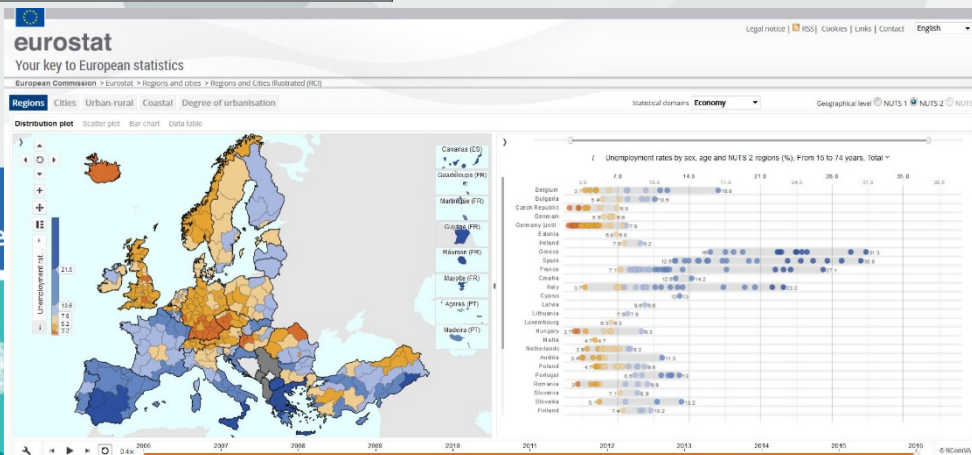

Watch on YouTube



Statistics  
Explained - Your  
guide to  
European  
Statistics



## Key figures on Europe



European  
Commission



# Change of focus



# Planning cycles

**Annual: communication and dissemination programme**

**Weekly: editorial meeting and confirmation of calendar**

# Editorial decisions

## Annual

- Data releases
- Accompanying dissemination products

## Weekly

- What data do our users need at this time?
- What is new in Eurostat?
- How to cover the topic?

# Result

27 September – 1 October 2021				
<div> <div>&lt; &gt;</div> <div>today</div> <div>week list</div> </div>				
Mon 27/09	Tue 28/09	Wed 29/09	Thu 30/09	Fri 01/10
<div>  <b>Preventable and treatable mortality, 2018</b>            Statistics Explained         </div>	<div>  <b>SDG &amp; me: Responsible consumption and production</b>            News article         </div>	<div>  <b>Emergency oil stocks, Q2 2021</b>            News article            Statistics Explained         </div>	<div>  <b>Unemployment, August 2021</b>            Data release            Euro indicator            Statistics Explained         </div>	<div>  <b>Flash Estimate inflation euro area, September 2021</b>            Data release            Euro indicator            Statistics Explained         </div>
<div>  <b>Employment in sport, 2020</b>            News article            Statistics Explained         </div>	<div>  <b>Quality of European statistics</b>            News article            Dedicated section         </div>	<div>  <b>Causes of death, 2018</b>            Statistics Explained         </div>	<div>  <b>Quality of life indicators - natural and living environment</b>            Statistics Explained         </div>	<div>  <b>Ageing Europe</b>            News article            Interactive publication         </div>
	<div>  <b>Possibility to recognize COVID-19 with occupational origin at national level in EU and EFTA countries, 2021</b> </div>	<div>  <b>Causes of death - people over 65, 2018</b>            Statistics Explained         </div>	<div>  <b>Old-age dependency ratio across EU regions, 1 January 2020</b>            News article         </div>	<div>  <b>Service producer prices, Q2/2021</b>            Data release         </div>
		<div>  <b>Cardiovascular</b> </div>		<div>  </div>

# Work in progress

## Challenges

- Confirmed vs. provisional
- Timing for accompanying dissemination products
- Coordination with many stakeholders

## Future

- More extensive annual planning
- Streamlining procedures