



# EUROPEAN INSTITUTE FOR GENDER EQUALITY

Ligia Nobrega | 29 September 2021 | Online Meeting of the UNECE Group of Experts on Gender Statistics



# EIGE's data collection on women and men in decision - WMID

**New dimensions: Covid-19 and Environment & Climate change**



# Women and men in decision-making

EIGE's Gender Statistics Database covers gender statistics on decision-making positions in nine life domains



Politics



Social partners and NGOs



Public administration




Environment and climate change



Judiciary



Media



Business and finance




Education, science and research




Sports

**A decision-making position is a position from which it is possible to take or influence a decision:**



**WITHIN A DOMAIN**

At organisational level.



**WITHIN AN ORGANISATION**

At hierarchical level.

# Data collection method



WMID data are **derived from the records that organisations keep** regarding the personnel occupying key positions within the organisation.



WMID data are **collected either directly** from the organisations covered **or from umbrella organisations** providing data on behalf of member organisations.



Most data are **collected from the websites or other publications** produced by the organisations concerned but some are also collected from **direct contacts**.

# NEW INDICATORS ON DECISION-MAKING RELATED TO COVID-19



# EIGE's data on Covid-19

**Scope:** organisations and positions influencing health policies/actions related to COVID-19

- Further disaggregation of existing indicators:
  - National Governments – senior and/or junior minister of health
  - Parliamentary committees - covering key decision-makers with responsibility for health
  - National Public administrations - senior administrators in ministries dealing with health
  - European agencies related to health and/or COVID-19

**Limit time-series on COVID-19 indicators to start in the first quarter of 2020**

# EIGE's data on Covid-19

## Collecting data for other bodies setup specifically for COVID-19

- New indicators:
  - European Commission's coronavirus response team
  - National scientific advisory bodies - from local/national lockdowns to vaccination programmes





# EIGE's data on Covid-19

## Preliminary data collection on composition of scientific advisory bodies, sample of countries, May 2021

MS	Name (EN)	Type	Head		Members	
			T	W	T	W
BE	Covid-19 Crisis Strategy Expert Group (GEMS)	Ad-hoc group	1	1	23	7
CZ	Central Management Team - Clinical Group (KS COVID)	Ministry working group	1	1	21	10
DK	Danish Health Authority	Public body	1	0	12	7
DK	Epidemic Commission	Parliamentary Committee	1	0	11	3
ES	COVID-19 Technical Scientific Committee	Committee	1	0	7	3
DE	Robert Koch Institute (RKI)	Government agency	1	0	-	-
EE	COVID-19 coronavirus Scientific Advisory Board	Government committee	1	1	6	3
IE	National Public Health Emergency Team (NPHE)	Ministry department	1	0	35	19
EL	National Committee	Ministry working group	1	0	11	1
IT	Scientific Technical Committee	Committee	1	0	11	2
FR	Covid-19 Scientific Council	Ministry department	1	0	17	4
UK-ENG	Scientific Advisory Group for Emergencies (SAGE)	Public body	2	0	38	16
UK-Scot	Scottish Government COVID-19 Advisory Group	Ad-hoc group	1	0	20	7
UK-Wales	Welsh Scientific Advisory Committee		:	:	:	:

# DATA ON ENVIRONMENT AND CLIMATE CHANGE

# EIGE's data on environment

**Scope:** in line with Danish Presidency of the Council indicators: environment, climate change, energy, and transport

- Existing indicators:
  - UNFCCC (bureau of COP & national delegations to COP and SBs)
  - DGs of European Commission (political and administrative positions)
  - Committees in the European Parliament
  - National ministries (ministers & national administrators)



Annual data collection since 2012

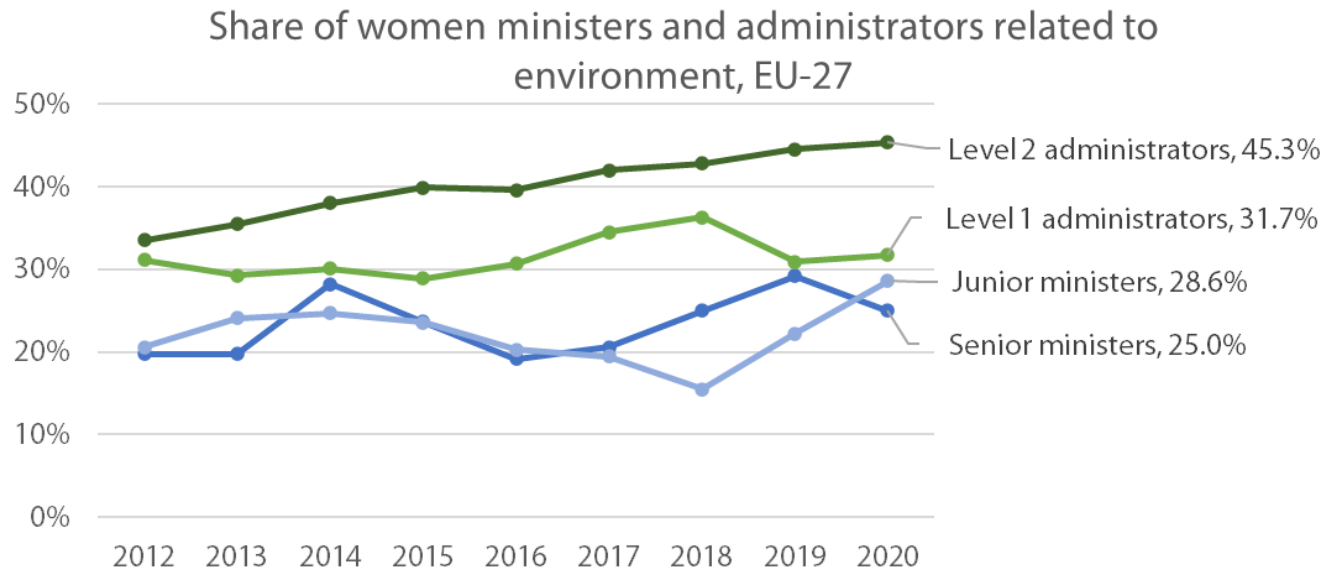


## Ministers by seniority

- Since 2012: 20-30% women amongst both senior and junior ministers (except the blip in 2018 for junior ministers, 15.5%)

## National administrators

- Since 2012: 3 women every 10 Level 1 administrators, but % of women in Level 2 increasing at an average rate of 1.3 pp/year (45.3% in 2020).



# EIGE's data on environment

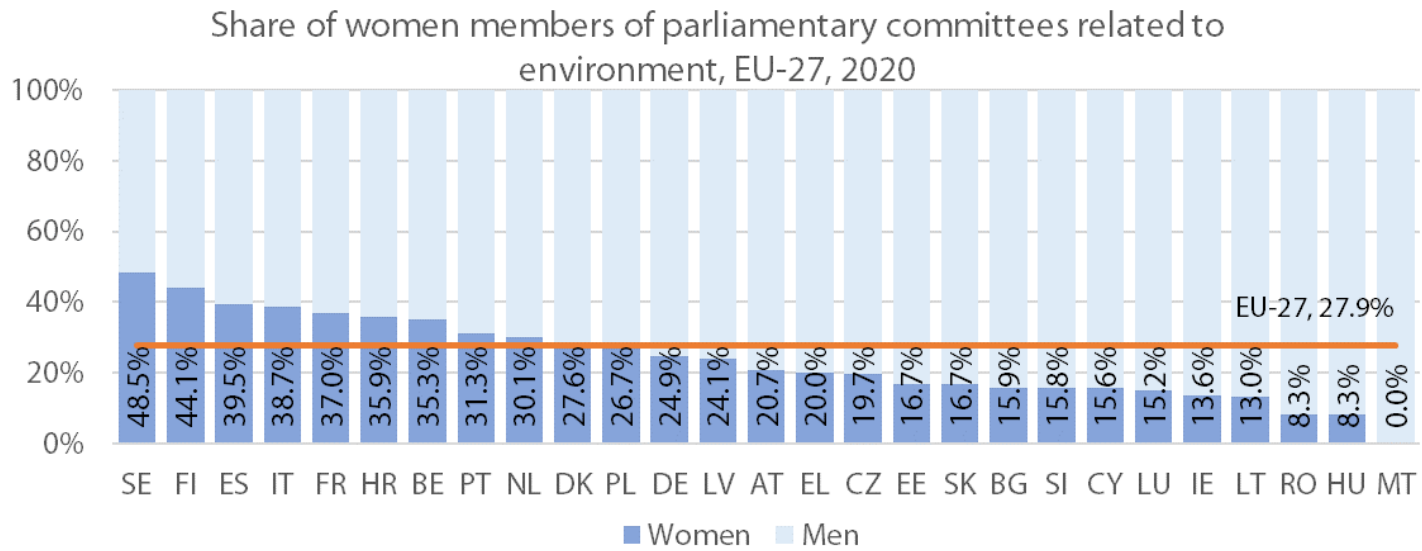
- New proposed indicators:
  - Parliamentary committees in national parliaments
  - European NGOs
  - European agencies
  - European social partner organisations
  - Farm Managers (Eurostat's Farm Structure Survey)



# Environment decision-making at national level

## Parliamentary Committees (2020)

- 27.9% women vs. 32.5% women MPs across national parliaments in EU-27 (2020Q3)
- Gender balance achieved in SE and FI, ES close behind (39.5%)
- Less than 1 in 10 in committee members in RO and HU, no women in MT



# New indicators on women in transport decision-making

Indicators on women and men in decision-making positions disaggregated from EIGE's existing data:

## EU level:

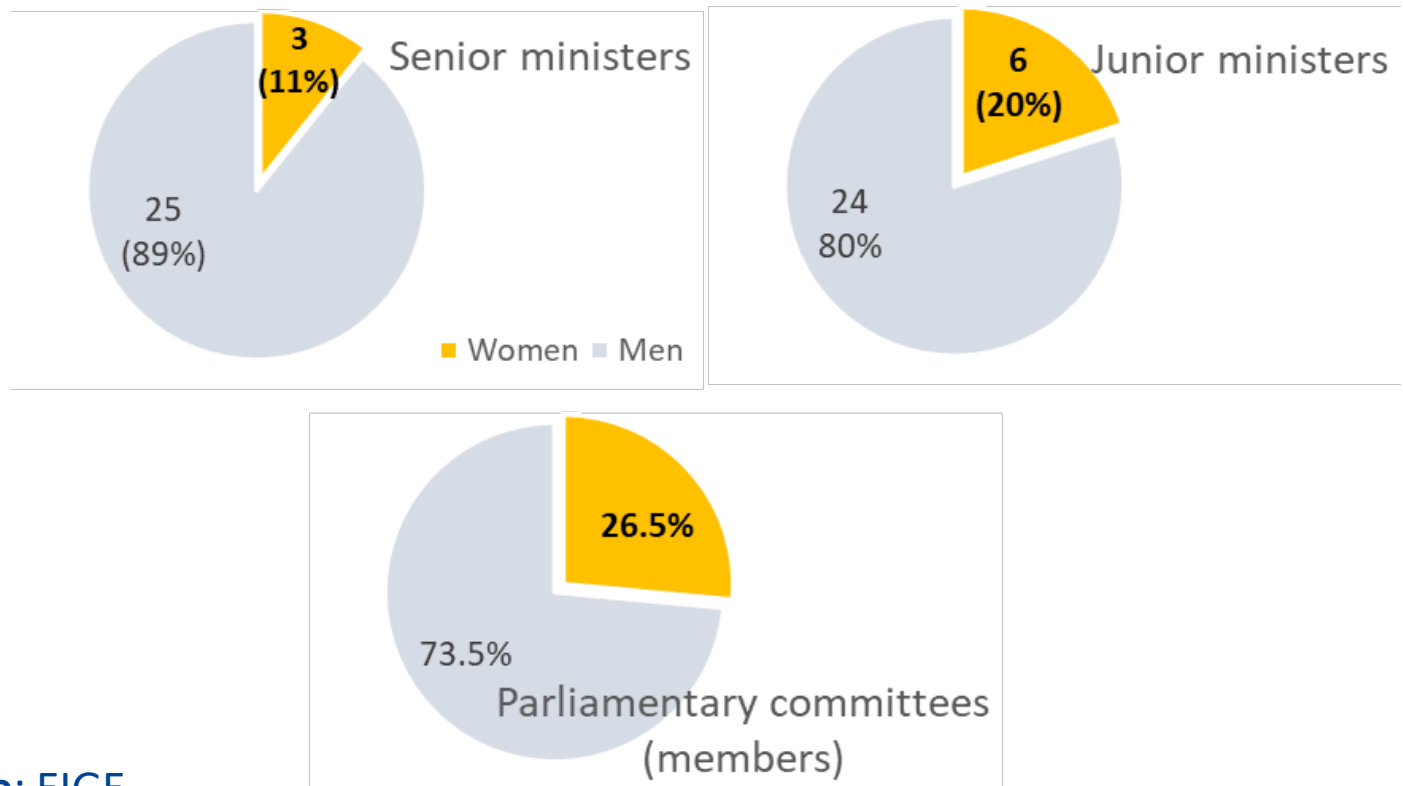
- DG Mobility & Transport (political and administrative positions) (from 2012)
- Transport and Tourism Committee in the European Parliament (from 2012)
- European agencies with competences in transport (from 2003)
- European social partner organisations with competences in transport (from 2003)

## National level:

- Senior and junior ministers responsible for transport (from 2020)
- Permanent/standing parliamentary committees dealing with transport (from 2017)



# Gender balance in Transport decision-making at national level, 2020



Source: EIGE



# Let's talk!

## Connect with us!



[eige.europa.eu](http://eige.europa.eu)



[facebook.com/  
eige.europa.eu](https://facebook.com/eige.europa.eu)



[twitter.com/  
eurogender](https://twitter.com/eurogender)



[eige.europa.eu/  
newsletter](http://eige.europa.eu/newsletter)



[eurogender.eige.  
europa.eu](http://eurogender.eige.europa.eu)



[youtube.com/  
user/eurogender](https://youtube.com/user/eurogender)



[linkedin.com/  
company/eige](https://linkedin.com/company/eige)



**Gedimino pr. 16,  
LT-01103 Vilnius,  
Lithuania**

come in for a  
chat!