



# Statistics for SDGs a in post COVID-19 environment

Fiona Dawe  
1<sup>st</sup> April 2021

# Introduction

Statistics have never been more important

ONS at the forefront – over 1000 publications

Substantial implications for the future



# ONS in the headlines

## One in three Britons live in a COVID-FREE zone: Calls for a quicker end to lockdown as figures show number of areas with no cases has doubled in a week

- Some areas have had no new infections for a month, according to official data
- Counties are divided into 6,791 zones, known as Middle Super Output Areas
- Outbreaks are recorded if the number of new infections is greater than two
- 2,426 of them in England had effectively no new cases in the week up to March

By [MARTIN BECKFORD](#) and [NICK CONSTABLE FOR THE DAILY MAIL](#)  
PUBLISHED: 23:13, 12 March 2021 | UPDATED: 21:42, 13 March 2021

Evening Standard

SPORT BUSINESS ES MONEY CULTURE INSIDER THE ESCAPIST THE REVELLER

NEWS > UK

## Care home resident Covid deaths fall by more than three quarters in month – ONS

INDEPENDENT

Support us

Contribute

Subscribe

LO

NEWS INDEPENDENT TV CLIMATE US POLITICS COVID-19 ADVICE FOOTBALL VOICES CULTURE PREMIUM INDY/LIFE INDYBEST INDY100



AstraZeneca vaccine is safe, insists Dominic Raab

## One in three people in England have coronavirus antibodies, new estimates show

Total of 15.6 million people aged over 16 estimated to have some form of protection against Covid-19, according to Office for National Statistics

CITYA.M. ☰

Latest News

Opinion

Brexit

CryptoAM

Podcast

Life



City Talk



CFA Institute Talk

## Covid-19: Forget the fashion pages, the ONS inflation basket tells us pandemic shopping trends

INDEPENDENT

Support us

Contribute

Subscribe

LO

NEWS INDEPENDENT TV CLIMATE US POLITICS COVID-19 ADVICE FOOTBALL VOICES CULTURE PREMIUM INDY/LIFE INDYBEST INDY100



## UK unemployment rate hits 44-year low as number in work hits record high

Real wages rise at fastest pace since August 2016 but average earnings remain below pre-financial crisis peak

# Challenges of Covid-19

Balancing Covid-19 response and ONS core statistics

Disruption to data collection:

- Suspended face-to-face interviewing
- Move to telephone interviews
- Suspended International Passenger Survey
- Shops and businesses closed

# Our response Health



**Table 1: Indicators of clinically extremely vulnerable people following shielding advice**  
England, 9 July to 16 July 2020

	14 May to 19 May	28 May to 3 June	9 June to 18 June	24 June to 30 June	9 July to 16 July
Percentage that report completely following shielding advice	63	62	63	58	60
Percentage that report either not leaving the house at all or leaving the house only for exercise	65	67	64	60	48
Percentage receiving no visitors, except for support with personal care	86	87	83	77	65

Source: Office for National Statistics – Shielding Behavioural Survey

## Deaths registered weekly in England and Wales, provisional: week ending 5 March 2021

Provisional counts of the number of deaths registered in England and Wales, including deaths involving the coronavirus (COVID-19), by age, sex and region, in the latest weeks for which data are available.

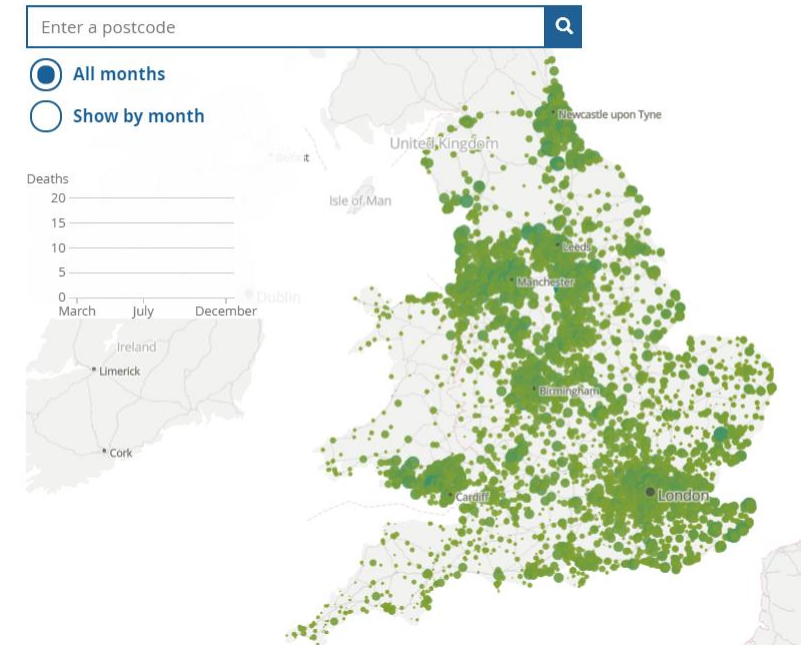
**TARGET 3.3**

**FIGHT COMMUNICABLE DISEASES**

**TARGET 3.B**

**SUPPORT RESEARCH, DEVELOPMENT AND UNIVERSAL ACCESS TO AFFORDABLE VACCINES AND MEDICINES**

Number of deaths due to COVID-19 in Middle Layer Super Output Areas, death registered between March to December 2020, England and Wales



## Coronavirus (COVID-19) Infection Survey, UK Statistical bulletins


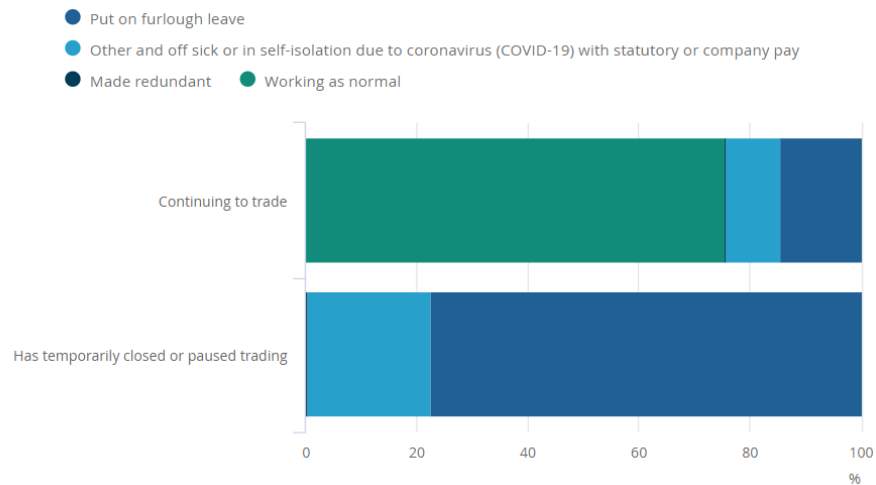
Estimates for England, Wales, Northern Ireland and Scotland. This survey is being delivered in partnership with University of Oxford, University of Manchester, Public Health England and Wellcome Trust.

# Our response

## Economy and Environment

Figure 1: For responding businesses that were still trading or had temporarily paused trading, just over a quarter of the workforce had been furloughed

Proportion of the workforce by working arrangements, for responding businesses that were still trading or had temporarily paused trading, UK, 23 March 2020 to 5 April 2020



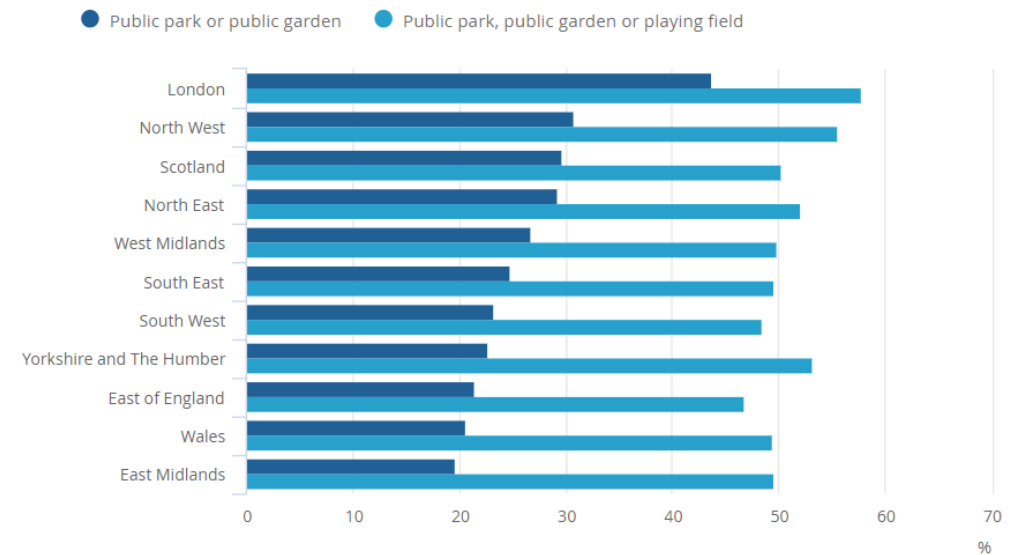
TARGET 11-7



PROVIDE ACCESS TO SAFE AND INCLUSIVE GREEN AND PUBLIC SPACES

London has the highest percentage of its population within easy reach of a public park

Percentage of population within five minutes walking distance of a park or playing field, by region and country of Great Britain



# Our response

## Social

### OPN specific analysis:

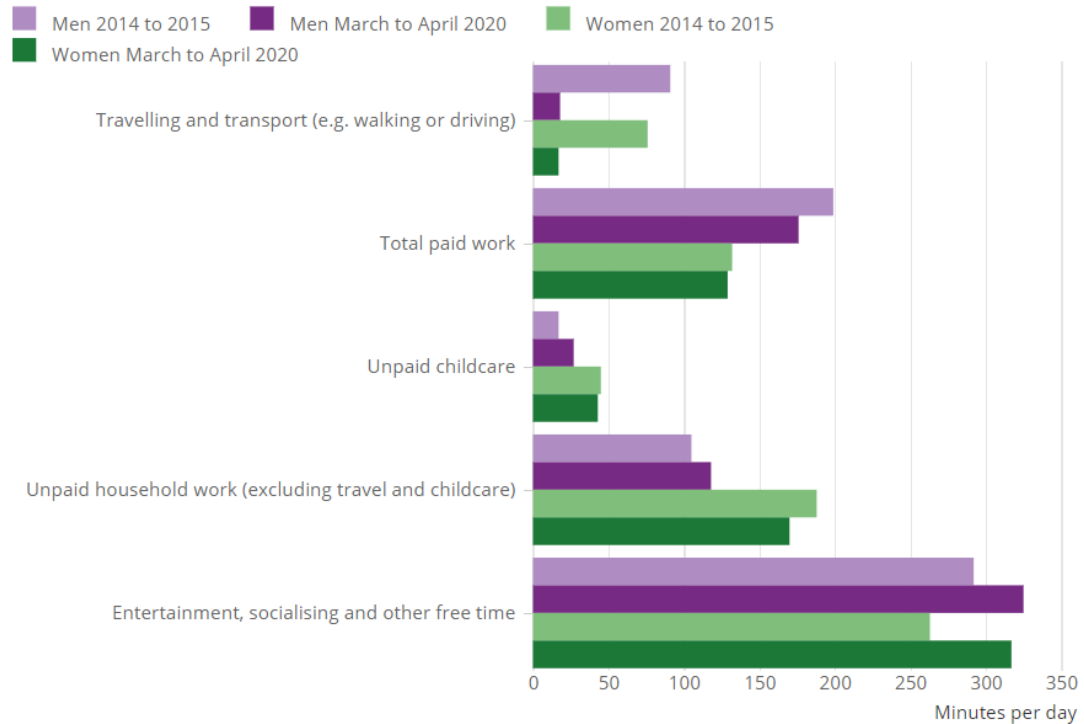
- Disability
- Age
- Sex differences
- Income



**LEAVE  
NO ONE  
BEHIND**

**Figure 2: The gap in unpaid work between men and women remains large at over an hour per day**

Minutes of main activity a day by sex for adults aged 18 years and over, 2014 to 2015 for the UK and 28 March to 26 April 2020 for Great Britain



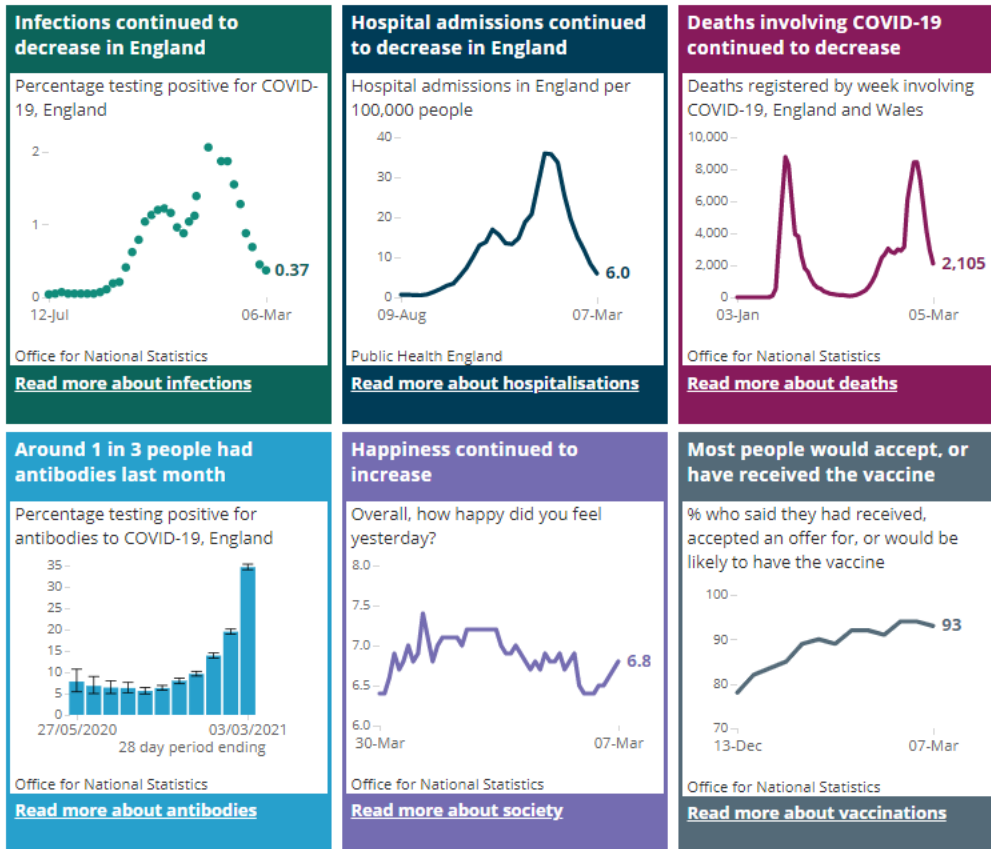
**TARGET 5·4**

**VALUE UNPAID CARE  
AND PROMOTE SHARED  
DOMESTIC  
RESPONSIBILITIES**

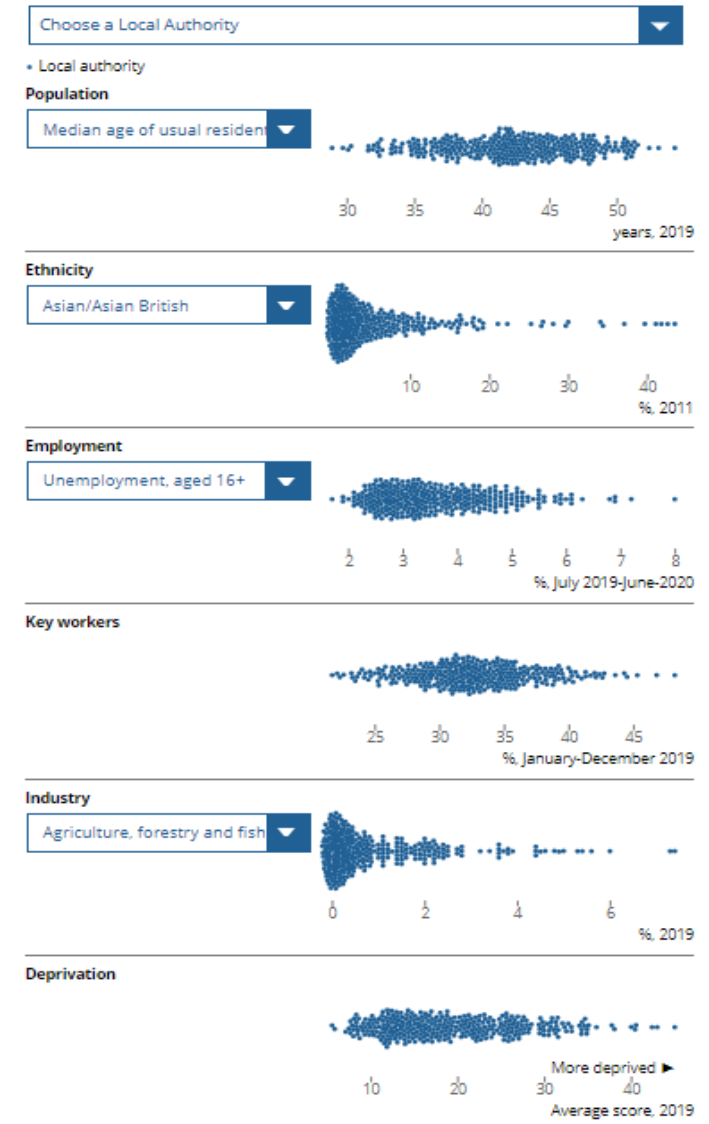


# New communication methods

## Latest headlines about the pandemic



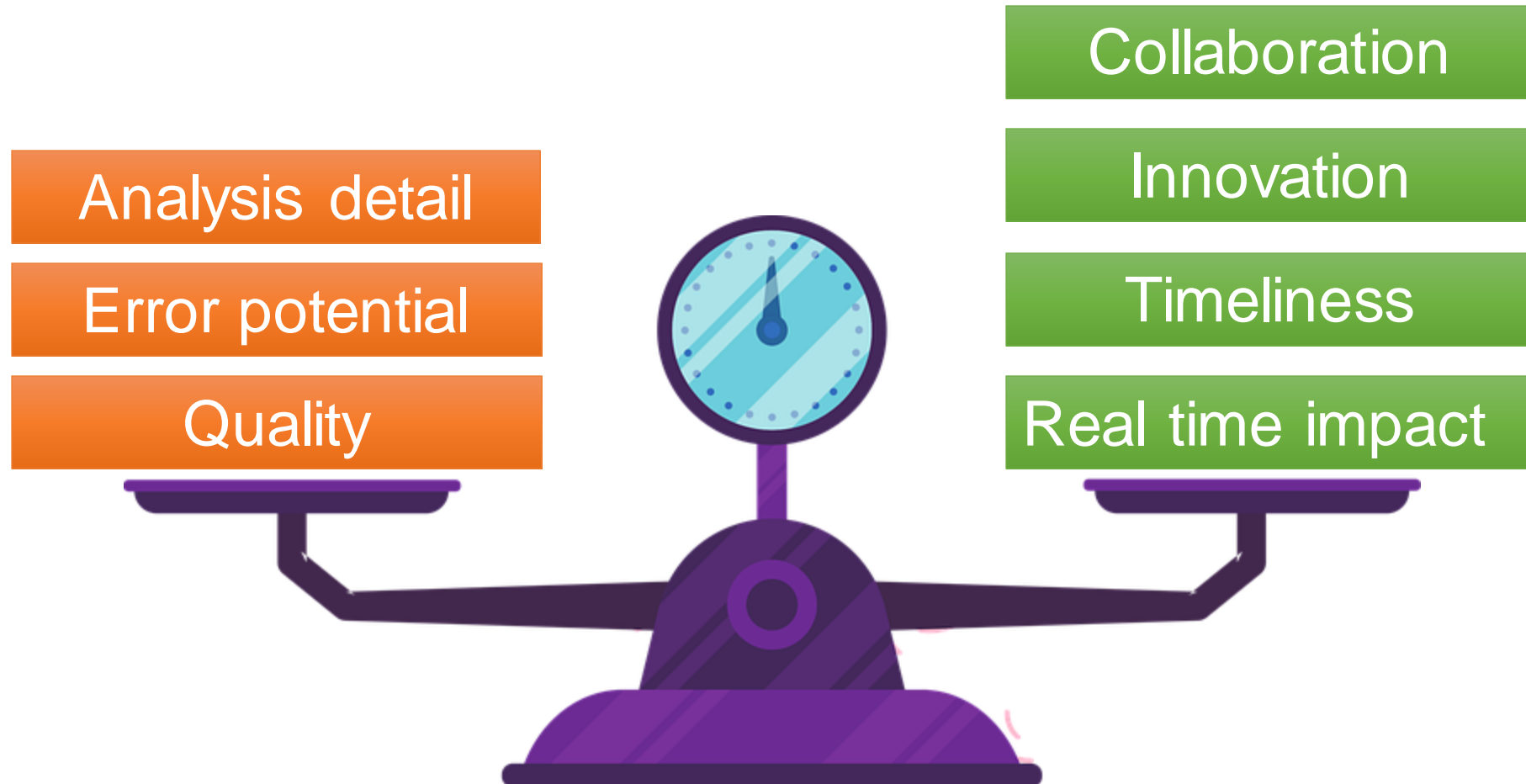
[Embed code](#)



Source: Office for National Statistics, Ministry of Housing, Communities and Local Government  
[Embed code](#)



# Risks and rewards



# 2020 Outcomes

- Provided insights and analysis to inform decision making
- Maintained our core statistical outputs
- New insight and analysis

UK Statistic of the Year  
**Winner: 17,750**

The number of excess deaths in April in **care homes in England and Wales** over four weeks (4th April - 1st May).

Total deaths in care homes were **200% higher than the five-year average**, compared with 85% higher in the home, and 65% higher in hospitals.



UK Statistic of the Year  
**Highly Commended: 19%**

Around one in five (19%) adults were likely to be experiencing some form of **depression** during the coronavirus pandemic (June 2020).

This almost **doubled** from an average of around one in ten (10%) before the pandemic (July 2019 to March 2020).



# Lessons learnt

Rapid, flexible working

Radical and ambitious

Collaborations



# Implications for the future

Timely data

Inclusivity

Engagement

Work with partners



**DECADE  
OF >>>  
ACTION**



# Contacts

email



[SustainableDevelopment@ons.gov.uk](mailto:SustainableDevelopment@ons.gov.uk)

web



[sdgdata.gov.uk](http://sdgdata.gov.uk)



UK data for SDGs

social



[@ONS](https://twitter.com/ONS)



Office for National Statistics

SUSTAINABLE  
DEVELOPMENT GOALS