

Open Source Data Platforms for SDGs

Lessons learned from Poland

Renata Bielak

SDG platform – sdg.gov.pl/en

Global indicator set

National indicator set

Statistics for the SDGs – global indicators

Statistics for the SDGs – national indicators

Click on Sustainable Development Goal for indicators


Click on Sustainable Development Goal for indicators



Knowledge platform on SDGs

- Information about 2030 Agenda
- SDGs in UN, EU, OECD, Poland
- Role of official statistics
- Publications

...nda for Sustainable
...ing the Sustainable
...ical Forum. On this
... has prepared the
... to a picture of our




...ountry, indicated in
...pared for this year's
...to foreign recipients, is available only in the

...the implementation
...ent Goals in Poland.
...nal approach to the
...g a list of national
...each SDG. Voluntary
...m. In 2018, Poland



The 2030 Agenda in Poland. National priorities – joint actions

The publication by the Ministry of Entrepreneurship and Technology, released in relation to this year's **National Forum of the 2030 Agenda Stakeholders**, outlines SDG priorities for Poland as well as progress in their implementation. It presents selected governmental actions and strategic projects within individual SDGs as well as examples of the 2030 Agenda stakeholders' engagement, including Statistics Poland as an initiator of the action "Statistics without barriers 'cause everybody counts" (related to SDG 8. Economic growth and decent work). The



Report 2020 - Poland on the way to SDGs



[Editorial team](#)

[Contact](#)



[Home](#) [Note to the reader](#) [People](#) [Prosperity](#) [Planet](#) [Peace](#) [Partnership](#) [International SDG ratings](#)



Welcome to the first digital publication of Statistics Poland entitled “Poland on the way to SDGs. Report 2020”, prepared for the 5th anniversary of Poland’s signing the 2030 Agenda for Sustainable Development.

This anniversary provides a great opportunity to sum up Poland’s progress in achieving Sustainable Development Goals (SDGs) specified in the 2030 Agenda. The publication presents the process of social and economic transformations in Poland in a global and European Union context, which allows a comparison between Poland’s achievements and those of countries with similar socio-economic determinants. If you wish to learn more about the areas in which Poland has achieved the most progress and which still remain challenging, join us on this journey towards Poland’s sustainable development seen throughout statistics.

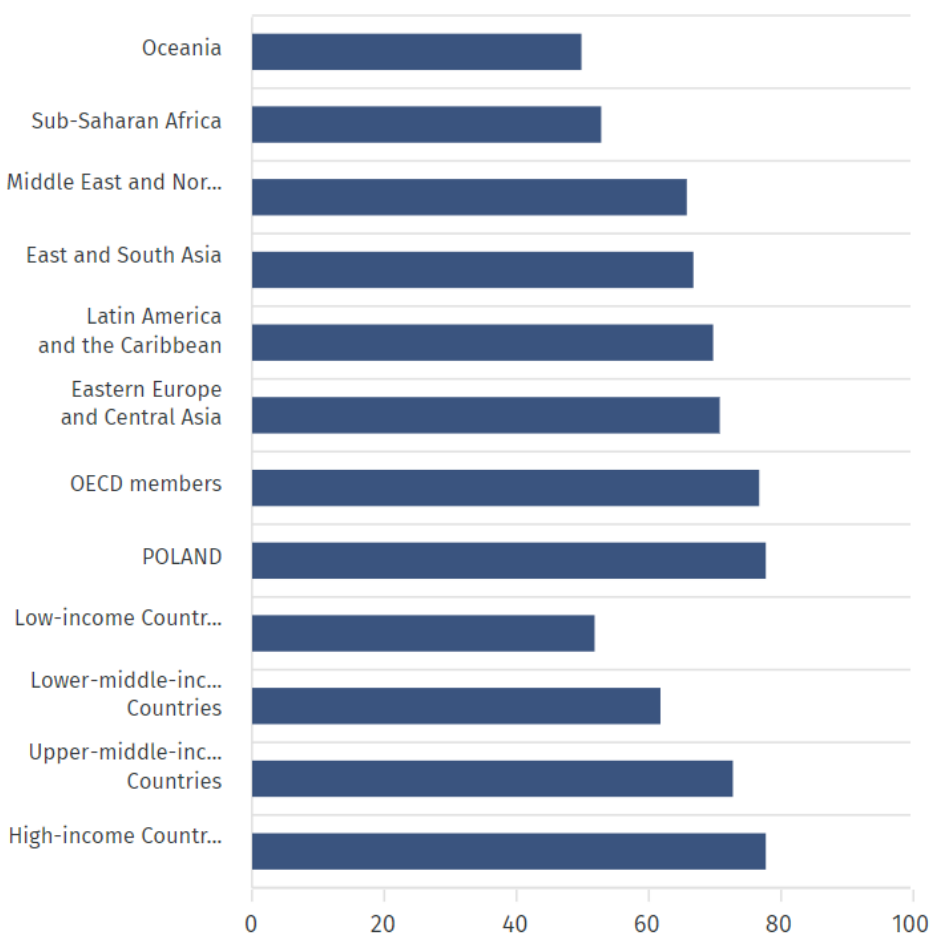
We would also like to encourage those Readers whom our publication inspires to seek more statistical information on Poland in the context of Sustainable Development Goals to regularly visit our [national reporting platform SDG](#).

We wish you a pleasant reading.

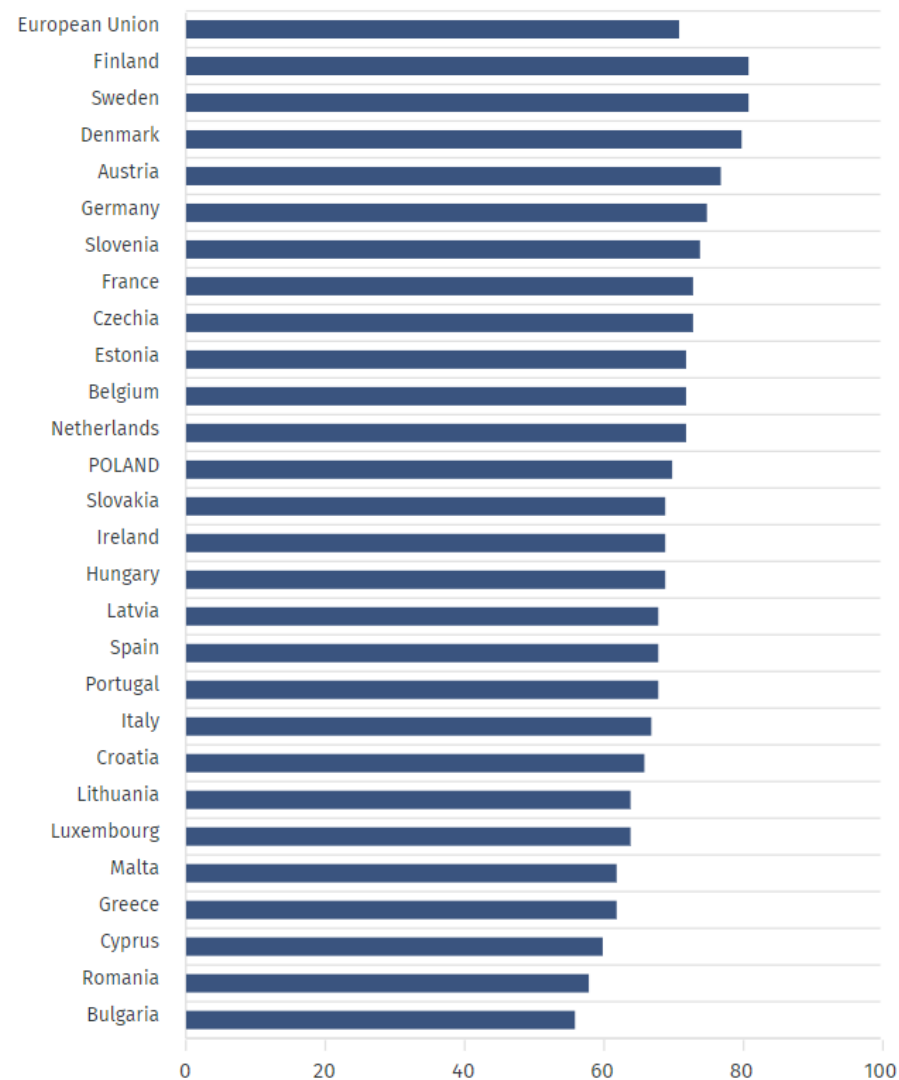












Global SDG Index (%)





SDG Index for EU countries 2020 (%)



Partnerships for SDGs







National Reporting Platform - SDG        

  [About SDG](#) [PL Statistics](#) [Reporting Status](#) [Business indicators](#)

Business indicators

Entrepreneurs have a special impact on sustainable development, though it is hard to measure. Global indicators for monitoring countries and world's progress towards the SDGs are not fit for business purposes.

That is the reason why we offer [Impact Barometer](#) to entrepreneurs – a free-of-charge tool for enterprise self-assessment of its contribution to sustainable development. Whereas the aggregated measurement results will give a picture of Polish business impact on the SDGs. The tool is a set of indicators relevant to business specifics with instructions how to calculate them. It was developed under [the 17 Goals Campaign](#) with substantive support from Statistics Poland and in cooperation with business and academic experts.

 3 GOOD HEALTH AND WELL-BEING	 4 QUALITY EDUCATION	 5 GENDER EQUALITY	 8 DECENT WORK AND ECONOMIC GROWTH	 9 INDUSTRY, INNOVATION AND INFRASTRUCTURE	 12 RESPONSIBLE CONSUMPTION AND PRODUCTION
3.1 Average health care expenditure per employee	4.1 Average number of training hours per employee	5.1 Percentage of women in managerial positions	8.1 Value added of the company per employee	9.1 Expenditure on innovations in relation to revenue	12.1 Material efficiency 12.2 Energy efficiency



Cross-sectoral initiative supporting business in measurement its' impact on the SDGs



NRP based on open source model – pros and cons

Advantages	Disadvantages
<ul style="list-style-type: none">• Acting in harmony with SDGs spirit	<ul style="list-style-type: none">• Limited flexibility (challenging to adjust to the specific needs)
<ul style="list-style-type: none">• Following the CES Road Map on statistics for SDGs	<ul style="list-style-type: none">• Technical knowledge required to further developments and customization
<ul style="list-style-type: none">• Friendly and easy for users; unified layout favors custodian agencies	<ul style="list-style-type: none">• Need for additional staff (including IT experts) to maintain and develop the platform
<ul style="list-style-type: none">• Easy to implement	<ul style="list-style-type: none">• Not possible to link data uploading with different data sources
<ul style="list-style-type: none">• Low costs	

SDG platform – what's next

- Implementation of changes in global indicators according to Comprehensive Review
- More disaggregated data to be presented (LNOB)
- Modernising data visualisation
- Annual SDG reports
- Making the list of global SDG targets available for users
- SDMX implementation

More information at: stat.gov.pl/en/

Renata Bielak

r.bielak@stat.gov.pl