

# Как может измениться взаимодействие с пользователями из-за пандемии

Магдалена Амброх

01.04.2021, 5-е Совещание экспертов по статистике в  
области ЦУР

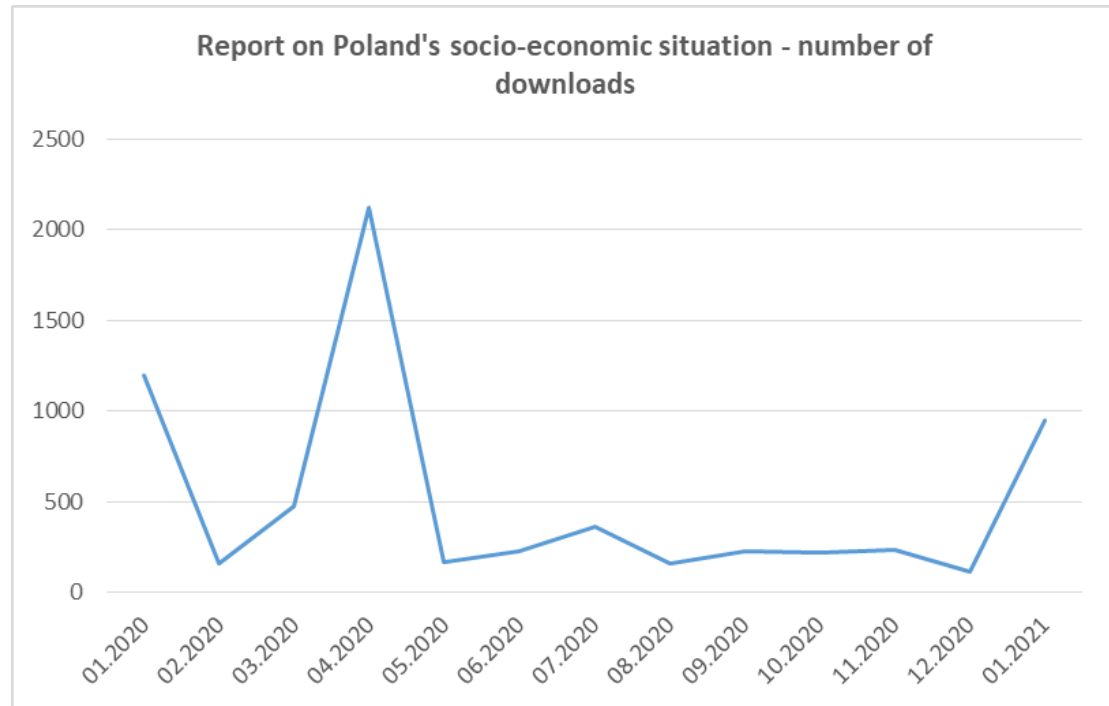
ЦУР после Covid

# Кризис из-за COVID изменил прежний мир, который мы знали



# Неопределенность подпитывает спрос на информацию

## Данные



## Объяснение

### Consumer price indices in March 2020

As a result of restrictions on trade and the movement of people, introduced gradually in the past weeks to prevent the coronavirus from spreading, many shops and points providing personal services were closed. The organization of cultural and sporting events was suspended. Travel and accommodation services have been significantly reduced. These changes strongly affected the possibility of collecting retail price data.

Major problems concern the data collection in the field. In March of the current year, however, it was possible to collect a large share of the information on prices during the period when sales took place under unchanged conditions. The missing data was completed by the price collectors primarily in a remote way – by e-mail, telephone, through websites. Prices that could not be collected using these methods were estimated according to current methodological procedures and Eurostat guidelines in this regard. The largest share of missing data

# Статистика: Польша и COVID-19

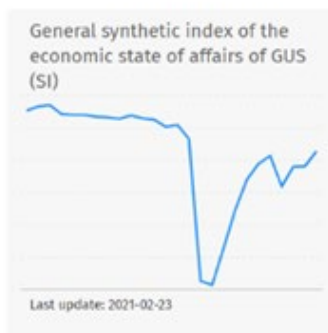
<https://stat.gov.pl/en/covid/>

**GUS** | Economic dashboard

**SARS-COV2 in Poland**  
**Infected active cases: 1984 248**  
Source of data: Ministry of Health  
As of: 2021-03-18 10:00

**Deaths: 48 388**  
Source of data: Ministry of Health  
As of: 2021-03-18 10:00

**New infection cases: 27 278**  
Source of data: Ministry of Health  
As of: 2021-03-18 10:00  
Last update: 2021-03-18


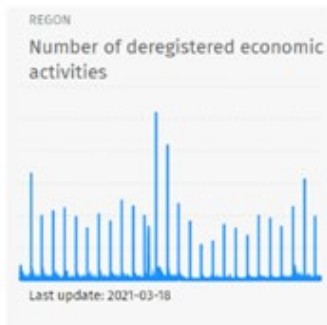


Daily statistics of REGON

**Registered activities: 1 545**  
As of: 2021-03-17

**Deregistered activities: 868**  
As of: 2021-03-17

**Suspended activities: 55**  
As of: 2021-03-17  
Last update: 2021-03-18



Statistics related to COVID-19

Latest studies

- 17.02.2021  
Average paid employment and average gross wages and salaries in enterprise sector in January 2021
- 22.01.2021  
Business tendency in manufacturing, construction, trade and services - January 2021
- 14.01.2021  
Occupancy of tourist accommodation establishments in Poland in October and November 2020

All studies

Additional questions related to COVID-19 in our studies by area

[ Business tendency | Culture | Industry | Labour market | Living conditions/Consumer tendency | Information society | Situation of business entities | Social economy | Tourism ]

# Пандемия – триггер для перемен

## СТАТИСТИЧЕСКИЕ ПРОДУКТЫ

Базы данных и  
аналитические  
инструменты

Публикации

Традиционные  
(в онлайн-  
формате/бумажно  
м виде)

В цифровой  
форме -  
***НОВШЕСТВО!***



## Report 2020 Poland on the way to SDGs



[Editorial team](#) [Contact](#)   

[Home](#) [Note to the reader](#) [People](#) [Prosperity](#) [Planet](#) [Peace](#) [Partnership](#) [International SDG ratings](#)



Welcome to the first digital publication of Statistics Poland entitled “Poland on the way to SDGs. Report 2020”, prepared for the 5th anniversary of Poland’s signing the [2030 Agenda for Sustainable Development](#).

This anniversary provides a great opportunity to sum up Poland’s progress in achieving Sustainable Development Goals (SDGs) specified in the 2030 Agenda. The publication presents the process of social and economic transformations in Poland in a global and European Union context, which allows a comparison between Poland’s achievements and those of countries with similar socio-economic determinants. If you wish to learn more about the areas in which Poland has achieved the most progress and which still remain challenging, join us on this journey towards Poland’s sustainable development seen throughout statistics.

We would also like to encourage those Readers whom our publication inspires to seek more statistical information on Poland in the context of Sustainable Development Goals to regularly visit our [national reporting platform SDG](#).

We wish you a pleasant reading.



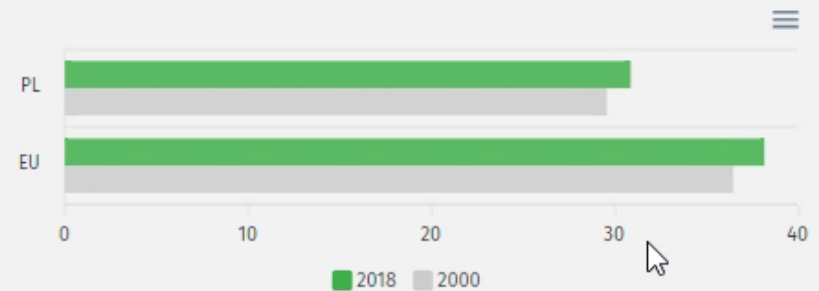
# Цифровизация означает гибкость

## Condition of Polish forests

Year by year, less and less land is being planted with new forest (in 2000, it was 23,000 hectares, and in 2018 only 1,000 hectares). One of the factors contributing to this decline are changes in the criteria for designating private arable land to the forest-planting purposes in the framework of the 2007-2013 Rural Development Programme.

Since 1989, the health condition of Polish trees has been assessed in the framework of the Forest Monitoring Programme. Its results indicate that most trees in Polish forests are aged 41-80 years. They cover 44% of the total area occupied by Polish forests. The health condition of Polish trees, evaluated on the basis of the degree of the tree top defoliation, is now slightly better than two decades ago. 88% of trees in Polish forests are damaged, which is just slightly less than in 2000 (89%). The percentage of trees with medium to large damages, i.e. those whose defoliation exceeds 25%, has decreased considerably since 2000 (from 32% to 18%), whereas the percentage of trees slightly damaged, i.e. those with defoliation level of 11-25%, has increased (from 58% in 2000 to 70% at present).

Share of forest land in land area (%)



Show data

Download more data (.xls)

# Цифровизация означает гибкость



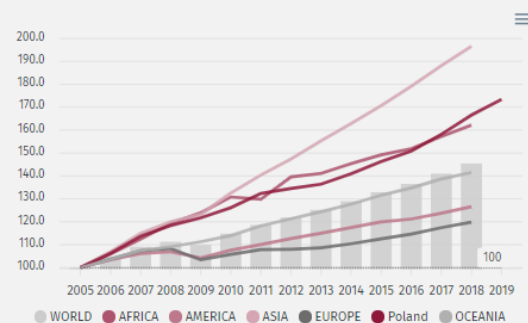
## Goal 8. Promote sustained, inclusive and sustainable economic growth, full and productive employment and decent work for all

### Economic growth worldwide

Since 2005, the global economy has expanded in real terms by 45%. Year by year, it has been growing at a relatively stable rate, with the exception of 2008-2009, when the economic crisis affected the majority of regions in the world. As a consequence, in 2009 the global GDP declined in annual terms by 1.3%.

Compared to the figures from 2005, the region that has recorded the largest GDP growth – almost two-fold – is Asia. However, the growth rate has been uneven there: significantly weaker GDP growth compared to other parts of the region was reported in Western Asia (67%), which consists of countries such as Saudi Arabia, the United Arab Emirates and Israel (growth below the average for the region), Syria (deep fall of GDP), but also Qatar, Turkey or Iraq (with high GDP growth). Over the same period, Africa's GDP has increased by 62% (more in sub-Saharan Africa – by 79%, than in Northern Africa – 36%), and that of Oceania by 42%. The economy of both Americas jointly has grown by 27%, and faster so in Latin America and the Caribbean (34%) than in Northern America (25%). Europe's GDP has exceeded that of 2005 by 20% in real terms, yet the pace of this growth has greatly varied across the region. For example, the economy of Southern Europe has expanded by 4%, whereas that of Eastern Europe by 40% (Poland's GDP growth has amounted to about 70%).

GDP real growth (2005=100)



Show data

Download more data (.xls)



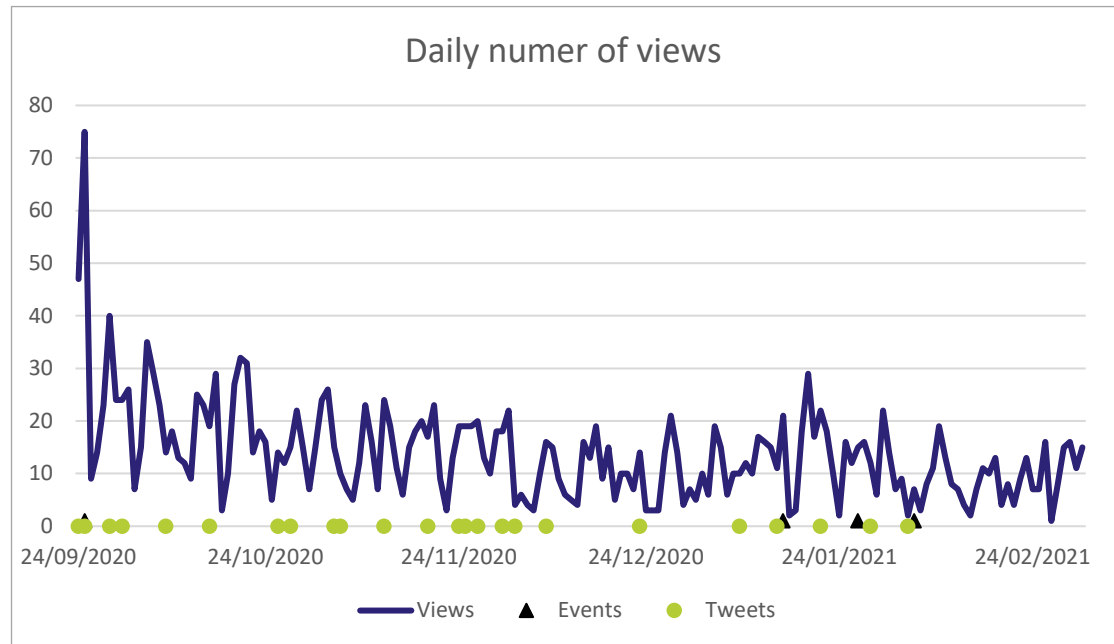
# Рост аудитории

## Отчет за 2020 год. Польша на пути к ЦУР

### Кампания в Твиттере – 24 твита



**Statistics Poland** @StatPoland · 22 sty ...  
Forests are home and refuge for the most flora and fauna species in the world. 🌲🐿️  
What is the forest area in #Poland? 🤔  
Find out from the #Planet chapter of #ReportSDG at [raportsdg.stat.gov.pl/2020/en/index...](https://raportsdg.stat.gov.pl/2020/en/index...)  
[#statistics](#) [#StatisticsPoland](#) [#SDG15](#)



# Публикация информации: что ждет нас в будущем?

## Аспекты, которые необходимо учитывать

- Цель публикации
- Аудитория
- Посыл



Дополнительная информация: [sdg.gov.pl](https://sdg.gov.pl)

Магдалена Амброх

[m.ambroch@stat.gov.pl](mailto:m.ambroch@stat.gov.pl)