



Economic Commission for Europe**Administrative Committee for the TIR Convention, 1975****Seventy-fourth session**

Geneva, 9–11 February 2021

Item 4 (a) (i) of the provisional agenda

Activities and administration of the TIR Executive Board**Activities of the TIR Executive Board****Report by the Chair of the TIR Executive Board****Prices of TIR Carnets****Note by the secretariat****I. Background**

1. Since the entry into force, on 1 January 2012, of the amendments to Annex 9, Part I of the TIR Convention, 1975, one of the obligations of national associations is to provide the TIR Executive Board (TIRExB), annually, before 1 March, with the price of each type of TIR Carnet it issues.

II. Information received

2. In 2012, the secretariat received information from 10 associations. In 2013, 2014, 2015, 2016, 2017, 2018 and 2019, 48, 49, 50, 51, 48 and 50 associations, respectively, provided TIRExB with data on the prices of each type of TIR Carnets they issue.

3. To date, 50 associations have provided TIRExB with the 2020 prices.

4. The prices received for 2012, 2013, 2014, 2015, 2016, 2017, 2018, 2019 and 2020, converted to United States dollars (USD)¹, are presented in Annexes I, II, III, IV, V, VI; VII, VIII and IX.

III. Analysis

5. At its sixty-third session, the Administrative Committee of the TIR Convention, 1975 (AC.2) considered the preliminary analysis of the 2015 TIR Carnet prices, as contained in Annex V of document ECE/TRANS/WP.30/AC.2/2016/2. It was of the view that the analysis provides useful information in fulfilment of the mandate of TIRExB to monitor TIR Carnet prices and should be repeated annually and reported to the Committee whenever significant changes in TIR Carnet prices are identified.

¹ Exchange rates: <http://treasury.un.org/operationalrates/OperationalRates.aspx>



6. Annex X contains the analysis of the 2020 TIR Carnet prices.

IV. Disclaimer

7. The prices charged by the various issuing associations are not always comparable. Some associations report prices including taxes (e.g. VAT) and fees (e.g. insurance fees) while others do not include some or all of these taxes and fees in the prices they report. Furthermore, national practices, such as the obligation to deposit an amount of money with the association or the payment of annual membership fees, also have an influence on the prices charged for TIR Carnets.

V. Survey on TIR Carnet prices

8. At the request of TIRExB at its seventy-ninth session (ECE/TRANS/WP.30/AC.2/2019/11, para. 40), the secretariat circulated a new questionnaire on TIR Carnet prices for the year 2020. The new questionnaire clearly requests issuing associations to report the prices including all taxes and fees. The 2020 questionnaire remained identical. To date, 49 issuing associations replied to the questionnaire (i.e. used by all associations that replied but one).

VI. Considerations by TIRExB

9. TIRExB considered the prices of TIR Carnets for the year 2020 together with an analysis by the secretariat. Taking note that no significant changes had arisen since the last survey, TIRExB instructed the secretariat to publish 2020 prices on the TIRExB website and submit the prices and analysis to AC.2 at its February 2021 session.

VII. Considerations by the Committee

10. The Committee may wish to take note of the prices presented in Annexes I, II, III, IV, V, VI, VII, VIII and IX as well as the results of the analysis of the 2020 TIR Carnet prices contained in Annex X.

Annex I

Table I.1
2012 Prices

(2012 prices in United States dollars)

Country	Association	4 Volets TIR Carnet		4 Volets TIR Carnet (Pilot/EU)		6 Volets TIR Carnet		14 Volets TIR Carnet		20 Volets TIR Carnet	
		Member/ National	Non- member/ Foreign	Member/ National	Non- member/ Foreign	Member/ National	Non- member/ Foreign	Member/ National	Non- member/ Foreign	Member/ National	Non- member/ Foreign
Austria	AISÖ	58.91	62.83			78.54	86.39	111.27	117.81		
Czech Republic	CESMAD BOHEMIA	72.46	72.46	58.51	58.51	102.52	102.52	105.21	105.21	107.89	107.89
Hungary	MKFE	64.55	64.55					92.21	92.21		
Italy	UICCIAA	79.47	79.47					101.99	101.99	109.93	109.93
Montenegro	PKCG							130.90	130.90		
Poland	ZMPD	51.71	51.71	42.27	42.27			71.83	71.83	80.32	80.32
Romania	UNTRR	115.18	115.18			129.58	129.58	130.89	130.89		
Russian Federation	ASMAP	64.23	64.23	56.69	56.69	86.14	86.14	87.13	87.13		
Republic of Serbia	CCIS-ATT	90.25	90.25			134.98	134.98	135.72	135.72	139.95	139.95
Turkey	TOBB	68.54	68.54	50.00	50.00	102.25	102.25	109.55	109.55	112.36	112.36

Annex II

Table II.1
2013 Prices
 (2013 prices in United States dollars)

Country	Association	4 Volets TIR Carnet		4 Volets TIR Carnet (Pilot/EU)		6 Volets TIR Carnet		14 Volets TIR Carnet		20 Volets TIR Carnet	
		Member/ National	Non- member/ Foreign	Member/ National	Non- member/ Foreign	Member/ National	Non- member/ Foreign	Member/ National	Non- member/ Foreign	Member/ National	Non- member/ Foreign
Armenia	AIRCA										
Austria	AISÖ	62.83	66.76			82.47	90.32	115.19	121.74		
Azerbaijan	ABADA	148.75	148.75					174.40	174.40		
Belarus	BAMAP	43.01	58.60	37.10	48.39			58.06	85.48		
Belgium	FEBETRA	97.69	97.69					128.90	128.90		
Bosnia and Herzegovina	AIRH							127.84	127.84	129.38	129.38
Bulgaria	AEBTRI	72.96	121.82	60.91				101.74	121.82		
Croatia	TRANSPORTKOM	135.78	135.78					117.67	117.67	145.69	145.69
Czech Republic	CESMAD	71.39	71.39	57.64	57.64	101.00	101.00	103.65	103.65	106.29	106.29
Denmark	DTL					193.59	193.59	193.59	193.59		
Estonia	ERAA	121.26	121.26	88.19	88.19	133.86	133.86	133.86	133.86		
Finland	SKAL			137.16	137.16	145.27	145.27	145.27	145.27	145.27	145.27
France	AFTRI	94.98	94.98			122.12	122.12	156.04	156.04		
Georgia	GIRCA	76.59	76.59					136.76	136.76		
Germany	AIST	113.03	113.03			129.31	129.31	142.88	142.88	156.45	156.45
	BGL	117.92	117.92			145.47	145.47	146.40	146.40	152.31	152.31
Greece	OFAE	67.44	67.44					95.98	95.98	97.28	97.28
Hungary	MKFE	61.97	61.97					88.53	88.53		
Iran (Islamic Republic of)	ICCIM	101.81	101.81					138.46	138.46		
Italy	UICCIAA	78.54	78.54			95.56	95.56	100.79	100.79	108.65	108.65
Jordan	RACJ							141.04	141.04		
Kazakhstan	KAZATO			76.41	76.41	93.02	93.02	99.67	99.67	99.67	99.67

Country	Association	4 Volets TIR Carnet		4 Volets TIR Carnet (Pilot/EU)		6 Volets TIR Carnet		14 Volets TIR Carnet		20 Volets TIR Carnet	
		Member/ National	Non- member/ Foreign	Member/ National	Non- member/ Foreign	Member/ National	Non- member/ Foreign	Member/ National	Non- member/ Foreign	Member/ National	Non- member/ Foreign
Kyrgyzstan	AIRTO-KR					180.00	180.00	180.00	180.00		
Latvia	LA			46.55	46.55			96.72	96.72		
Lebanon	CCIAB							120.00	120.00		
Lithuania	LINAVA	189.86		177.67				246.07			
Mongolia	NARTAM							150.00	150.00		
Montenegro	PKCG							130.90	130.90		
Netherlands	SCT/TLN	87.34	87.34			104.80	104.80	106.39	106.39		
	NIWO	87.34	87.34			104.80	104.80	106.39	106.39		
Norway	NLF							140.40	193.05		
Poland	ZMPD	58.00	58.00	46.78	46.78			83.08	83.08	89.35	89.35
Republic of Moldova	AITA	64.46						89.20		91.30	
Romania	ARTRI	120.75	120.75	112.61	112.61			135.68	135.68		
	UNTRR	120.75	120.75	112.61	112.61			135.68	135.68		
Russian Federation	ASMAP	69.12	69.12	60.87	60.87	92.69	92.69	93.77	93.77		
Republic of Serbia	CCIS-ATT	86.75	86.75			129.97	129.97	130.71	130.71	134.96	134.96
Slovakia	CESMAD	82.09	82.09	69.20	69.20	109.23	109.23	110.18	110.18		
Slovenia	GIZ	49.34	49.34	35.90	35.90			74.07	74.07	76.22	76.22
Spain	ASTIC							104.99	104.99		
Sweden	SA	295.55	354.67	295.55	354.67	295.55	354.67	295.55	354.67	295.55	354.67
Switzerland	ASTAG					139.78	247.31	172.04	279.57	188.17	295.70
Turkey	TOBB	68.93	68.93	50.28	50.28	102.82	102.82	110.17	110.17	112.99	112.99
Turkmenistan	THADA							116.90	116.90		
Ukraine	AIRCU	49.79	49.79	38.58	38.58	77.99	77.99	79.27	79.27		
United Kingdom	FTA					122.91	122.91	127.47	127.47		
	RHA	91.05	91.05			118.36	118.36	127.47	127.47		
Uzbekistan	AIRCUZ	100.00	100.00					120.00	120.00		

Annex III

Table III.1
2014 Prices
 (2014 prices in United States dollars)

Country	Association	4 Volets TIR Carnet		4 Volets TIR Carnet (Pilot/EU)		6 Volets TIR Carnet		6 Volets TIR Carnet (Pilot/EU)		14 Volets TIR Carnet		20 Volets TIR Carnet	
		Member/ National	Non-member/ Foreign	Member/ National	Non- member/ Foreign	Member/ National	Non- member/ Foreign	Member /National	Non- member/ Foreign	Member/ National	Non- member/ Foreign	Member/ National	Non-member/ Foreign
IRU distribution price		42.52	42.52	32.18	32.18	67.81	67.81	45.97	45.97	68.91	68.91	71.26	71.26
Afghanistan	ACCI	90.00				110.00				120.00		130.00	
Albania	ANALTIR					75.00	75.00			75.00	75.00		
Armenia	AIRCA									109.02	135.68		
Austria	AISÖ	66.76	70.93			87.62	95.97			122.39	129.35		
Azerbaijan	ABADA	109.73	109.73			132.28	132.28			135.28	135.29		
Belarus	BAMAP	45.98	62.64	39.66	51.72			57.47	74.71	62.07	91.38		
Belgium	FEBETRA	97.69	97.69							128.90	128.90		
Bosnia and Herzegovina	AIRH									134.03	134.03		
Bulgaria	AEBTRI	75.69	126.38	63.19				81.94		105.55	126.38	117.36	
Croatia	TRANSPORT	87.12	87.12							121.96	121.96	151.00	151.00
Czech Republic	CESMAD BOHEMIA	67.53	67.53	54.53	54.53	95.55	95.55			98.05	98.05	100.55	100.55
Denmark	DTL					207.19	207.19			207.19	207.19		
Estonia	ERAA	128.51	128.51	93.46	93.46	141.86	141.86			141.86	141.86		
Finland	SKAL			145.73	145.73	154.35	154.35			154.35	154.35	154.35	154.35
France	AFTRI	94.98	94.98			122.12	122.12			156.04	156.04		
Germany	AIST	113.03	113.03			129.31	129.31			142.88	142.88	156.45	156.45
	BGL	119.97	119.97			147.68	147.68			148.60	148.60	154.59	154.59
Greece	OFAE	73.32	73.32							95.98	95.98		
Hungary	MKFE	65.20	65.20							102.92	102.92		
Iran (Islamic Republic of)	ICCIM	101.62	101.62							138.21	138.21		

Country	Association	4 Volets TIR Carnet		4 Volets TIR Carnet (Pilot/EU)		6 Volets TIR Carnet		6 Volets TIR Carnet (Pilot/EU)		14 Volets TIR Carnet		20 Volets TIR Carnet	
		Member/ National	Non-member/ Foreign	Member/ National	Non-member/ Foreign	Member/ National	Non-member/ Foreign	Member/ National	Non-member/ Foreign	Member/ National	Non-member/ Foreign	Member/ National	Non-member/ Foreign
Italy	UICCIAA	82.75	82.75			100.68	100.68			106.20	106.20	114.48	114.48
Jordan	RACJ									141.24	141.24		
Kazakhstan	KAZATO			74.19	74.19	90.32	90.32			96.77	96.77	96.77	96.77
Kyrgyzstan	AIRTO-KR					180.00	180.00	140.00	140.00	180.00	180.00		
Latvia	LA			49.04	49.04					94.22	94.22		
Lebanon	CCIAB	120.00	120.00							150.00	150.00		
Lithuania ²	LINAVA	72.56		61.10				73.46		90.54			
	LINAVA	82.67		70.09				80.20		104.20			
Mongolia	NARTAM									300	300		
Montenegro	PKCG									139.08	139.08		
Netherlands ³	NIWO	92.55	92.55			111.07	111.07			112.75	112.75		
North Macedonia	AMERIT	82.76	82.76	59.77	59.77	89.66	89.66			117.24	117.24		
Norway	NLF									132.01	181.51		
Poland	ZMPD	59.96	59.96	48.40	48.40					85.93	85.93		
Romania	ARTRI	120.75	120.75	112.61	112.61			115.33	115.33	135.68	135.68		
	UNTRR	120.75	120.75	112.61	112.61	134.32	134.32	115.33	115.33	135.68	135.68		
Russian Federation	ASMAP	68.91	68.91	59.44	59.44	93.56	93.56			94.64	94.64		
Serbia	CCIS-ATT	70.79	70.79			113.91	113.91	71.13	71.13	114.94	114.94	117.00	117.00
Slovakia	CESMAD	82.09	82.09	69.20	69.20	109.23	109.23			110.18	110.18		
	SLOVAKIA												
Slovenia	GIZ	52.74	52.74	38.37	38.37					79.18	79.18	81.48	81.48
Spain	ASTIC									124.13	124.13		
Sweden	SA	288.46	346.15	288.46	346.15	288.46	346.15			288.46	346.15	288.46	346.15
Switzerland	ASTAG					149.43	264.37			183.91	298.85	201.15	316.09

² LINAVA applies different prices for “Active members” and “Association Members”

³ Prices are available on www.niwo.nl/

Country	Association	4 Volets TIR Carnet		4 Volets TIR Carnet (Pilot/EU)		6 Volets TIR Carnet		6 Volets TIR Carnet (Pilot/EU)		14 Volets TIR Carnet		20 Volets TIR Carnet	
		Member/ National	Non-member/ Foreign	Member/ National	Non- member/ Foreign	Member/ National	Non- member/ Foreign	Member /National	Non- member/ Foreign	Member/ National	Non- member/ Foreign	Member/ National	Non-member/ Foreign
Turkey	TOBB	68.15	68.15	50.07	50.07	102.92	102.92	69.54	69.54	109.87	109.87	112.66	112.66
Ukraine	AIRCU	42.06	42.06	31.95	31.95	45.43	45.43	40.44	40.44	67.90	67.90		
United Kingdom	FTA	54.94				80.93				83.93			
	RHA	49.96				64.95				69.94			
Uzbekistan	AIRCUZ	100.00	100.00							120.00	120.00		

Annex IV

Table IV.1
2015 Prices

(2015 prices in United States dollars)

Country	Association	4 Volets TIR Carnet		4 Volets TIR Carnet (Pilot/EU)		6 Volets TIR Carnet		6 Volets TIR Carnet (Pilot/EU)		14 Volets TIR Carnet		20 Volets TIR Carnet	
		Member/ National	Non-member/ Foreign	Member/ National	Non- member/ Foreign	Member/ National	Non- member/ Foreign	Member /National	Non- member/ Foreign	Member/ National	Non- member/ Foreign	Member/ National	Non-member/ Foreign
	IRU distribution price ⁴	26.21	26.21	-	-	61.84	61.84	41.93	41.93	62.89	62.89	64.99	64.99
Albania	ANALTIR							59.73	59.73	59.73	59.73		
Armenia	AIRCA									110.06	136.27		
Austria	AISÖ	44.89	48.26			70.71	77.44			98.77	104.38		
Azerbaijan	ABADA	59.56	59.56			102.27	102.27			104.51	104.51	106.76	106.76
Belarus	BAMAP	33.54	47.17					52.41	68.13	57.13	83.33		
Belgium	FEBETRA	70.29	70.29							107.71	107.71		
Bosnia and Herzegovina	AIRH									104.55	104.55		
Bulgaria	AEBTRI	50.95	98.64					67.21		87.80	98.64	89.43	
Croatia	TRANSPORT KOMERC	81.11	81.11							110.60	110.60		
Czech Republic	CESMAD BOHEMIA	42.38	42.38			77.83	77.83			79.87	79.87	81.91	81.91
Denmark	DTL					160.60	160.60			160.60	160.60		
Estonia	ERAA	103.70	103.70	75.42	75.42	114.48	114.48			114.48	114.48		
Finland	SKAL	94.84	94.84			100.45	100.45	100.45	100.45	100.45	100.45	100.45	100.45
France	AFTRI	85.03	85.03			107.71	107.71			136.05	136.05		
Georgia	GIRCA	55.72	55.72							126.65	126.65		
Germany	AIST	94.44	94.44			108.05	108.05			119.39	119.39	130.73	130.73
	BGL	84.99	84.99			121.79	121.79			122.55	122.55	127.49	127.49
Greece	OFAE	58.36	58.36							83.05	83.05		

⁴ Prices converted to USD using the 1 March 2015 exchange rate, excluding the exceptional 10% rebate granted from 15 January 2015 to 15 April 2015.

Country	Association	4 Volets TIR Carnet		4 Volets TIR Carnet (Pilot/EU)		6 Volets TIR Carnet		6 Volets TIR Carnet (Pilot/EU)		14 Volets TIR Carnet		20 Volets TIR Carnet	
		Member/ National	Non-member/ Foreign	Member/ National	Non- member/ Foreign	Member/ National	Non- member/ Foreign	Member /National	Non- member/ Foreign	Member/ National	Non- member/ Foreign	Member/ National	Non-member/ Foreign
Hungary	MKFE	58.33	58.33							83.85	83.85		
Iran (Islamic Republic of)	ICCIM	92.34	92.34							125.59	125.59		
Italy	UICCIAA	73.17	73.17			89.02	89.02			93.90	93.90	101.22	101.22
Jordan	RACJ									141.24	141.24		
Kazakhstan	KAZATO	74.97	74.97			112.58	112.58	90.72	90.72	118.06	118.06		
Kyrgyzstan	AIRTO-KR					180.00	180.00	140.00	140.00	180.00	180.00		
Latvia	LA	40.01	40.01							81.24	81.24		
Lebanon	CCIAB	75.00	75.00							150.00	150.00		
Lithuania	LINAVA	50.00	50.00			65.53	65.53			78.00	78.00		
Montenegro	PKCG									112.23	112.23		
Morocco	AMTRI	121.74	121.74										
Netherlands	NIWO/TLN	75.45	75.45			90.54	90.54			91.92	91.92		
North Macedonia	AMERIT	46.65	46.65			74.07	74.07			97.83	97.83		
Norway	NLF									107.57	147.91		
Poland	ZMPD	39.10	39.10							75.12	75.12		
Republic of Moldova	AITA	40.43	40.43			81.35	81.35	56.17	56.17	82.41	82.41	84.52	84.52
Romania	ARTRI	91.84	91.84					96.37	96.37	113.38	113.38		
	UNTRR	91.84	91.84			112.24	112.24	96.37	96.37	113.38	113.38		
Russian Federation	ASMAP	42.86	42.86			73.93	73.93			74.93	74.93		
Republic of Serbia	CCIS-ATT	41.00	41.00			106.81	106.81	66.62	66.62	107.76	107.76	109.64	109.64
Slovakia	CESMAD SLOVAKIA	57.82	57.82			91.27	91.27	72.90	72.90	92.06	92.06		

Country	Association	4 Volets TIR Carnet		4 Volets TIR Carnet (Pilot/EU)		6 Volets TIR Carnet		6 Volets TIR Carnet (Pilot/EU)		14 Volets TIR Carnet		20 Volets TIR Carnet	
		Member/ National	Non-member/ Foreign	Member/ National	Non- member/ Foreign	Member/ National	Non- member/ Foreign	Member /National	Non- member/ Foreign	Member/ National	Non- member/ Foreign	Member/ National	Non-member/ Foreign
Slovenia	GIZ	48.10	48.10	34.99	34.99					72.21	72.21	74.30	74.30
	INTERTRAN												
	SPORT												
Spain	ASTIC									121.95	121.95		
Sweden	SA	218.05	261.66	218.05	261.66	218.05	261.66			218.05	261.66	218.05	261.66
Switzerland	ASTAG					136.27	241.09			167.71	272.54	183.44	288.26
Tajikistan	ABBAT									212.00	212.00		
Turkey	TOBB	35.71	35.71			78.34	78.34	55.68	55.68	80.65	80.65	82.57	82.57
Turkmenistan	THADA									105.14	105.14		
Ukraine	AsMAP UA	27.65	27.65			64.60	64.60	43.95	43.95	65.69	65.69		
United Kingdom	FTA	98.95	98.95			145.73	145.73			151.12	151.12		
	RHA	89.96	89.96			116.94	116.94			125.94	125.94		
Uzbekistan	AIRCUZ	100.00	100.00							120.00	120.00		

Annex V

Table V.1
2016 Prices
 (2016 prices in United States dollars)

Country	Association	4 Volets TIR Carnet		4 Volets TIR Carnet (Pilot/EU)		6 Volets TIR Carnet		6 Volets TIR Carnet (Pilot/EU)		14 Volets TIR Carnet		20 Volets TIR Carnet	
		Member/ National	Non-member/ Foreign	Member/ National	Non- member/ Foreign	Member/ National	Non- member/ Foreign	Member /National	Non- member/ Foreign	Member/ National	Non- member/ Foreign	Member/ National	Non-member/ Foreign
IRU distribution price ⁵		25.08	25.08	-	-	59.18	59.18	-	-	60.18	60.18	62.19	62.19
Azerbaijan	ABADA					72.10	72.10			120.16	120.16		
Albania	ANALTIR					62.89	62.89			62.89	62.89		
Armenia	AIRCA									107.14	132.65		
Austria	AISÖ	44.40	47.72			69.92	76.58			97.67	103.22		
Belarus	BAMAP	32.89	46.25					51.39	66.80	56.01	81.71		
Belgium	FEBETRA	68.81	68.81							105.44	105.44		
Bosnia and Herzegovina	AIRH									106.98	106.98		
Bulgaria	AEBTRI	54.52	105.57					71.93		93.97	105.57	95.71	
Croatia	TRANSPORT KOMERC	79.09	79.09							107.85	107.85		
Czech Republic	CESMAD BOHEMIA	42.89	42.89			78.76	78.76			80.82	80.82	82.89	82.89
Denmark	DTL					170.05	170.05			170.05	170.05		
Estonia	ERAA	100.98	100.98	73.44	73.44	111.48	111.48			111.48	111.48		
Finland	SKAL	116.29	116.29			123.17	123.17			123.17	123.17		
France	AFTRI	81.97	81.97			103.83	103.83			131.15	131.15		
Georgia	GIRCA	54.56	54.56							124.01	124.01		
Germany	AIST	80.87	80.87			104.79	104.79			115.72	115.72		
	BGL	84.07	84.07			133.93	133.93			123.85	123.85	128.79	128.79
Greece	OFAE	57.97	57.97							82.50	82.50		
Hungary	MKFE	55.79	55.79							80.20	80.20		
Iran (Islamic Republic of)	ICCIMA					67.89				90.52			
Italy	UICCIAA	65.65	65.65			79.87	79.87			84.25	84.25		

⁵ Prices converted to USD using the 1 March 2016 exchange rate.

Country	Association	4 Volets TIR Carnet		4 Volets TIR Carnet (Pilot/EU)		6 Volets TIR Carnet		6 Volets TIR Carnet (Pilot/EU)		14 Volets TIR Carnet		20 Volets TIR Carnet	
		Member/ National	Non-member/ Foreign	Member/ National	Non- member/ Foreign	Member/ National	Non- member/ Foreign	Member /National	Non- member/ Foreign	Member/ National	Non- member/ Foreign	Member/ National	Non-member/ Foreign
Kazakhstan	KAZATO	101.62	101.62			130.62	130.62	118.82	118.82	127.48	127.48		
Kyrgyzstan	AIRTO-KR					180.00	180.00	140.00	140.00	180.00	180.00		
Latvia	LA	39.33	39.33							80.28	80.28		
Lebanon	CCIAB	75.00	75.00			100.00	100.00			150.00	150.00		
Lithuania	LINAVA	49.73	49.73					65.36	65.36	78.58	78.58		
Mongolia	NARTAM					150.00	150.00			200.00	200.00		
Montenegro	PKCG									111.48	111.48		
Morocco	AMTRI	153.58											
Netherlands	NIWO/TLN	79.60	79.60			94.43	94.43			95.77	95.77		
North Macedonia	AMERIT					52.11	52.11			91.59	91.59		
Norway	NLF									90.76	124.80		
Poland	ZMPD	37.94	37.94			53.26	53.26			73.18	73.18		
Republic of Moldova	AITA	38.75	38.75			53.55	53.55			78.75	78.75	82.11	82.11
Romania	ARTRI	88.52	88.52					92.90	92.90	109.29	109.29		
	UNTRR	88.62	88.62					93.00	93.00	109.41	109.41		
Russian Federation	ASMAP	43.75	43.75			79.31	79.31			80.27	80.27		
Republic of Serbia	CCIS-ATT	40.37	40.37					64.84	64.84	104.77	104.77		
Slovakia	CESMAD SLOVAKIA	55.04	55.04					70.10	70.10	89.24	89.24		
Slovenia	GIZ INTERTRAN SPORT	71.23	71.23			82.51	82.51			100.23	100.23	102.30	102.30
Spain	ASTIC									109.41	109.41		
Sweden	SA	219.35	271.99	219.35	271.99	219.35	271.99	219.35	271.99	219.35	271.99	219.35	271.99
Switzerland	ASTAG					132.65	234.69			163.27	265.31	178.57	280.61
Syrian Arab Republic	SNC ICC	160.00	160.00			180.00	180.00			220.00	220.00		
Tajikistan	ABBAT									197.00	197.00		
Turkey	TOBB	38.98	38.98			82.71	82.71	57.63	57.63	85.76	85.76	86.44	86.44
Turkmenistan	THADA					70.46	70.46			105.39	105.39		

<i>Country</i>	<i>Association</i>	<i>4 Volets TIR Carnet</i>		<i>4 Volets TIR Carnet (Pilot/EU)</i>		<i>6 Volets TIR Carnet</i>		<i>6 Volets TIR Carnet (Pilot/EU)</i>		<i>14 Volets TIR Carnet</i>		<i>20 Volets TIR Carnet</i>	
		<i>Member/ National</i>	<i>Non-member/ Foreign</i>	<i>Member/ National</i>	<i>Non-member/ Foreign</i>	<i>Member/ National</i>	<i>Non-member/ Foreign</i>	<i>Member/ National</i>	<i>Non-member/ Foreign</i>	<i>Member/ National</i>	<i>Non-member/ Foreign</i>	<i>Member/ National</i>	<i>Non-member/ Foreign</i>
Ukraine	AsMAP UA	32.26	32.26			44.44	44.44			73.66	73.66		
United Kingdom	FTA	67.07	67.07									102.44	102.44
	RHA	65.53	65.53			85.19	85.19			91.74	91.74		
Uzbekistan	AIRCUZ	80.00	80.00							120.00	120.00		

Annex VI

Table VI.1
2017 Prices

(2017 prices in United States dollars)

Country	Association	4 Volets TIR Carnet		4 Volets TIR Carnet (Pilot/EU)		6 Volets TIR Carnet		6 Volets TIR Carnet (Pilot/EU)		14 Volets TIR Carnet		20 Volets TIR Carnet	
		Member/ National	Non-member/ Foreign	Member/ National	Non- member/ Foreign	Member/ National	Non- member/ Foreign	Member /National	Non- member/ Foreign	Member/ National	Non- member/ Foreign	Member/ National	Non-member/ Foreign
IRU distribution net price ⁶		22.86	22.86	-	-	24.85	24.85	-	-	58.65	58.65	58.65	59.35
Afghanistan	ACCI					110.00	210.00			120.00	220.00		
Armenia	AIRCA									92.40	92.40		
Austria	AISÖ	42.42	45.60			66.81	73.17			93.32	98.62		
Azerbaijan	ABADA					70.38	70.38			117.30	117.30		
Belarus	BAMAP	32.85	46.20			51.33	66.74			67.76	81.62		
Belgium	FEBETRA	67.32	67.32							103.15	103.15		
Bosnia and Herzegovina	AIRH									89.48	89.48		
Bulgaria	AEBTRI	46.10				47.72				81.34	98.70	81.34	
Croatia	TRANSPORT KOMERC					78.52	78.52			107.07	107.07		
Czech Republic	CESMAD BOHEMIA	40.82	40.82			74.96	74.96			76.92	76.92	78.89	78.89
Denmark	DTL					170.00	170.00			170.00	170.00		
Estonia	ERAA	91.62	91.62			91.62	91.62			152.70	152.70		
Finland	SKAL	117.33	117.33			124.28	124.28			124.28	124.28	124.28	124.28
France	AFTRI	80.04	80.04			101.39	101.39			128.07	128.07		
Georgia	GIRCA	53.66	53.66			78.05	78.05			121.95	121.95		
Germany	AIST	78.47	78.47			101.68	101.68			112.28	112.28		
	BGL	86.91	86.91			120.94	120.94						
Greece	OFAE					58.32	58.32			78.47	78.47		
Hungary	MKFE					60.61	60.61			77.44	77.44		
Iran (Islamic Republic of)	ICCIM					60.95	60.95			81.27	81.27		
Italy	UICCIAA	64.03	64.03			77.91	77.91			82.18	82.18		

⁶ Prices converted to USD using the 1 March 2017 exchange rate.

Country	Association	4 Volets TIR Carnet		4 Volets TIR Carnet (Pilot/EU)		6 Volets TIR Carnet		6 Volets TIR Carnet (Pilot/EU)		14 Volets TIR Carnet		20 Volets TIR Carnet	
		Member/ National	Non-member/ Foreign	Member/ National	Non- member/ Foreign	Member/ National	Non- member/ Foreign	Member /National	Non- member/ Foreign	Member/ National	Non- member/ Foreign	Member/ National	Non-member/ Foreign
Jordan	RACJ									141.24	141.24		
Kazakhstan	KAZATO	74.95	74.95			80.96	80.96			113.93	113.93		
Kyrgyzstan	AIRTO-KR					180.00	180.00			180.00	180.00		
Latvia	LA	43.07	43.07							87.74	87.74		
Lebanon	CCIAB					100.00	100.00						
Lithuania	LINAVA	47.71	47.71			47.71	47.71			74.71	74.71		
Mongolia	NARTAM					150.00	150.00			200.00	200.00		
Montenegro	PKCG									117.65	117.65		
Morocco	AMTRI	147.68											
Netherlands	NIWO/TLN					72.12				80.53			
North Macedonia	AMERIT					49.79	49.79			87.53	87.53		
Norway	NLF									96.06	132.08		
Poland	ZMPD	33.29	33.29			35.09	35.09			71.13	71.13		
Republic of Moldova	AITA	29.11	29.11			34.37	34.37			74.14	74.14	80.15	80.15
Republic of Serbia	CCIS-ATT	33.73	33.73			44.31	44.31			93.88	93.88		
Romania	ARTRI	85.90	85.90					90.14	90.14	106.04	106.04		
	UNTRR	86.45	86.45			90.72	90.72			106.72	106.72		
Russian Federation	ASMAP					43.30	43.30			80.03	80.03		
Slovakia	CESMAD SLOVAKIA	51.54	51.54			65.64	65.64			83.56	83.56		
Slovenia	GIZ INTERTRAN SPORT	71.23	71.23			82.51	82.51			100.23	100.23	102.30	102.30
Spain	ASTIC									104.60	104.60		
Sweden	SA	214.75	257.70	214.75	257.70	214.75	257.70			214.75	257.70	214.75	257.70
Switzerland	ASTAG					130.52	230.92			160.64	261.04	175.70	276.10
Syrian Arab Republic	SNC ICC	160.00	160.00			180.00	180.00						
Turkey	TOBB					43.09	43.09			83.12	83.12		

Country	Association	4 Volets TIR Carnet		4 Volets TIR Carnet (Pilot/EU)		6 Volets TIR Carnet		6 Volets TIR Carnet (Pilot/EU)		14 Volets TIR Carnet		20 Volets TIR Carnet	
		Member/ National	Non-member/ Foreign	Member/ National	Non- member/ Foreign	Member/ National	Non- member/ Foreign	Member /National	Non- member/ Foreign	Member/ National	Non- member/ Foreign	Member/ National	Non-member/ Foreign
Turkmenistan	THADA									105.39	105.39		
Ukraine	AsMAP UA	30.33	30.33			32.71	32.71			71.98	71.98		
United Kingdom	FTA	85.05	85.05									129.90	129.90
	RHA	61.20	61.20			79.56	79.56			85.68	85.68		
Uzbekistan	AIRCUZ					60.00	60.00			100.00	100.00		

Annex VII

Table VII.1
2018 Prices
 (2018 prices in United States dollars)

Country	Association	Prices include			4 Volets TIR Carnet		6 Volets TIR Carnet		14 Volets TIR Carnet		20 Volets TIR Carnet	
		VAT	Insurance fees	Other fees	Member/ National	Non-member/ Foreign	Member/ National	Non-member/ Foreign	Member/ National	Non-member/ Foreign	Member/ National	Non-member/ Foreign
IRU distribution net price ⁷					24.49	24.49	26.62	26.62	62.83	62.83	62.83	62.83
Afghanistan	ACCI								100.00	120.00		
Armenia	AIRCA	No	Yes	No					92.68	126.83		
Austria	AISÖ	No	No	No	50.95	50.95	81.75	81.75	110.19	110.19		
Azerbaijan	ABADA	Yes	Yes	No			86.60	86.60	139.87	137.19		
Belarus	BAMAP						34.88	167.20	71.27	167.20		
Belgium	FEBETRA	No	Yes	No	77.02	77.02			118.01	118.01		
Bosnia and Herzegovina	AIRH	No	Yes	No					91.63	106.90		
Bulgaria	AEBTRI	No	Yes	No			55.91	115.63	95.30	115.63		
Croatia	TRANSPORTK OMERC	No	No	No			85.74	107.18	117.90	139.34		
Czech Republic	CESMAD BOHEMIA				50.22	50.22	60.36	60.36	96.57	96.57	97.05	97.05
Denmark	DTL	No	Yes	Yes			163.19	181.32	163.19	181.32		
Estonia	ERAA	Yes	Yes	No	107.33	149.07	107.33	149.07	178.88	208.70		
France	AFTRI	No	No	Yes	93.17		118.01		149.07			
Georgia	GIRCA	Yes	Yes	No	56.24	56.24	81.80	81.80	112.47	112.47		
Germany	AIST BGL		Yes	Yes	88.41	88.41	114.55	114.55	126.50	126.50		
Greece	OFAE	No	No	No			100.65		136.15			
Hungary	MKFE	No	No	No			68.32	68.32	91.93	91.93		
Iran (Islamic Republic of)	ICCIM	No	No	No			69.35	69.35	88.62	88.62		
Italy	UICCIAA	Yes	Yes	No	87.46		57.80		77.06			
Jordan	RACJ	Yes	No	No			106.40		112.23			
									141.24	141.24		

⁷ Prices converted to USD using the 1 March 2018 exchange rate.

Country	Association	Prices include			4 Volets TIR Carnet		6 Volets TIR Carnet		14 Volets TIR Carnet		20 Volets TIR Carnet	
		VAT	Insurance fees	Other fees	Member/ National	Non-member/ Foreign	Member/ National	Non-member/ Foreign	Member/ National	Non-member/ Foreign	Member/ National	Non-member/ Foreign
Kazakhstan	KAZATO	No	No	No	60.39	60.39	66.43	66.43	101.16	101.16		
Latvia	LA	No	Yes	Yes	27.38		29.41		66.57			
Lebanon	CCIAB	No	Yes	No			100.00	100.00	150.00	150.00		
Lithuania	LINAVA	No	Yes	No			53.04	53.04	81.12	81.12		
Mongolia	NARTAM	No	Yes	No			150.00		200.00			
Montenegro	PKCG	No	No	No					118.48			
Morocco	AMTRI				163.90							
Netherlands	NIWO/TLN	Yes	Yes	No			93.90	93.90	103.95	103.95		
North Macedonia	AMERIT						57.96	57.96	101.88	101.88		
Norway	NLF								103.67	142.54		
Poland	ZMPD	No	Yes	Yes			40.21	40.21	84.97	84.97		
Republic of Moldova	AITA	Yes	Yes	No	32.77		37.03		79.98	81.59	86.31	79.88
Republic of Serbia	CCIS-ATT	No	Yes	No	31.83	31.83	42.87	42.87	90.68	90.68		
Romania	UNTRR	No	Yes	Yes	100.62	100.62	105.59	105.59	124.22	124.22		
Russian Federation	ASMAP	Yes	Yes	No			44.16		81.79			
Slovakia	CESMAD	Yes	Yes	No			62.11		97.89			
Slovenia	SLOVAKIA GIZ				71.23	71.23	82.51	82.51	100.23	100.23	102.30	102.30
	INTERTRANSP ORT											
Spain	ASTIC	No	No	No					119.47			
Sweden	SA	No	No	No			227.60	273.12	227.60	273.12		
Switzerland	ASTAG	No	No	No			138.45	244.94	170.39	276.89	186.37	292.86
Tajikistan	ABBAT						122.00	122.00	197.00	197.00		
Turkey	TOBB	Yes	Yes	Yes			41.00	153.00	79.00	153.00		
Turkmenistan	THADA	Yes	No	No			70.46		105.39			
Ukraine	AsMAP UA	No	No	No			28.49	28.49	64.61	64.61		
United Kingdom	FTA	Yes			93.09	93.09			142.17	142.17		
	RHA	No			67.11	67.11	87.25	87.25	93.96	93.96		
Uzbekistan	AIRCUZ	Yes	Yes	No			39.65		79.30			

Annex VIII

Table VIII.1
2019 Prices

(2019 prices in United States dollars)

Country	Association	4 Volets TIR Carnet		6 Volets TIR Carnet		14 Volets TIR Carnet		20 Volets TIR Carnet	
		Member/ National	Non-member/ Foreign	Member/ National	Non-member/ Foreign	Member/ National	Non-member/ Foreign	Member/ National	Non-member/ Foreign
IRU distribution net price ⁸		23.02	23.02	25.03	25.03	59.06	59.06	59.06	59.06
Albania	ANALTIR			69.77	69.77	69.77	69.77		
Armenia	AIRCA					96.97	132.04		
Austria	AISÖ			62.79	62.79	106.16	106.16		
Azerbaijan	ABADA			80.96	80.96	130.76	128.26		
Belarus	BAMAP			34.84	72.46	69.68	72.46		
Belgium	FEBETRA	83.61	83.61			128.21	128.21		
Bosnia and Herzegovina	AIRH					91.19	106.38		
Bulgaria	AEBTRI			51.19	51.19	87.26	87.26		
China	CRTA			145.65	291.29				
Czech Republic	CESMAD BOHEMIA	46.02	46.02	55.31	55.31	88.50	88.50	88.50	88.50
Denmark	DTL			155.94	173.26	155.94	173.26		
Estonia	ERAA			96.97		161.62			
Finland	SKAL	116.81		123.72		123.72			
France	AFTRI	86.11		109.07		137.77			
Georgia	GIRCA	55.44	55.44	80.65	80.65	110.89	110.89		
Germany	AIST BGL	84.96	84.96	110.08	110.08	121.56	121.56		
Hungary	MKFE			64.02	64.02	81.81	81.81		
Iran (Islamic Republic of)	ICCIM			57.41		96.67			
Italy	UICCIAA			92.99	92.99	106.87	106.87		
Jordan	RACJ					141.24			
Kazakhstan	KAZATO			66.10		92.02			

⁸ Prices converted to USD using the 1 March 2019 exchange rate.

Country	Association	4 Volets TIR Carnet		6 Volets TIR Carnet		14 Volets TIR Carnet		20 Volets TIR Carnet	
		Member/ National	Non-member/ Foreign	Member/ National	Non-member/ Foreign	Member/ National	Non-member/ Foreign	Member/ National	Non-member/ Foreign
Latvia	LA			29.05		65.76			
Lebanon	CCIAB			100.00		150.00			
Lithuania	LINAVA			49.09	49.09	75.46	75.46		
Moldova	AITA			33.84	39.23	73.13	74.60	78.87	73.00
Mongolia	NARTAM			150.00					
Montenegro	PKCG					113.77			
Netherlands	NIWO/TLN			88.36	88.36	97.80	97.80		
North Macedonia	AMERIT			53.95	53.95	92.41	92.41		
Norway	NLF					91.00	125.13		
Pakistan	PNC-ICC			149.25		183.70			
Poland	ZMPD			36.78	36.78	75.67	75.67		
Romania	UNTRR	92.47	92.47	97.03	97.03	114.16	114.16		
Russian Federation	ASMAP			42.29	68.80	79.18	105.70		
Serbia	CCIS-ATT	32.92		43.24		91.60			
Slovakia	CESMAD			56.35	56.35	88.81	88.81		
	SLOVAKIA								
Slovenia	GIZ			91.98	91.98	111.74	111.74	114.05	114.05
	INTERTRANSP ORT								
Spain	ASTIC					113.77			
Sweden	SA			166.32	199.58	166.32	199.58		
Switzerland	ASTAG			127.33	225.27	156.71	254.65	171.40	269.34
Tajikistan	ABBAT			122.00	122.00	197.00	197.00		
Turkey	TOBB			38.17		75.51			
Turkmenistan	THADA			70.40	70.40	122.86	122.86		
Ukraine	AsMAP UA			36.80		78.28			
United Kingdom	FTA	85.16	85.16			130.06	130.06		
	RHA	76.63	102.17	99.62	125.16	107.28	127.71		
Uzbekistan	AIRCUZ			38.00	38.00	77.00	77.00		

Annex IX

Table IX.1
2020 Prices
 (2020 prices in United States dollars)

Country	Association	4 Volets TIR Carnet		6 Volets TIR Carnet		14 Volets TIR Carnet		20 Volets TIR Carnet	
		Member/ National	Non-member/ Foreign	Member/ National	Non-member/ Foreign	Member/ National	Non-member/ Foreign	Member/ National	Non-member/ Foreign
IRU distribution net price ⁹		23.74	23.74	25.80	25.80	60.89	60.89	60.89	60.89
Afghanistan	ACCI			60.00		100.00			
Albania	ANALTIR			67.68	67.68	67.68	67.68		
Armenia	AIRCA					97.44	133.33		
Austria	AISÖ			60.51	60.51	102.31	102.31		
Azerbaijan	ABADA			80.88	80.88	130.63	130.63		
Belgium	FEBETRA	82.69	82.69			126.79	126.79		
Bosnia and Herzegovina	AIRH					94.04	109.72		
Bulgaria	AEBTRI			50.23	103.88	85.62	103.88		
China	CRTA			142.96	171.55				
Croatia	HGK			126.76	126.76	162.97	162.97		
Czech Republic	CESMAD								
	BOHEMIA			54.25	54.25	86.81	86.81	86.81	86.81
Denmark	DTL			171.33		171.33			
Estonia	ERAA	119.07	119.07	132.30	132.30	158.77	158.77		
Finland	SKAL			123.86		123.86			
France	AFTRI	83.71		106.03		133.93			
Georgia	GIRCA			80.08	120.12	110.11	150.15		
Germany	AIST			82.59	82.59	118.17	118.17		
	BGL			88.18		118.58			
Greece	OFAE			60.64	60.64	81.59	81.59		
Hungary	MKFE			60.75	60.75	77.62	77.62		
India	FICCI			124.92	124.92	124.92	124.92		
Iran (Islamic Republic of)	ICCIM			51.83	60.66	75.05	83.88		

⁹ Prices converted to USD using the 1 March 2020 exchange rate.

Country	Association	4 Volets TIR Carnet		6 Volets TIR Carnet		14 Volets TIR Carnet		20 Volets TIR Carnet	
		Member/ National	Non-member/ Foreign	Member/ National	Non-member/ Foreign	Member/ National	Non-member/ Foreign	Member/ National	Non-member/ Foreign
Italy	UICCAA			91.23	91.23	104.84	104.84		
Jordan	RACJ					120.06			
Kazakhstan	KAZATO			67.48		94.70			
Latvia	LA			40.90	40.90	78.48	78.48		
Lebanon	CCIAB			100.00		150.00			
Lithuania	LINAVA			48.51	48.51	75.47	75.47		
Moldova	AITA			35.57	41.07	75.66	77.16	81.61	75.61
Mongolia	NARTAM			150.00	150.00				
Montenegro	PKCG					110.01			
Netherlands	NIWO/TLN			89.38		98.72			
Norway	NLF					75.70	132.48		
Pakistan	PNC-ICC			143.33	143.33	176.41	176.41		
Poland	ZMPD			36.54	36.54	73.51	73.51		
Romania	UNTRR	89.31	89.31	93.72	93.72	110.25	110.25		
Russian Federation	ASMAD			43.96	71.63	82.25	109.92		
Serbia	CCIS-ATT	32.92		43.24		91.60			
	CESMAD								
Slovakia	SLOVAKIA			51.28	51.28	80.82	80.82		
	GIZ								
	INTERTRANSP								
Slovenia	ORT			112.72	112.72	141.74	141.74	150.67	150.67
Spain	ASTIC					110.01			
Sweden	SA			160.50	192.60	160.50	192.60		
Switzerland	ASTAG			134.02	237.11	164.95	268.04		
Syrian Arab Republic	SNC ICC			225.00					
Tajikistan	ABBAT			122.00	122.00	197.00	197.00		
Turkey	TOBB			37.94	165.30	75.05	165.30		
Turkmenistan	THADA			54.00	54.00	122.86	122.86		
United Arab Emirates	ATCUAE			80.59	132.93	108.36	157.51		
United Kingdom	RHA	78.53		102.09		109.95			
Uzbekistan	AIRCUZ			34.00	34.00	68.00	68.00		

Annex X

Analysis of 2020 TIR Carnets prices

I. Introduction

At its sixty-first session, AC.2 welcomed document ECE/TRANS/WP.30/AC.2/2015/4, containing an assessment by the secretariat and various suggestions received from Contracting Parties (Belarus, European Union, Switzerland and Turkey), on the need for an analysis or a specific methodology for TIRExB to analyse the price information of TIR Carnets in detail. The Committee was of the view that the methodology proposed by the secretariat could be used to conduct a first pilot analysis by TIRExB, which at first would be kept restricted and could later be repeated annually if proved conclusive. Consequently, the Committee requested TIRExB, with the assistance of the secretariat, to work on the pilot analysis and report back to the Committee at one of its future sessions.

In document ECE/TRANS/WP.30/AC.2/2015/4 the secretariat proposed, as a first trial, to run a linear regression to analyse a number of variables whose data could be found for all countries providing the issuing prices and which could explain the variability of the prices, such as wages or the number of TIR Carnets issued.

At its sixty-third session, AC.2 considered the preliminary analysis of the 2015 TIR Carnet prices, as contained in Annex V of document ECE/TRANS/WP.30/AC.2/2016/2. It was of the view that the analysis provides useful information in fulfilment of the mandate of TIRExB to monitor TIR Carnet prices and should be repeated annually and reported to the Committee whenever significant changes in TIR Carnet prices are identified.

Annex 5 Chapter II in document ECE/TRANS/WP.30/AC.2/2016/2 contains the theoretical discussion on the formation of TIR Carnet prices that led to the underlying analysis.

II. Data

Associations from Afghanistan, Albania, Armenia, Austria, Azerbaijan, Belgium, Bosnia and Herzegovina, Bulgaria, China, Croatia, Czech Republic, Denmark, Estonia, Finland, France, Georgia, Germany, Greece, Hungary, India, Iran (Islamic Republic of), Italy, Jordan, Kazakhstan, Latvia, Lebanon, Lithuania, Mongolia, Montenegro, Netherlands, Norway, Pakistan, Poland, Republic of Moldova, Romania, Russian Federation, Serbia, Slovakia, Slovenia, Spain, Sweden, Switzerland, Syrian Arab Republic, Tajikistan, Turkey, Turkmenistan, United Arab Emirates, United Kingdom of Great Britain and Northern Ireland and Uzbekistan have sent TIRExB the 2020 prices of the TIR Carnets they issue. By subtracting the distribution prices by IRU, the association premiums can be obtained.

Table X.1
Extra costs for non-members or foreign transporters

<i>Country</i>	<i>Association</i>	<i>Non-member weighted average price difference (USD)</i>
Moldova	AITA	4.97
Iran (Islamic Republic of)	ICCIM	8.83
Bosnia and Herzegovina	AIRH	15.67
Russian Federation	ASMAP	27.66
China	CRTA	28.59
Sweden	SA	32.1
Armenia	AIRCA	35.9
Georgia	GIRCA	40.04
Bulgaria	AEBTRI	46.41
United Arab Emirates	ATCUAE	52.34
Norway	NLF	56.78
Switzerland	ASTAG	103.09
Turkey	TOBB	112.52

Table X.1 shows the associations that have a different issuing price for their members or national transporters compared to non-members or foreign transporters.

Considering that most TIR Carnets are sold to members or domestic transporters, the analysis is carried out on the prices for members or domestic transporters.

As a proxy of the number of TIR Carnets issued in 2019 by each association, the number of TIR Carnets distributed by IRU to the associations (TOT¹⁰) is used. The correlation of the number of TIR Carnets distributed with the weighted average association premiums (WAVGM) is -0.4069228.

From the International Monetary Fund World Economic Outlook data sets from October 2019, the 2019¹¹ data for the following variables have been considered as possible proxies of the countries' cost levels:

- NGDPDPC : Gross domestic product per capita, current prices (USD)
- PPPPC : Gross domestic product based on purchasing-power-parity (PPP) per capita (International USD)

The correlation of these series with the weighted average association premiums are 0.1156707, respectively, -0.03718579. Considering that the correlation of the premiums with PPPPC is negative and in the absence of a better proxy, the analysis thus uses NGDPDPC as a proxy for the countries' cost levels despite its relatively low correlation value with the premiums.

¹⁰ For associations not having received TIR Carnets in 2019 we set TOT to 1 to be able to calculate the logarithm of TOT.

¹¹ For the Syrian Arab Republic, the 2010 figures were used, i.e. the latest available figures in the time series.

Figure X.1
Box plots

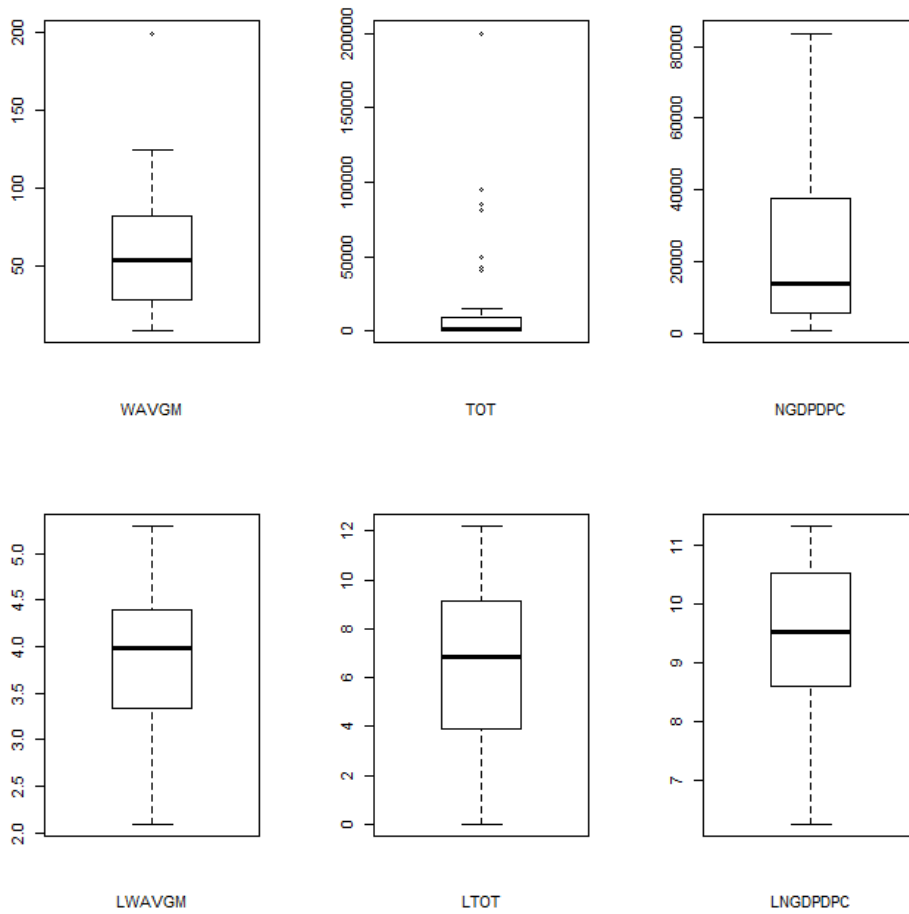


Figure X.1 shows the box plots of all the variables that have been considered (WAVGM, TOT and NGDPDPC). In view of the possible non-linear relation between the variables, their logarithmic transformations have also been plotted (LWAVGM, LTOT and LNGDPDPC).

III. Regressions

In order to evaluate the possible influences of the envisaged explanatory variables (separately and jointly), the following regressions were performed:

$$Y = \alpha + \beta \cdot X + \varepsilon \tag{1}$$

$$Y = \alpha + \beta \cdot \log(X) + \varepsilon \tag{2}$$

$$\log(Y) = \alpha + \beta \cdot X + \varepsilon \tag{3}$$

$$\log(Y) = \alpha + \beta \cdot \log(X) + \varepsilon \tag{4}$$

where Y is WAVGM and X is TOT, NGDPDPC or [TOT NGDPDPC].

In all the regressions, the coefficients of NGDPDPC or LNGDPDPC, combined or not with TOT or LTOT, were not significant and in some cases even negative (a positive relation is expected between the costs' proxy and the premium). Figure X.2 show the regression lines over the plotted data.

Therefore, from a statistical perspective, the best model tested is:

$$\log(\text{WAVGM}) = \alpha + \beta \cdot \text{TOT} + \varepsilon \tag{5}$$

Table X.2 presents the regression results and shows that both α and β are significant but that the R2 value is quite low, indicating that the price setting is most likely also influenced by other variables.

When inserting the regression results in equation 5, it reads

$$\log(\text{WAVGM}) = 4.005 - 1.184 \cdot 10^{-05} \cdot \text{TOT} + \varepsilon \quad (6)$$

Figure X.3 shows equation 6 (solid line), the average log(premium) (dashed line) as well as the [LWAVGM, TOT] data plotted for each association. The figure shows that comparing the association premiums with the average premium does not take into account the effect of the volumes of issuance of TIR Carnets.

Figure X.2

Plots of data with regression lines

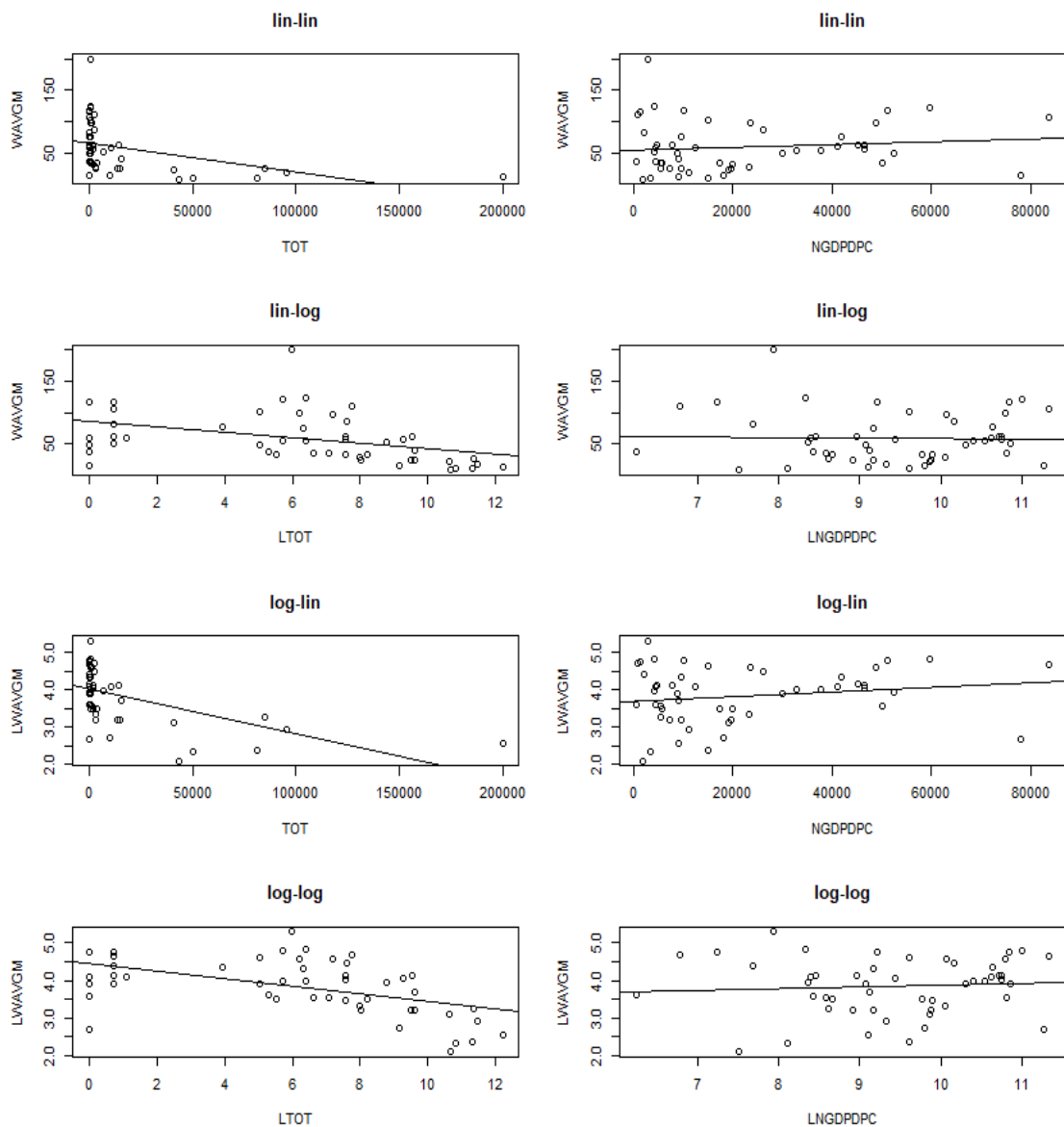


Table X.2
Regression results for equation 5

```

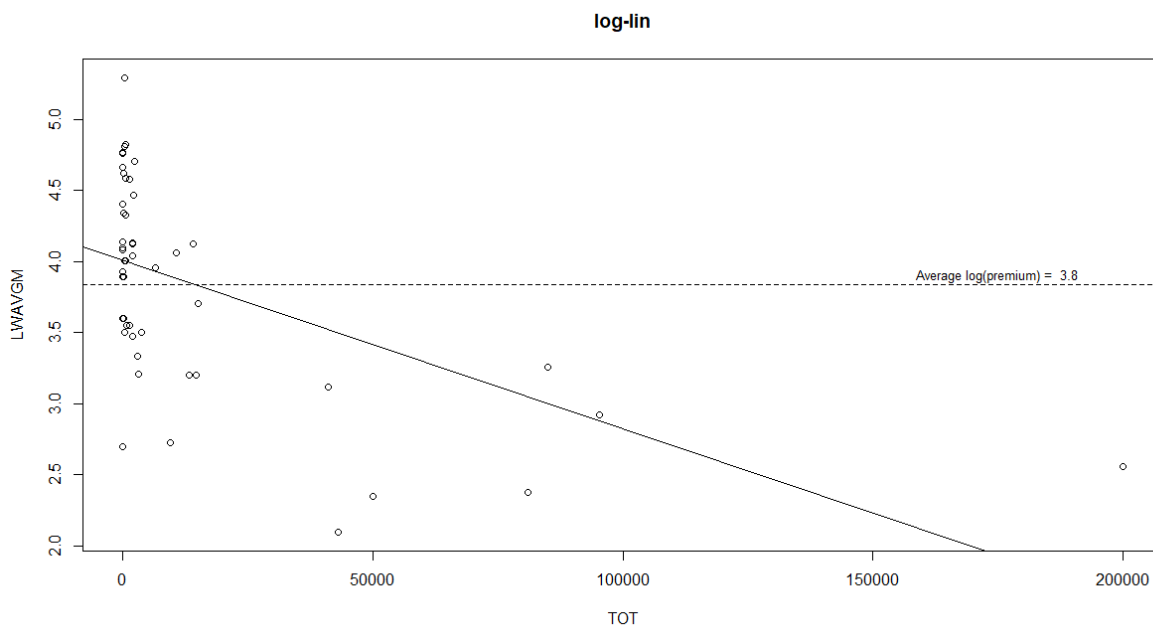
Call:
lm(formula = LWAvgM ~ TOT, data = alldata)

Residuals:
    Min       1Q   Median       3Q      Max
-1.40156 -0.44454  0.05045  0.46185  1.29403

Coefficients:
            Estimate Std. Error t value Pr(>|t|)
(Intercept)  4.005e+00  9.500e-02  42.159 < 2e-16 ***
TOT         -1.184e-05  2.539e-06  -4.663 2.51e-05 ***
---
Signif. codes:  0 '***' 0.001 '**' 0.01 '*' 0.05 '.' 0.1 ' ' 1

Residual standard error: 0.6219 on 48 degrees of freedom
Multiple R-squared:  0.3118,    Adjusted R-squared:  0.2974
F-statistic: 21.74 on 1 and 48 DF,  p-value: 2.515e-05
    
```

Figure X.3
Plots of association data with average and regression lines



IV. Trends

Table X.3 shows the historical prices of 14 Volets TIR Carnet prices (in USD), issued to members or national transporters for each association since 2012, as well as trend lines and inter annual variations. In 2020, when looking at the prices in USD, 12 associations have increased their prices, 24 have decreased the prices and 4 left the prices unchanged. However, when converting the prices to EUR, only 19 associations have increased their prices, 8 decreased them and 13 remain unchanged. This shows that a large share of this variability is due to fluctuations in exchange rates.

V. Conclusions

In conclusion, this analysis of the 2020 prices confirms that the principle of economies of scale is generally respected in the price setting for TIR Carnets. As in the analysis of the

2015, 2016, 2017, 2018 and 2019 prices, there is no statistical evidence that associations in countries with higher GDP per capita charge higher premiums.

Table X.3
Prices of a 14 Volets TIR Carnet for member/national transporters (in USD)

		2012	2013	2014	2015	2016	2017	2018	2019	2020	Trend line	Variations	
Afghanistan	ACCI			120.00		120.00	100.00		100.00				
Albania	ANALTIR			75.00	59.73	62.89			69.77	67.68			
Armenia	AIRCA		110.05	109.02	110.06	107.14	92.40	92.68	96.97	97.44			
Austria	AISÖ	112.73	116.71	120.38	98.77	97.67	93.32	110.19	106.16	102.31			
Azerbaijan	ABADA		174.40	135.29	104.51	120.16	117.30	139.87	130.76	130.63			
Belarus	BAMAP		58.06	62.07	57.13	56.01	67.76	71.27	69.68				
Belgium	FEBETRA		128.90	128.90	107.71	105.44	103.15	118.01	128.21	126.79			
Bosnia and Herzegovina	AIRH		132.55	134.03	104.55	106.98	89.48	91.63	91.19	94.04			
Bulgaria	AEBTRI		101.74	105.56	87.80	93.97	81.34	95.30	87.26	85.62			
Croatia	HGK									162.97			
	TRANSPORTKOMERC		117.67	121.96	110.60	107.85	107.07	117.90					
Czech Republic	CESMAD BOHEMIA	105.21	103.65	98.05	79.87	80.82	76.92	96.57	88.50	86.81			
Denmark	DTL		193.59	207.19	160.60	170.05	170.00	163.19	155.94	171.33			
Estonia	ERAA		130.27	139.53	114.48	111.48	152.70	178.88	161.62	158.77			
Finland	SKAL		147.19	151.82	100.45	123.17	124.28		123.72	123.86			
France	AFTRI		156.04	156.04	136.05	131.15	128.07	149.07	137.77	133.93			
Georgia	GIRCA		136.76	139.66	126.65	124.01	121.95	112.47	110.89	110.11			
Germany	AIST		142.88	142.88	119.39	115.72	112.28	126.50	121.56	118.17			
	BGL		146.40	146.16	122.55	123.85	120.94	136.15	122.35	118.58			
Greece	OFAE		96.86	101.23	83.05	82.50	78.47	91.93		81.59			
Hungary	MKFE	92.21	88.53	93.15	83.85	80.20	77.44	88.62	81.81	77.62			
India	FICCI									124.92			
Iran (Islamic Republic Of)	ICCIM		138.46	138.21	125.59	90.52	81.27	77.06	96.67	75.05			
Italy	UICCIAA	101.99	102.12	106.21	93.90	84.25	82.18	112.23	106.87	104.84			
Jordan	RACJ		141.04	141.24	141.24		141.24	141.24	141.24	120.06			
Kazakhstan	KAZATO		99.67	96.77	118.06	127.48	113.93	101.16	92.02	94.70			
Kyrgyzstan	AIRTO-KR		180.00	180.00	180.00	180.00							
Latvia	LA		96.72	90.66	81.24	80.28	87.74	66.57	65.76	78.48			
Lebanon	CCIAB		120.00	150.00	150.00	150.00		150.00	150.00	150.00			
Lithuania	LINAVA		107.70	90.54	78.00	78.58	74.71	81.12	75.46	75.47			
Moldova	AITA		90.16	71.19	82.41	78.75	74.14	79.98	73.13	75.66			
Mongolia	NARTAM		150.00	300.00		200.00	200.00	200.00					
Montenegro	PKCG	132.63	132.63	136.80	112.23	111.48	117.65	118.48	113.77	110.01			
Netherlands	NIWO/TLN		103.54	110.90	91.92	95.77	80.53	103.95	97.80	98.72			
North Macedonia	AMERIT			117.24	97.83	91.59	87.53	101.88	92.41				
Norway	NLF		140.40	132.01	107.57	90.76	96.06	103.67	91.00	75.70			
Pakistan	PNC-ICC								183.70	176.41			
Poland	ZMPD	71.83	83.08	85.94	75.12	73.18	71.13	84.97	75.67	73.51			
Romania	ARTRI		135.69	135.69	113.38	109.29	106.04						
	UNTRR		134.05	135.69	135.69	113.38	109.41	106.72	124.22	114.16	110.25		
Russian Federation	ASMAP		87.13	93.77	94.64	74.93	80.27	80.03	81.79	79.18	82.25		
Serbia	CCIS-ATT		135.72	130.71	113.05	107.76	104.77	93.88	90.68	91.60	91.60		
Slovakia	CESMAD SLOVAKIA		110.18	110.18	92.06	89.24	83.56	97.89	88.81	80.82			
Slovenia	GIZ INTERTRANSPORT		74.07	79.18	72.21	100.23	100.23	100.23	111.74	141.74			
Spain	ASTIC		102.17	124.14	121.95	109.41	104.60	119.47	113.77	110.01			
Sweden	SA		295.55	288.46	218.05	219.35	214.75	227.60	166.32	160.50			
Switzerland	ASTAG		172.04	183.91	167.71	163.27	160.64	170.39	156.71	164.95			
Syrian Arab Republic	SNC ICC				180.00	220.00							
Tajikistan	ABBAT				212.00	197.00		197.00	197.00	197.00			
Turkey	TOBB	109.55	110.17	108.07	80.65	85.76	83.12	79.00	75.51	75.05			
Turkmenistan	THADA		116.90		105.14	105.39	105.39	105.39	122.86	122.86			
Ukraine	AsMAP UA		79.27	67.90	65.69	73.66	71.98	64.61	78.28				
United Arab Emirates	ATCUAE									108.36			
United Kingdom	FTA		152.96	167.72	151.12			142.17	130.06				
	RHA		127.47	139.77	125.94	91.74	85.68	93.96	107.28	109.95			
Uzbekistan	AIRCUZ		120.00	120.00	120.00	120.00	100.00	79.30	77.00	68.00			