

19 February 2010

AGREEMENT

CONCERNING THE ADOPTION OF UNIFORM TECHNICAL PRESCRIPTIONS FOR WHEELED VEHICLES, EQUIPMENT AND PARTS WHICH CAN BE FITTED AND/OR BE USED ON WHEELED VEHICLES AND THE CONDITIONS FOR RECIPROCAL RECOGNITION OF APPROVALS GRANTED ON THE BASIS OF THESE PRESCRIPTIONS */

(Revision 2, including the amendments which entered into force on 16 October 1995)

Addendum 104: Regulation No. 105

Revision 1

Incorporating all valid text up to:

01 series of amendments - Date of entry into force: 13 January 2000

02 series of amendments - Date of entry into force: 5 December 2001

Corrigendum 1 to the 02 series of amendments, subject of depositary notification
C.N.605.2002.TREATIES-1 dated 13 June 2002

Corrigendum 2 to the 02 series of amendments, subject of Depositary Notification
C.N.36.2003.TREATIES-1 dated 17 January 2003

03 series of amendments - Date of entry into force: 23 June 2005

04 series of amendments - Date of entry into force: 18 June 2007

Supplement 1 to the 04 series of amendments - Date of entry into force: 22 July 2009

UNIFORM PROVISIONS CONCERNING THE APPROVAL OF VEHICLES INTENDED FOR THE CARRIAGE OF DANGEROUS GOODS WITH REGARD TO THEIR SPECIFIC CONSTRUCTIONAL FEATURES



UNITED NATIONS

*/ Former title of the Agreement:

Agreement Concerning the Adoption of Uniform Conditions of Approval and Reciprocal Recognition of Approval for Motor Vehicle Equipment and Parts, done at Geneva on 20 March 1958.

GE.10-20846

Regulation No. 105

UNIFORM PROVISIONS CONCERNING THE APPROVAL OF VEHICLES
INTENDED FOR THE CARRIAGE OF DANGEROUS GOODS
WITH REGARD TO THEIR SPECIFIC CONSTRUCTIONAL FEATURES

CONTENTS

REGULATION	<u>Page</u>
1. Scope	4
2. Definitions	4
3. Application for approval.....	4
4. Approval.....	5
5. Technical provisions.....	6
6. Modification of the vehicle type and extension of approval.....	14
7. Conformity of production	15
8. Penalties for non-conformity of production	15
9. Production definitely discontinued	15
10. Transitional provisions	15
11. Names and addresses of Technical Services responsible for conducting approval tests, and of Administrative Departments.....	16
ANNEXES	
<u>Annex 1</u> - Communication concerning the approval or extension or refusal or withdrawal of approval or production definitely discontinued of a vehicle type with regard to specific constructional features for the transport of dangerous goods	
<u>Annex 2</u> - Arrangements of approval marks	

1. SCOPE

The provisions of this Regulation apply to the construction of base vehicles of motor vehicles of category N and their trailers of category O 1/ intended for the transport of dangerous goods and which are subject to section 9.1.2. of Annex B to the European Agreement concerning the International Carriage of Dangerous Goods by Road (ADR).

2. DEFINITIONS

For the purpose of this Regulation:

- 2.1. "Base vehicle" (hereinafter referred to as "vehicle") means a chassis-cab vehicle, a tractor for semi-trailer, a trailer-chassis or a trailer with a self-supporting body intended for the transport of dangerous goods;
- 2.2. "Vehicle type" means vehicles which do not differ essentially with regard to the constructional features specified in this Regulation.

3. APPLICATION FOR APPROVAL

- 3.1. The application for approval of a vehicle type with regard to its specific constructional features shall be submitted by the vehicle manufacturer or by his duly accredited representative.
- 3.2. The application for approval shall be accompanied by the undermentioned documents in triplicate and by the following particulars:
- 3.2.1. A detailed description of the vehicle type with respect to its relevant structure, engine (compression-ignition, positive-ignition), dimensions, configuration and constituent materials;
- 3.2.2. Vehicle designation, according to paragraph 9.1.1.2 of the ADR (EX/II, EX/III, AT, FL, OX, MEMU);
- 3.2.3. Drawings of the vehicle;
- 3.2.4. The maximum technical mass (kg) of the complete vehicle.
- 3.3. A vehicle representative of the type to be approved shall be submitted to the technical service responsible for conducting the approval tests.

1/ As defined in Annex 7 to the Consolidated Resolution on the Construction of Vehicles (R.E.3) (document TRANS/WP.29/78/Rev.1/Amend.2).

4. APPROVAL

- 4.1. If the vehicle submitted for approval pursuant to this Regulation meets the provisions of paragraph 5 below, approval of that vehicle type shall be granted.
- 4.2. An approval number shall be assigned to each type approved. Its first two digits (at present 04 for the Regulation as amended by the 04 series of amendments) shall indicate the series of amendment incorporating the most recent major technical amendments made to the provisions at the time of issue of the approval. The same Contracting Party may not assign the same number to another vehicle type within the meaning of paragraph 2.2. above.
- 4.3. Notice of approval or of extension of approval of a vehicle type pursuant to this Regulation shall be communicated to the Contracting Parties by means of a form conforming to the model reproduced in Annex 1 to this Regulation.
- 4.4. There shall be affixed, conspicuously and in a readily accessible place specified on the approval form, to every vehicle conforming to a vehicle type approved under this Regulation an international approval mark consisting of:
- 4.4.1. A circle surrounding the letter "E" followed by the distinguishing number of the country which has granted approval. 2/
- 4.4.2. The number of this Regulation, followed by the letter "R", a dash and the approval number to the right of the circle prescribed in paragraph 4.4.1., and

2/ 1 for Germany, 2 for France, 3 for Italy, 4 for the Netherlands, 5 for Sweden, 6 for Belgium, 7 for Hungary, 8 for the Czech Republic, 9 for Spain, 10 for Yugoslavia, 11 for the United Kingdom, 12 for Austria, 13 for Luxembourg, 14 for Switzerland, 15 (vacant), 16 for Norway, 17 for Finland, 18 for Denmark, 19 for Romania, 20 for Poland, 21 for Portugal, 22 for the Russian Federation, 23 for Greece, 24 for Ireland, 25 for Croatia, 26 for Slovenia, 27 for Slovakia, 28 for Belarus, 29 for Estonia, 30 (vacant), 31 for Bosnia and Herzegovina, 32 for Latvia, 33 (vacant), 34 for Bulgaria, 35 (vacant), 36 for Lithuania, 37 for Turkey, 38 (vacant), 39 Azerbaijan, 40 for The former Yugoslav Republic of Macedonia, 41 (vacant), 42 for the European Community (Approvals are granted by its Member States using their respective UNECE symbol), 43 for Japan, 44 (vacant), 45 for Australia, 46 for Ukraine, 47 for Republic of South Africa, 48 for New Zealand, 49 for Cyprus, 50 for Malta, 51 for Republic of Korea, 52 for Malaysia, 53 for Thailand, 54 and 55 (vacant), 56 for Montenegro, 57 (vacant) and 58 for Tunisia. Subsequent numbers shall be assigned to other countries in the chronological order in which they ratify or accede to the Agreement Concerning the Adoption of Uniform Technical Prescriptions for Wheeled Vehicles, Equipment and Parts which can be Fitted and/or be Used on Wheeled Vehicles and the Conditions for Reciprocal Recognition of Approvals Granted on the Basis of these Prescriptions, and the numbers thus assigned shall be communicated by the Secretary-General of the United Nations to the Contracting Parties to the Agreement.

- 4.4.3. An additional symbol separated from the approval number and consisting of the symbol identifying the vehicle designation in accordance with paragraph 9.1.1.2. of the ADR. In the case of MEMU vehicles, the identifying symbol may be "EX/III".
- 4.5. If the vehicle conforms to a vehicle type approved under one or more other Regulations annexed to this Agreement, in the country which has granted approval under this Regulation, the symbol prescribed in paragraph 4.4.1. need not be repeated; in this case the Regulation and approval numbers and the additional symbols of all the Regulations under which approval has been granted in the country which has granted approval under this Regulation shall be placed in vertical columns to the right of the symbol prescribed in paragraph 4.4.1.
- 4.6. The approval mark shall be clearly legible and be indelible.
- 4.7. The approval mark shall be placed close to or on the vehicle data plate affixed by the manufacturer.
- 4.8. Annex 2 to this Regulation gives an example of the approval mark.

5. TECHNICAL PROVISIONS

- 5.1. Vehicles shall, depending on the vehicle designation, comply with the following provisions as assigned in the table below. 3/

For the purpose of this Regulation, MEMU vehicles shall comply with the requirements applicable to EX/III vehicles.

Vehicles approved as being in compliance with the requirements applicable to EX/III under this Regulation, as amended by the 04 series of amendments, shall be deemed to comply with the requirements applicable to MEMU vehicles.

3/ In this Regulation, references to other ECE Regulations shall be deemed to refer also to any other international rules that apply the same technical requirements as the respective ECE Regulation. References to specific sections of the respective ECE Regulations shall be interpreted accordingly.

TECHNICAL SPECIFICATIONS		VEHICLE DESIGNATION (according to chapter 9.1 of Annex B to ADR)				
		EX/II	EX/III	AT	FL	OX
5.1.1.	Electrical equipment					
5.1.1.2.	Wiring		x	x	x	x
5.1.1.3.	Battery master switch					
5.1.1.3.1.			x		x	
5.1.1.3.2.			x		x	
5.1.1.3.3.					x	
5.1.1.3.4.			x		x	
5.1.1.4.	Batteries	x	x		x	
5.1.1.5.	Permanently energized circuits					
5.1.1.5.1.					x	
5.1.1.5.2.			x			
5.1.1.6.	Electrical installation at the rear of the cab		x		x	
5.1.2.	Prevention of fire risks					
5.1.2.2.	Vehicle cab					x
5.1.2.3.	Fuel tanks	x	x		x	x
5.1.2.4.	Engine	x	x		x	x
5.1.2.5.	Exhaust system	x	x		x	
5.1.2.6.	Vehicle endurance braking		x	x	x	x
5.1.2.7.	Combustion heaters					
5.1.2.7.1.		x	x	x	x	x
5.1.3.	Braking equipment	x	x	x	x	x
5.1.3.1.			x	x	x	x
5.1.3.2.		x				
5.1.4	Speed limitation device	x	x	x	x	x
5.1.5.	Coupling devices for trailers	x	x			

5.1.1. Electrical equipment

5.1.1.1. General provisions

The electrical installation as a whole shall meet the following provisions, in accordance with the table of paragraph 5.1.

5.1.1.2. Wiring

5.1.1.2.1. The size of conductors shall be large enough to avoid overheating. Conductors shall be adequately insulated. All circuits shall be protected by fuses or automatic circuit breakers, except for the following:

- (a) from the battery to the cold start and stopping systems of the engine
- (b) from the battery to the alternator
- (c) from the alternator to the fuse or circuit breaker box
- (d) from the battery to the starter motor
- (e) from the battery to the power control housing of the endurance braking system, if this system is electrical or electromagnetic
- (f) from the battery to the electrical lifting mechanism for lifting the bogie axle

The above unprotected circuits shall be as short as possible.

5.1.1.2.2. Cables shall be securely fastened and positioned in such a way that the conductors are adequately protected against mechanical and thermal stresses.

5.1.1.3. Battery master switch

5.1.1.3.1. A switch for breaking the electrical circuits shall be placed as close to the battery as practicable. If a single pole switch is used it shall be placed in the supply lead and not in the earth lead.

5.1.1.3.2. A control device to facilitate the disconnecting and the reconnecting functions of the switch shall be installed in the driver's cab. It shall be readily accessible to the driver and distinctively marked. It shall be protected against inadvertent operation by either adding a protective cover, by using a dual movement control device, or by other suitable means. Additional control devices may be installed provided they are distinctively marked and protected against inadvertent operation. If the control device(s) are electrically operated, the circuits of the control device(s) are subject to the requirements of paragraph 5.1.1.5.

5.1.1.3.3. The switch shall have a casing with protection degree IP65 in accordance with IEC Standard 529.

5.1.1.3.4. The cable connections on the battery master switch shall have a protection degree IP54. However, this does not apply if these connections are contained in a housing which may be the battery box. In this case it is sufficient to insulate the connections against short circuits, for example with a rubber cap.

5.1.1.4. Batteries

The battery terminals shall be electrically insulated or covered by the insulating battery box cover. If the batteries are not located under the engine bonnet, they shall be fitted in a vented box.

5.1.1.5. Permanently energized circuits

5.1.1.5.1. Those parts of the electrical installation, including the leads which shall remain energized when the battery master-switch is open, shall be suitable for use in hazardous areas. Such equipment shall meet the appropriate requirements of EC 60079 4/, parts 0 and 14 and the additional requirements applicable of EC arts 1, 2, 5, 6, 7, 11, 15 or 18. 5/

For the application of IEC 60079 part 14 5/, the following classification shall be used:

Permanently energized electrical equipment including the leads that are not subject to paragraphs 5.1.1.3. and 5.1.1.4. shall meet the requirements for zone 1 for electrical equipment in general or meet the requirements for zone 2 for electrical equipment situated in the driver's cab. The requirements for explosion group IIC, temperature class T6, shall be met.

The supply leads for permanently energized equipment shall either comply with the provisions of IEC 60079, part 7 ("Increased safety") and be protected by a fuse or automatic circuit breaker placed as close to the source of power as practicable or, in the case of "intrinsically safe equipment", they shall be protected by a safety barrier placed as close to the source of power as practicable.

5.1.1.5.2. Bypass connections to the battery master switch for electrical equipment which must remain energized when the battery master switch is open shall be protected against overheating by suitable means, such as a fuse, a circuit breaker or a safety barrier (current limiter).

4/ The requirements of IEC 60079 part 14 do not take precedence over the requirements of this Regulation.

5/ As an alternative, the general requirements of EN 50014 and the additional requirements of EN 50015, 50016, 50017, 50018, 50019, 50020, 50021 or 50028 may be used.

5.1.1.6. Provisions concerning that part of the electrical installation situated to the rear of the driver's cab

The whole installation shall be so designed, constructed and protected such that it cannot provoke any ignition or short-circuit under normal conditions of use of vehicles and that these risks can be minimized in the event of an impact or deformation. In particular:

5.1.1.6.1. Wiring

The wiring located to the rear of the driver's cab shall be protected against impact, abrasion and chafing during normal vehicle operation. Examples of appropriate protection are given in the figures 1, 2, 3 and 4 below. However, the sensor cables of anti-lock braking devices do not need additional protection.

Figure No.1

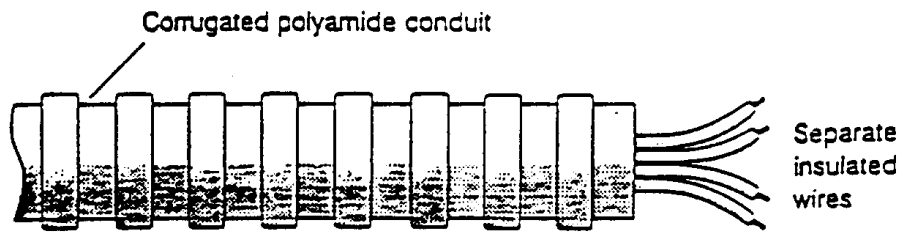


Figure No.2

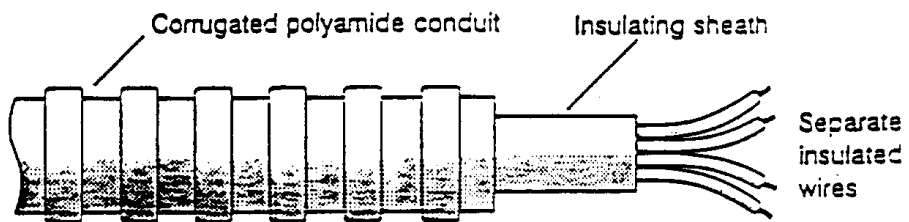


Figure No.3

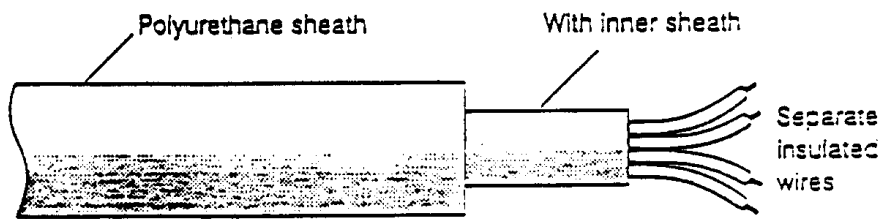
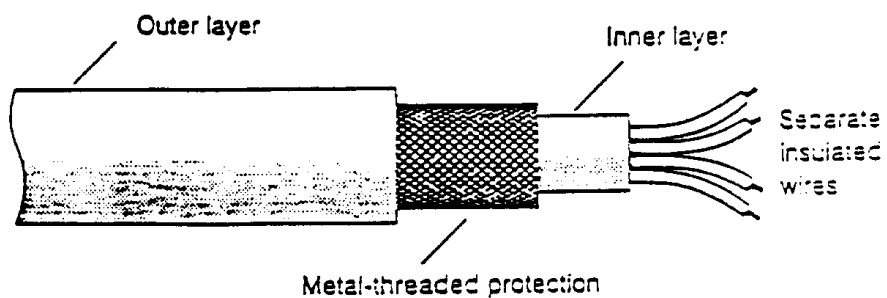


Figure No.4



5.1.1.6.2. Lighting

Lamp bulbs with a screw cap shall not be used.

5.1.1.6.3. Electrical connections

Electrical connections between motor vehicles and trailers shall have a protection degree IP54 in accordance with IEC standard 529 and be designed to prevent accidental disconnection. Examples of appropriate connections are given in ISO 12 098:2004 and ISO 7638:1997.

5.1.2. Prevention of fire risks

5.1.2.1. General provisions

The following technical provisions shall apply in accordance with the table of paragraph 5.1.

5.1.2.2. Vehicle cab

Unless the driver's cab is made of materials which are not readily flammable, a shield made of metal or other suitable material of the same width as the tank shall be fitted at the rear of the cab. Any windows in the rear of the cab or in the shield shall be hermetically closed and made of fire resistant safety glass with fire resistant frames. Furthermore, there shall be a clear space of not less than 15 cm between the tank and the cab or the shield.

5.1.2.3. Fuel tanks

The fuel tanks for supplying the engine of the vehicle shall meet the following requirements:

5.1.2.3.1. In the event of any leakage, the fuel shall drain to the ground without coming into contact with hot parts of the vehicle or with a closure enabling the opening to be kept hermetically sealed.

5.1.2.3.2. Fuel tanks containing petrol shall be equipped with an effective flame trap at the filler opening or with a closure with which the opening can be kept hermetically sealed.

5.1.2.4. Engine

The engine propelling the vehicle shall be so equipped and situated to avoid any danger to the load through heating or ignition. In the case of EX/II, EX/III and MEMU vehicles, the engine shall be of compression-ignition construction.

5.1.2.5. Exhaust system

The exhaust system (including the exhaust pipes) shall be so directed or protected to avoid any danger to the load through heating or ignition. Parts of the exhaust system situated directly below the fuel tank (diesel) shall have a clearance of at least 100 mm or be protected by a thermal shield.

The exhaust system of EX/II, EX/III and MEMU vehicles shall be so constructed and situated that any excess heat shall not constitute a hazard to the load by raising the temperature on the inner surface of the load compartment above 80 °C. 6/

5.1.2.6. Vehicle endurance braking

Vehicles equipped with endurance braking systems emitting high temperatures placed behind the rear wall of the driver's cab shall be equipped with a thermal shield securely fixed and located between this system and the tank or load so as to avoid any heating, even local, of the tank shell or the load.

In addition, the thermal shield shall protect the braking system against any outflow or leakage, even accidental, of the load. For instance, a protection including a twin-shell shield shall be considered satisfactory.

5.1.2.7. Combustion Heaters

5.1.2.7.1 Combustion heaters shall comply with the relevant technical requirements of Regulation No. 122, including those of Annex 9.

5.1.3. Braking equipment

5.1.3.1. EX/III, AT, FL, OX and MEMU vehicles shall fulfil all relevant requirements of Regulation No. 13, including those of Annex 5.

5.1.3.2. EX/II vehicles shall fulfil all relevant requirements of Regulation No. 13. Nevertheless, the requirements of Annex 5 are not applicable.

6/ Compliance with these requirements shall be verified on the completed vehicle.

5.1.4. Speed limitation device

Power driven vehicles of categories N₂ and N₃ shall be equipped with a speed limitation device according to the technical requirements of Regulation No. 89. The device shall be set in such a way that the speed cannot exceed 90 km/h, bearing in mind the technological tolerance of the device.

5.1.5. Coupling devices for trailer

Coupling devices for trailers shall comply with the technical requirements of Regulation No. 55.

6. MODIFICATION OF THE VEHICLE TYPE AND EXTENSION OF APPROVAL

6.1. Every modification of the vehicle type shall be notified to the administrative department which approved the vehicle type. The department may then either:

6.1.1. Consider that the modifications made are unlikely to have an appreciable adverse effect and that in any case the vehicle still complies with the requirements, or

6.1.2. Require a further test report from the technical service responsible for conducting the tests.

6.2. Confirmation or refusal of approval, specifying the alteration, shall be communicated by the procedure specified in paragraph 4.3. to the Contracting Parties.

6.3. The Competent Authority issuing an extension of approval shall assign a series number to each communication form drawn up for such an extension and inform thereof the other Parties by means of a communication form conforming to the model in Annex 1 to this Regulation.

7. CONFORMITY OF PRODUCTION

The conformity of production procedures shall comply with those set out in the Agreement, Appendix 2 (E/ECE/324-E/ECE/TRANS/505/Rev.2), with the following requirements:

7.1. Vehicles approved to this Regulation shall be so manufactured as to conform to the type approved by meeting the requirements set forth in paragraph 5 above.

7.2. The Competent Authority which has granted type-approval may at any time verify the conformity control methods applicable to each production facility. The normal frequency of these verifications shall be once per two years.

8. PENALTIES FOR NON-CONFORMITY OF PRODUCTION

8.1. The approval granted in respect of a vehicle type pursuant to this Regulation may be withdrawn if the requirement laid down in paragraph 7. above is not complied with.

8.2. If a Contracting Party to the Agreement applying this Regulation withdraws an approval it has previously granted, it shall forthwith notify the other Contracting Parties applying this Regulation, by means of a communication form conforming to the model in Annex 1 to this Regulation.

9. PRODUCTION DEFINITELY DISCONTINUED

If the holder of the approval completely ceases to manufacture a type of vehicle under this Regulation, he shall so inform the authority which granted the approval. Upon receiving the relevant communication, that authority shall inform thereof the other Parties to the 1958 Agreement applying this Regulation by means of a communication form conforming to the model in Annex 1 to this Regulation.

10. TRANSITIONAL PROVISIONS

10.1. As from the official date of entry into force of the 04 series of amendments, no Contracting Party applying this Regulation shall refuse to grant ECE approval under this Regulation as amended by the 04 series of amendments.

10.2. As from 1 January 2008 Contracting Parties applying this Regulation shall grant ECE approvals only if the vehicle type to be approved meets the requirements of this Regulation as amended by the 04 series of amendments.

10.3. Contracting Parties applying this Regulation shall continue to grant approvals and extensions of such approvals to those types of vehicle which comply with the requirements of this Regulation, as amended by the preceding series of amendments until 31 December 2007.

10.4. No Contracting Party applying this Regulation shall refuse national or regional type approval of a vehicle type approved to the 04 series of amendments to this Regulation.

10.5. As from 1 January 2008, no Contracting Party applying this Regulation shall grant national or regional type approval of a vehicle type approved to the preceding series of amendments to this Regulation

11. NAMES AND ADDRESSES OF TECHNICAL SERVICES CONDUCTING APPROVAL TESTS, AND ADMINISTRATIVE DEPARTMENTS.

The Contracting Parties to the Agreement applying this Regulation shall communicate to the secretariat of the United Nations the names and addresses of the Technical Services responsible for conducting approval tests and of the Administrative Departments which grant approval and to which forms certifying approval or extension or refusal or withdrawal of approval, issued in other countries, are to be sent.

Annex 1

COMMUNICATION

(maximum format: A4 (210 x 297 mm))



issued by: Name of administration:

.....
.....
.....

concerning: 2/ APPROVAL GRANTED
APPROVAL EXTENDED
APPROVAL REFUSED
APPROVAL WITHDRAWN
PRODUCTION DEFINITELY DISCONTINUED

of a vehicle type with regard to specific constructional features for the transport of dangerous goods.

Approval No.:

Extension No.:

1. Trade name or mark of the vehicle
2. Vehicle category: N₁, N₂, N₃, O₁, O₂, O₃ or O₄:
(chassis-cab, tractor for semi-trailer, trailer-chassis, trailer with a self-supporting body 2/).
3. Vehicle type:
4. Vehicle designation (EX/II, EX/III, FL, OX, AT, MEMU):
5. Manufacturer's name and address:
6. If applicable, name and address of manufacturer's representative:
7. Mass of the vehicle:
- 7.1. Technical maximum mass of complete vehicle:

- 8. Specific equipment of the vehicle:
 - 8.1. The vehicle is/is not 2/ equipped with specific electrical devices.
Summary description
 - 8.2. The vehicle is/is not 2/ equipped with devices for the prevention of fire risks.
Summary description
 - 8.3. In the case of a motor vehicle:
 - 8.3.1. Type of engine: positive-ignition, compression-ignition 2/
- 9. Vehicle submitted for approval on:
- 10. Technical service responsible for carrying out approval inspections:
- 11. Date of report issued by that service:.....
- 12. Number of report issued by that service:
- 13. Approval granted/refused/extended/withdrawn 2/.....
- 14. Position of approval mark on the vehicle:
- 15. Place:.....
- 16. Date:.....
- 17. Signature:

1/ Distinguishing number of the country which has granted/extended/refused or withdrawn approval.

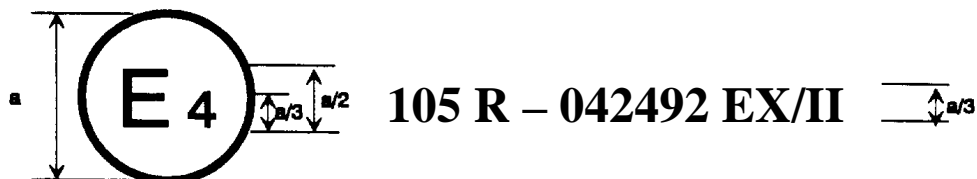
2/ Strike out what does not apply.

Annex 2

ARRANGEMENTS OF APPROVAL MARKS

Model A

(see paragraph 4.4. of this Regulation)

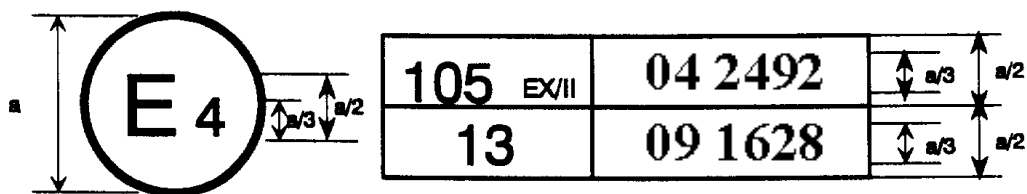


a = 8 mm min.

The above approval mark affixed to a vehicle shows that the vehicle type concerned, intended for the transport of dangerous goods, has been approved in the Netherlands (E4), pursuant to Regulation No. 105, under the approval number 042492 and designated EX/II (according to paragraph 9.1.1.2 of Annex B to the ADR). The first two digits of the approval number indicate that the approval was granted in accordance with the requirements of Regulation No. 105 as amended by the 04 series of amendments.

Model B

(see paragraph 4.5. of this Regulation)



a = 8 mm min.

The above approval mark affixed to a vehicle shows that the vehicle type concerned has been approved in the Netherlands (E4) pursuant to Regulations Nos. 105 and 13 ^{1/}. The first two digits of the approval numbers indicate that, at the dates when respective approvals were granted, Regulation No. 105 included the 04 series of amendments, while Regulation No. 13 already included the 09 series of amendments.

^{1/} The second Regulation number is given merely as an example.
