

24 February 2011

Agreement

Concerning the Adoption of Uniform Technical Prescriptions for Wheeled Vehicles, Equipment and Parts which can be Fitted and/or be Used on Wheeled Vehicles and the Conditions for Reciprocal Recognition of Approvals Granted on the Basis of these Prescriptions*

(Revision 2, including the amendments which entered into force on 16 October 1995)

Addendum 6: Regulation No. 7

Revision 5 – Amendment 2

Supplement 17 to the 02 series of amendments: Date of entry into force: 30 January 2011

Uniform provisions concerning the approval of front and rear position lamps, stop-lamps and end-outline marker lamps for motor vehicles (except motor cycles) and their trailers



UNITED NATIONS

* Former title of the Agreement: Agreement Concerning the Adoption of Uniform Conditions of Approval and Reciprocal Recognition of Approval for Motor Vehicle Equipment and Parts, done at Geneva on 20 March 1958.

Paragraphs 2.1.4., amend to read:

"2.1.4. Whether the device produces steady luminous intensity (category R, R1, RM1, S1 or S3) or variable luminous intensity (category R2, RM2, S2 or S4)."

Paragraph 2.2.1., amend to read:

"2.2.1. Drawings, in triplicate, in sufficient detail to permit identification of the type of the device and showing the following:

- (a) In what geometrical position(s) the device (and if applicable for category S3 or S4 lamps the rear window) may be mounted on the vehicle; the axis of observation to be taken is the axis of reference in the tests (horizontal angle $H = 0^\circ$, vertical angle $V = 0^\circ$); and the point to be taken as the centre of reference in the said tests.
- (b) The geometrical conditions of installation of the device(s) that meet(s) the requirements of paragraph 6.
- (c) In the case of an interdependent lamp system, the interdependent lamp or the combination of interdependent lamps that fulfil the requirements of paragraph 6.1. and of Annex 4 to this Regulation.
- (d) The position intended for the approval number and the additional symbols in relation to the circle of the approval mark;"

Paragraph 4.1.1., amend to read:

"4.1.1. If the two devices which are submitted in pursuance of paragraph 2.2.4. above satisfy the provisions of this Regulation, approval shall be granted. All the devices of an interdependent lamp system must be submitted for type approval by the same applicant."

Insert new paragraphs 4.2.2.3. and 4.2.2.4., to read:

"4.2.2.3. On devices meeting the requirements of this Regulation in respect of the front end-outline marker lamps, the letters "AM";

4.2.2.4. On devices meeting the requirements of this Regulation in respect of the rear end-outline marker lamps, the letters "RM" followed by the figure "1" when the device produces steady luminous intensity and by the figure "2" when the device produces variable luminous intensity;"

Paragraphs 4.2.2.3. and 4.2.2.4. (former), renumber as paragraphs 4.2.2.5. and 4.2.2.6.

Paragraph 4.2.2.5., renumber as paragraph 4.2.2.7. and amend to read:

"4.2.2.7. On front or rear position lamps of which the visibility angles are asymmetrical with regard to the reference axis in a horizontal direction and on front or rear end-outline marker lamps, a horizontal arrow pointing towards the side on which the photometric specifications are met up to an angle of $80^\circ H$;"

Paragraphs 4.2.2.6. and 4.2.2.7. (former), renumber as paragraphs 4.2.2.8. to 4.2.2.9.

Insert a new paragraph 4.2.2.10., to read:

"4.2.2.10. On interdependent lamps, which may be used as part of an interdependent lamp system, the additional letter "Y" to the right of the symbol mentioned in paragraph 4.2.2.1 to 4.2.2.4. shall be marked on each device."

Paragraph 4.3.1., amend to read:

"4.3.1. Independent lamps

Annex 3, paragraphs 1 to 6, give examples of the approval mark with the above mentioned additional symbols.

If ..., provided that:"

Paragraph 4.3.1.5., amend to read:

"4.3.1.5. Paragraph 7 of Annex 3 to this Regulation gives examples of an approval mark with the above-mentioned additional symbols."

Paragraph 4.3.2.5., amend to read:

"4.3.2.5. Paragraph 8 of Annex 3 to this Regulation gives examples of approval marks for grouped, combined or reciprocally incorporated lamps with all the above mentioned additional symbols."

Paragraph 4.3.3.2., amend to read:

"4.3.3.2. Paragraph 9 of Annex 3 to this Regulation gives examples of approval marks relating to lamps which are reciprocally incorporated with a headlamp."

Insert a new paragraph 5.6.3., to read:

"5.6.3. A light source module shall be so designed that regardless of the use of tool(s), it shall not be mechanically interchangeable with any replaceable approved light source."

Paragraph 5.7., renumber as paragraph 5.8. and amend to read:

"5.8. In case of failure of the variable intensity control of:

- (a) A rear position lamp category R2 emitting more than the maximum value of category R or R1;
- (b) A rear end-outline marker lamp category RM2 emitting more than the maximum value of category RM1;
- (c) A stop lamp category S2 emitting more than the maximum value of category S1;
- (d) A stop lamp category S4 emitting more than the maximum value of category S3;

requirements of steady luminous intensity of the respective category shall be fulfilled automatically."

Paragraphs 5.8. to 5.8.3., renumber as paragraphs 5.9. to 5.9.3.

Add a new paragraph 5.10., to read:

"5.10. An interdependent lamp system shall meet the requirements when all its interdependent lamps are operated together."

Paragraph 6.1., amend to read:

"6.1. The light emitted by each of the two devices supplied shall be in the reference axis, of not less than the minimum intensity and of not more than the maximum intensity specified below:

	<i>Minimum luminous intensity in cd</i>	<i>Maximum luminous intensity in cd when used as</i>	
		<i>Single lamp</i>	<i>Lamp (single) marked "D" paragraph (4.2.2.6.)</i>
6.1.1. Front position lamps, front end-outline marker lamp A or AM	4	140	70
6.1.2. Front position lamps incorporated in a headlamp	4	140	-
6.1.3. Rear position lamps, rear end-outline marker lamp 6.1.3.1. R, R1 or RM1 (steady)	4	17	8.5
6.1.3.1. R2 or RM2 (variable)	4	42	21
6.1.4. Stop-lamps 6.1.4.1. S1 (steady)	60	260	130
6.1.4.2. S2 (variable)	60	730	365
6.1.4.3. S3 (steady)	25	110	55
6.1.4.4. S4 (variable)	25	160	80

6.1.5. ...

...."

Paragraph 6.4., amend to read:

"6.4. In the case of devices of categories R2, RM2, S2 and S4 the time that elapses between energising the light source(s) and the light output measured on the reference axis to reach 90 per cent of the value measured in accordance with paragraph 6.3. above shall be measured for the extreme levels of luminous intensity produced by the device. The time measured to obtain the lowest luminous intensity shall not exceed the time measured to obtain the highest luminous intensity."

Paragraph 8., amend to read:

"8. Colour of light emitted

The colour of the light emitted inside the field of the light distribution grid defined in paragraph 2 of Annex 4 shall be red or white. For testing see Annex 5 to this Regulation. Outside this field, no sharp variation of colour shall be observed.

These requirements shall also apply within the range of variable luminous intensity produced by:

- (a) Rear position lamps of category R2;
- (b) Rear end-outline marker lamps of category RM2;
- (c) Stop lamps of categories S2 and S4."

Annex 1, amend to read:

"Front and rear position lamps, end-outline marker lamps and stop-lamps: minimum angles required for light distribution in space¹

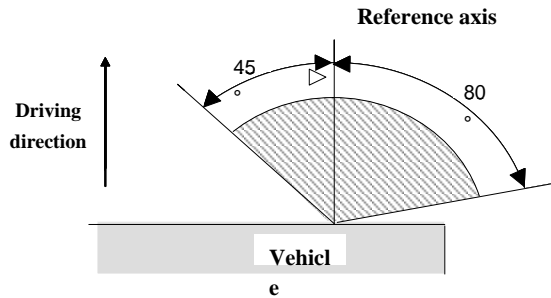
In all cases,

...

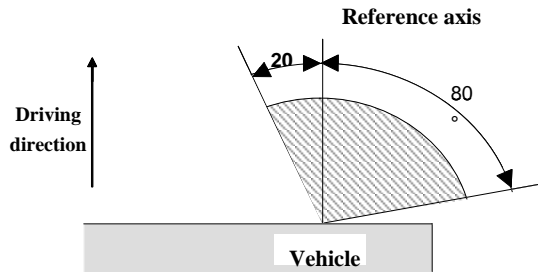
- (b) for category S3 or S4 stop lamp for which they are 10° above and 5° below the horizontal;

Minimum horizontal angles of light distribution in space

Front position lamps,
On and above the H
plane for all lamps.
Under the H plane for
lamps intended for M₂,
M₃, N₂ or N₃ category
vehicles.



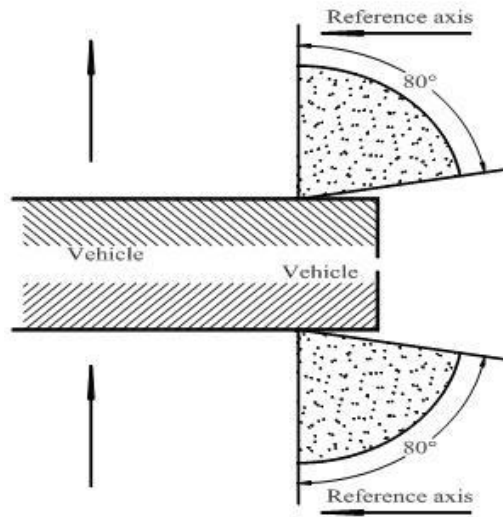
Front position lamps,
Under the H plane for M₁
or N₁ category vehicles.



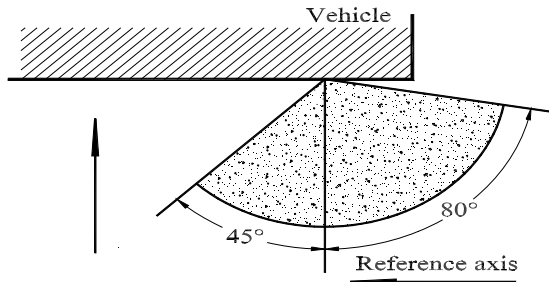
H plane: "horizontal
plane going through the
reference centre of the
lamp

¹ The angles shown in these diagrams are correct for devices to be mounted on the right side of the vehicle. The arrows point to the front of the vehicle.

Front End-outline marker lamp
(AM)



Rear End-outline marker lamp
(RM1, RM2)



Rear position lamps

Stop lamps (S1 and S2)

..."

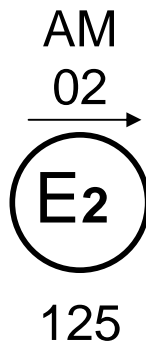
Annex 2,

Item 9, amend to read:

- "9. Concise description:
9.1 By category of lamp:
For mounting either outside or inside or both²:
...
...
Variable luminous intensity: yes/no²
- 9.2 Function(s) produced by an interdependent lamp forming part of an interdependent lamp system:
- | | |
|-------------------------|------------------------|
| Front position lamp | yes/ no ² |
| R1 Rear position lamp | yes/ no ² |
| R2 Rear position lamp | yes/ no ² |
| S1 Stop lamp | yes/ no ² |
| S2 Stop lamp | yes/ no ² |
| S3 Stop lamp | yes/ no ² |
| S4 Stop lamp | yes/ no ² |
| End-outline marker lamp | yes/ no ² " |

Annex 3, insert new paragraphs 3. and 4. to read:

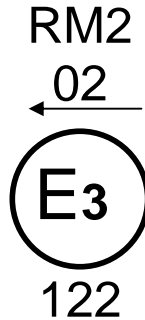
- "3. Front End-outline marker lamp



The device bearing the approval mark shown above is a front end-outline marker lamp approved in France (E2) under approval number 125 pursuant to Regulation No. 7.

The number mentioned below the symbol "AM" indicates that approval was granted in conformity with the requirements of Regulation No. 7 as amended by the 02 series of amendments. The horizontal arrow indicates the side on which the required photometric specifications are met up to an angle of 80° H.

4. Rear End-outline marker lamp



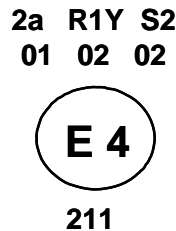
The device bearing the approval mark shown above is a rear end-outline marker lamp with variable luminous intensity approved in Italy (E3) under approval number 122 pursuant to Regulation No. 7.

The number mentioned below the symbol "RM" indicates that approval was granted in conformity with the requirements of Regulation No. 7 as amended by the 02 series of amendments. The horizontal arrow indicates the side on which the required photometric specifications are met up to an angle of 80° H."

Paragraphs 3. to 8. (former), renumber as paragraphs 5. to 10.

Insert a new paragraph 11., to read:

"11. Interdependent lamps

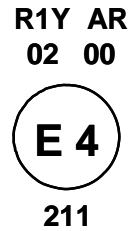


Marking of an interdependent lamp comprising part of an interdependent lamp system providing:

A rear direction indicator lamp (category 2a) approved in accordance with the 01 series of amendments to Regulation No. 6,

A red rear position (side) lamp (R1) approved in accordance with the 02 series of amendments to Regulation No. 7. This is also marked Y as it is an interdependent lamp forming part of an interdependent lamp system,

A stop-lamp with variable luminous intensity (S2) approved in accordance with the 02 series of amendments to Regulation No. 7.



Marking of an interdependent lamp comprising part of an interdependent lamp system providing:

A red rear position (side) lamp (R1) approved in accordance with the 02 series of amendments to Regulation No. 7. This is also marked Y as it is an interdependent lamp forming part of an interdependent lamp system,

A reversing lamp (AR) approved in accordance with Regulation No. 23 in its original version."