

# Transport Statistics Infocard

## SLOVENIA



• Area: 20,253 km<sup>2</sup> • Inhabitants: 2,071,420 (2018)

Contracting Party to 24 UN Transport Conventions (of which 8 UN Road Safety Conventions) under the purview of UNECE Inland Transport Committee.

### Road and rail statistics

Number of passenger cars (thousand), 2018	1,143
Motorization rate (No. of passenger cars per thousand inhabitants), 2018	552
New registrations of alternative fuel passenger cars (% of total), 2018	3.2
Length of railway lines (km), 2018	1,209

### Road casualty statistics

Fatalities, 2017	104
Injured, 2017	7,901

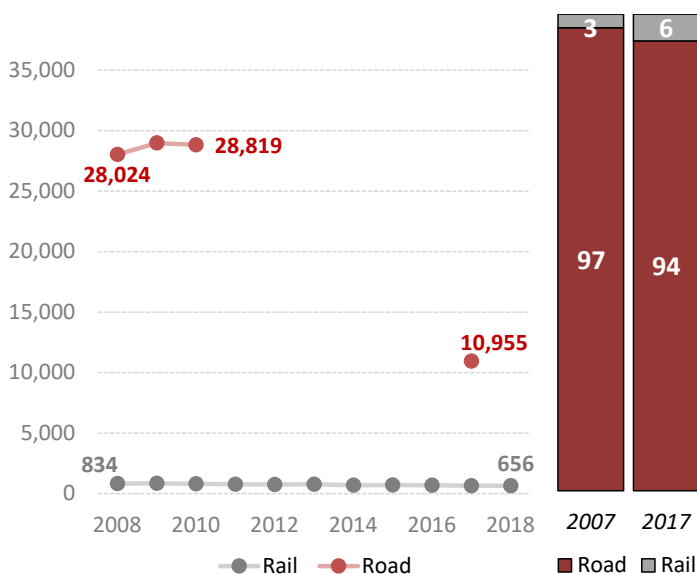
### Road deaths per

Million inhabitants, 2017	50
100,000 passenger cars, 2017	9

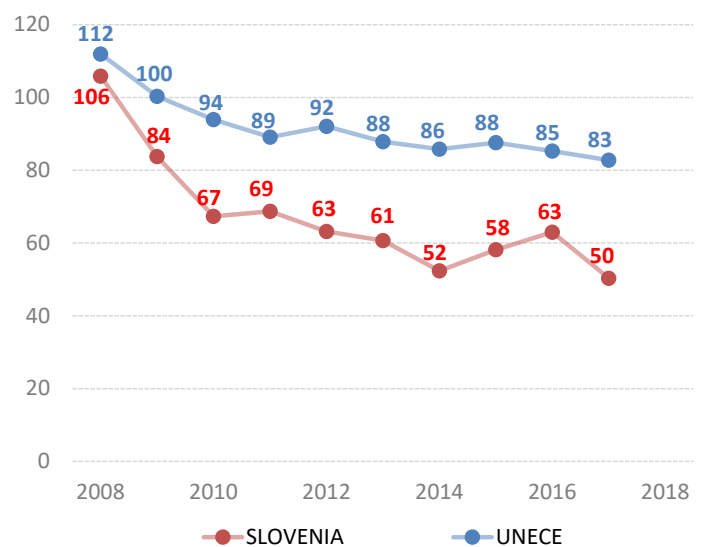
### Vulnerable road users (% of total deaths)

Pedestrian and cyclists, 2013	28.8
Motorcyclists, 2009	16.4

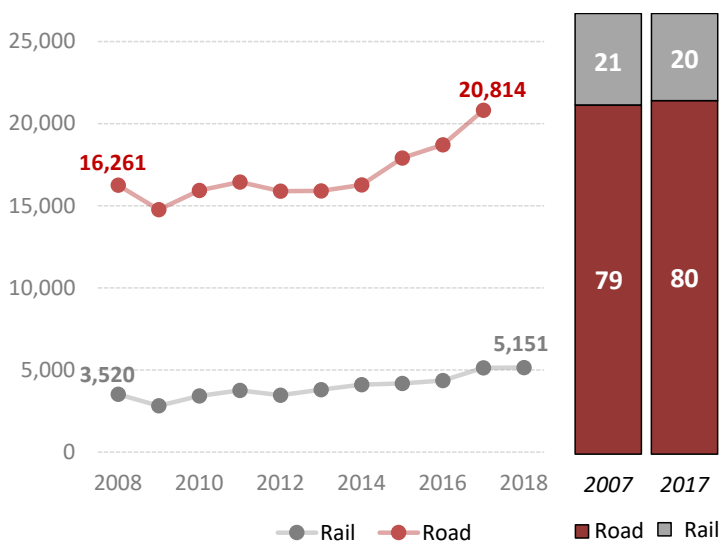
### Passenger-km by mode (million) and modal share (%)<sup>1</sup>



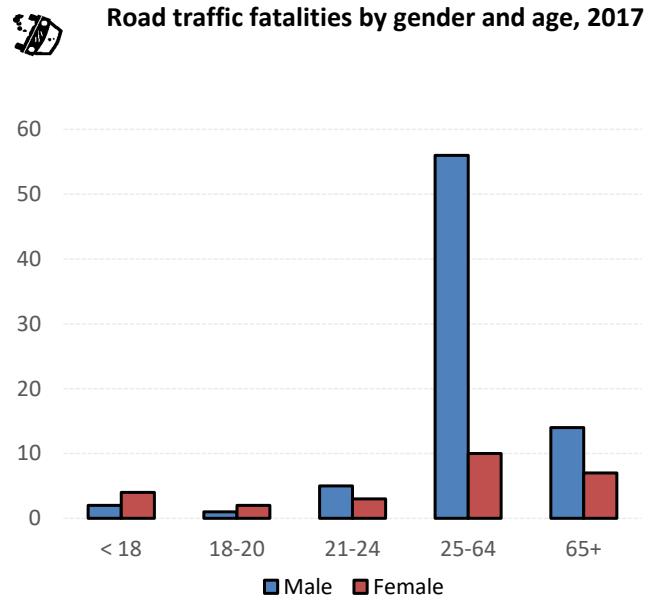
### Road fatalities per million inhabitants



### Tonne-km by mode (million) and modal share (%)



### Road traffic fatalities by gender and age, 2017



Source: UNECE Transport Statistics Database.

Note: For road safety graphics, UNECE refers to the average value of ECE member States. IWW = inland waterways. Alternative fuel refers to fuel types other than petrol, diesel or hybrids.

<sup>1</sup> Road passenger-km excludes motorcycles and urban transport and motor coaches, buses, etc transport performed by private individual road carriers.