

## LUXEMBOURG



• Area: 2,586 km<sup>2</sup> • Inhabitants: 608,810 (2018)

Contracting Party to 44 UN Transport Conventions (of which 17 UN Road Safety Conventions) under the purview of UNECE Inland Transport Committee.

### Road and rail statistics

Number of passenger cars (thousand), 2017	403
Motorization rate (No. of passenger cars per thousand inhabitants), 2017	676
New registrations of alternative fuel passenger cars (% of total), 2009	0.4
Length of railway lines (km), 2017	275

### Road casualty statistics

Fatalities, 2018	36
Injured, 2018	1,218

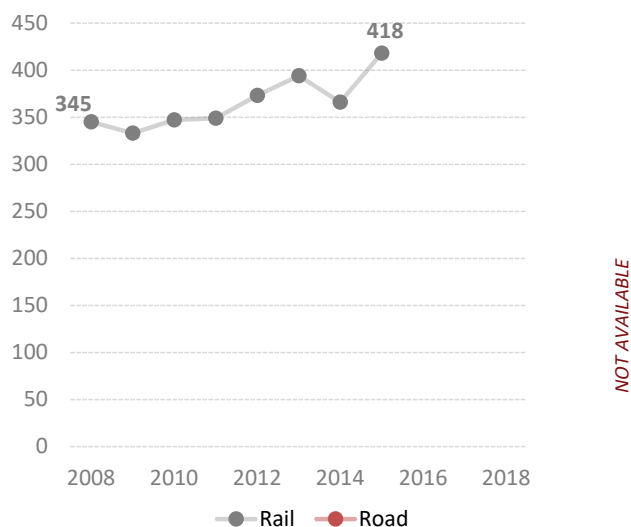
### Road deaths per

Million inhabitants, 2018	59
100,000 passenger cars, 2017	6

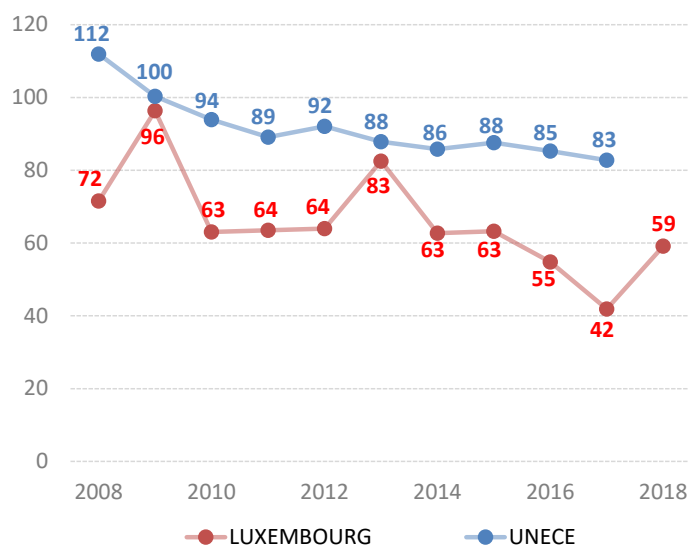
### Vulnerable road users (% of total deaths)

Pedestrian and cyclists	..
Motorcyclists, 2009	14.6

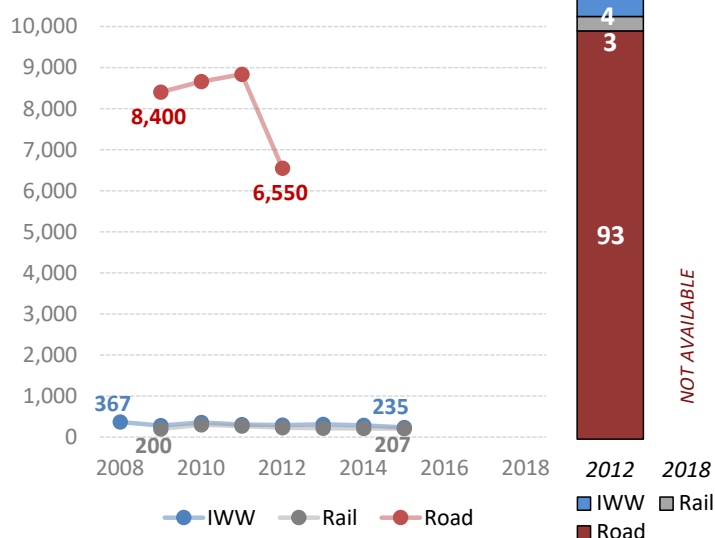
### Passenger-km by mode (million) and modal share (%)



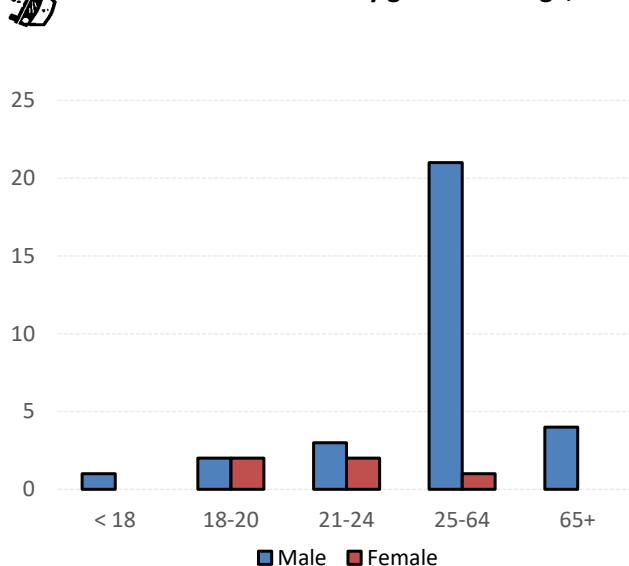
### Road fatalities per million inhabitants



### Tonne-km by mode (million) and modal share (%)



### Road traffic fatalities by gender and age, 2018



Source: UNECE Transport Statistics Database.

Note: For road safety graphics, UNECE refers to the average value of ECE member States. IWW = inland waterways. Alternative fuel refers to fuel types other than petrol, diesel or hybrids.

- Not applicable / .. Not available.