

Transport Statistics Infocard

LITHUANIA



• Area: 65,300 km² • Inhabitants: 2,800,100 (2018)

Contracting Party to 26 UN Transport Conventions (of which 11 UN Road Safety Conventions) under the purview of UNECE Inland Transport Committee.

Road and rail statistics

Number of passenger cars (thousand), 2018	1,431
Motorization rate (No. of passenger cars per thousand inhabitants), 2018	511
New registrations of alternative fuel passenger cars (% of total), 2018 ¹	2.1
Length of railway lines (km), 2018	1,911

Road casualty statistics

Fatalities, 2017	191
Injured, 2017	3,561

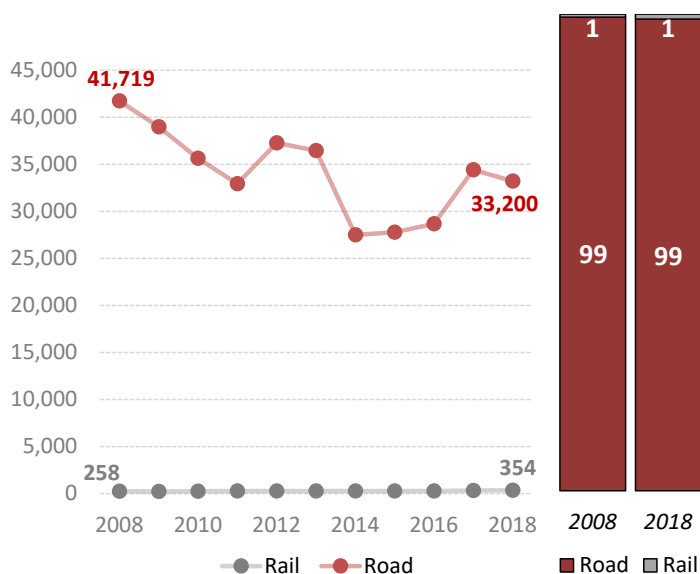
Road deaths per

Million inhabitants, 2017	68
100,000 passenger cars, 2017	14

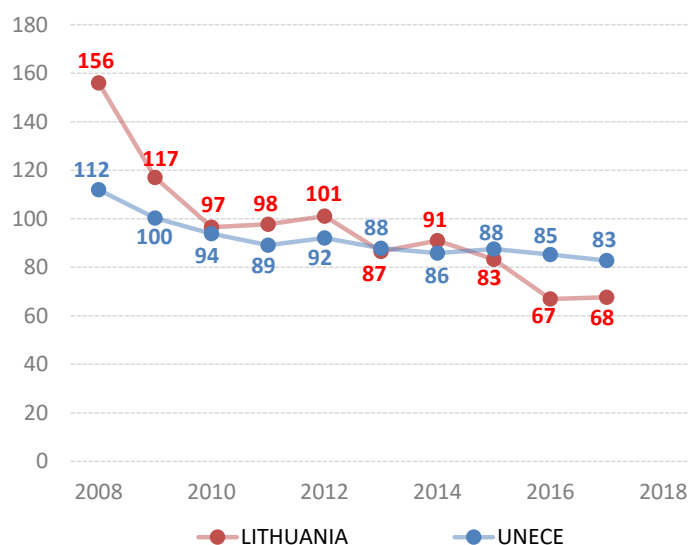
Vulnerable road users (% of total deaths)

Pedestrian and cyclists, 2013	44.5
Motorcyclists	..

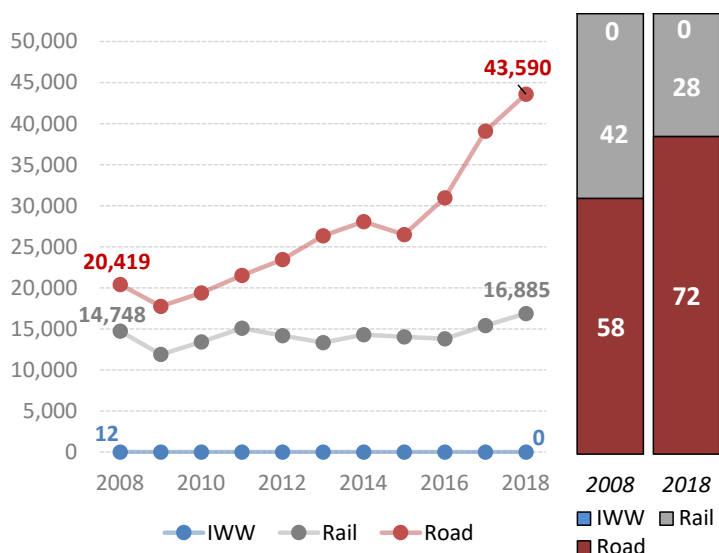
Passenger-km by mode (million) and modal share (%)²



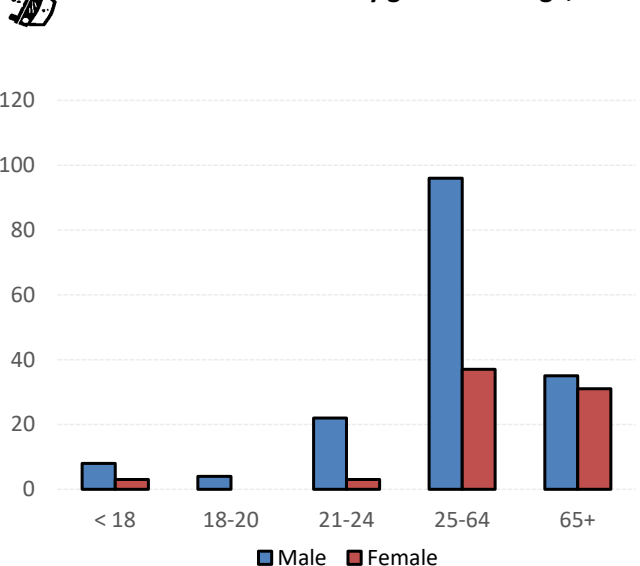
Road fatalities per million inhabitants



Tonne-km by mode (million) and modal share (%)



Road traffic fatalities by gender and age, 2015



Source: UNECE Transport Statistics Database.

Note: For road safety graphics, UNECE refers to the average value of ECE member States. IWW = inland waterways. Alternative fuel refers to fuel types other than petrol, diesel or hybrids.

¹ New registrations include new and re-registered vehicles.

² Road passenger-km for 2014-2015 refers to transport on national territory.

- Not applicable / .. Not available.