

**Economic and Social Council**Distr.: General  
7 February 2020

Original: English

---

**Economic Commission for Europe**

Inland Transport Committee

**World Forum for Harmonization of Vehicle Regulations****Working Party on Lighting and Light-Signalling****Eighty-third session**

Geneva, 21–24 April 2020

Item 4 (d) of the provisional agenda

**Simplification of lighting and light-signalling UN Regulations:****UN Regulation No. 150 (Retro-Reflective Devices)****Proposal to correct the text of UN Regulation No. 150****Submitted by the Informal Working Group on Simplification of  
Lighting and Light-Signalling Regulations\***

The text reproduced below was prepared by the Informal Working Group on Simplification of Lighting and Light-Signalling Regulations (IWG SLR) with the aim to correct the Figures in Annex 24 to UN Regulation No. 150 and to improve the readability of the whole Annex.

---

\* In accordance with the programme of work of the Inland Transport Committee for 2020 as outlined in proposed programme budget for 2020 (A/74/6 (part V sect. 20) para 20.37), the World Forum will develop, harmonize and update UN Regulations in order to enhance the performance of vehicles. The present document is submitted in conformity with that mandate.



## I. Proposal

Annex 24, amend to read:

### “Examples of approval marks

Figure A 24-I

#### Marking examples for single devices

<p><i>Note:</i> The above approval number must be placed close to, but in any position in relation to, the circle surrounding the letter "E". The digits constituting the approval number must face the same way as the "E". The group of symbols indicating the class must be diametrically opposite the approval number. The Type Approval Authorities shall avoid using approval numbers IA, IB, IIIA, IIIB and IVA which might be confused with the class symbols IA, IB, IIIA, IIIB and IVA.</p> <p>These sketches show various possible arrangements and are given as examples only.</p>	
	<p>Model A:</p> <p>This approval mark affixed to a retro-reflective device shows that the type of device concerned has been approved in the Netherlands (E 4) under approval number 150R00-216. The approval number shows that approval was granted in accordance with the requirements of this Regulation as modified by the original series of amendments.</p> <p>For a = see Table 1</p>
	<p>Model B:</p> <p>Same device as Model A, different arrangement.</p>
	<p>Model C:</p> <p>Same device as Model A, different arrangement.</p>

Figure A24-II  
**Simplified marking examples for grouped, combined or reciprocally incorporated devices**

*Note:* The two examples of approval marks, models D and E, represent three possible variants of the marking of a lighting device when two or more lamps are part of the same unit of grouped, combined or reciprocally incorporated lamps.



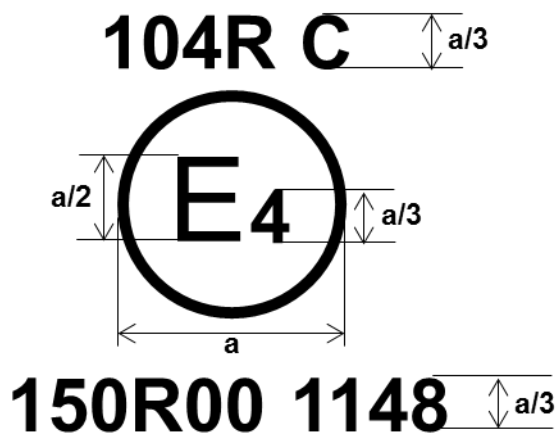
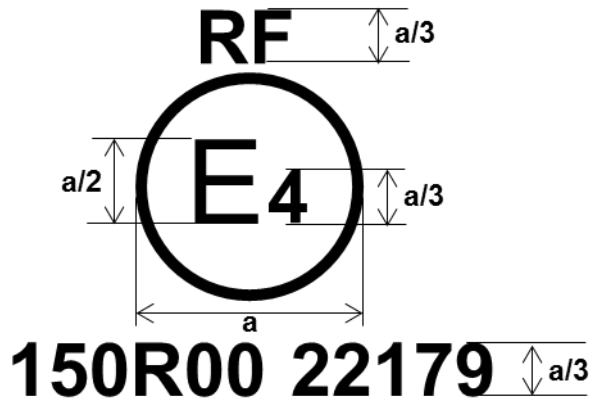
	3333 IA  148R00 150R00	2b →	R2 →	Model D:
	F2	AR	S2	
IA 2b → R2 → F2 AR S2  3333  148R00 150R00				Model E:

Figure A24-III  
**Arrangement example of the approval mark for retro-reflective marking material**



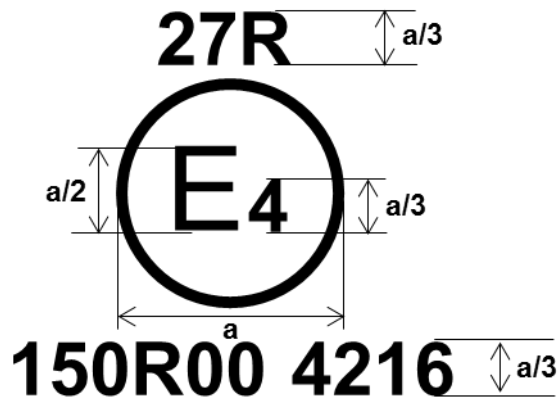
For a = see Table 1

Figure A24-IV  
**Arrangement example of the approval mark for rear marking plates and SMV**



For a = see Table 1

Figure A24-V  
**Arrangement example of the approval mark for advance warning triangle**



For a = see Table 1

...”

## II. Justification

1. This Annex has been editorially reorganized and streamlined without changing its contents.
2. The Figures have been corrected to provide examples of the approval marks using the new UN Regulations. For the size of “a”, the reference was corrected in order to refer to Table 1 instead of Table 2.