



Economic and Social Council

Distr.: General
8 February 2018

Original: English

Economic Commission for Europe

Inland Transport Committee

World Forum for Harmonization of Vehicle Regulations

Working Party on Lighting and Light-Signalling

Seventy-ninth session

Geneva, 24-27 April 2018

Item 5 of the provisional agenda

Regulations Nos. 37 (Filament lamps), 99 (Gas discharge light sources), 128 (Light emitting diodes light sources) and the Consolidated Resolution on the common specification of light source categories

Proposal to amend the approval code for light sources

Submitted by the expert from the International Electrotechnical Commission (IEC) *

The text reproduced below was prepared by the expert from IEC in close cooperation with the expert from the Netherlands to align the approval code for light sources approved according to Regulations Nos. 37, 99 and 128, with the approval number as prescribed by Revision 3 of the 1958 Agreement, schedule 4 (E/ECE/TRANS/505/Rev.3). It is based on GRE-78-18 and related discussions at the seventy-eighth session of Working Party on Lighting and Light-Signalling (GRE). The modifications to the existing text of the Regulation are marked in bold for new or strikethrough for deleted characters.

* In accordance with the programme of work of the Inland Transport Committee for 2014–2018 (ECE/TRANS/240, para. 105 and ECE/TRANS/2014/26, cluster 02.4), the World Forum will develop, harmonize and update UN Regulations in order to enhance the performance of vehicles. The present document is submitted in conformity with that mandate.

GE.18-01875(E)



* 1 8 0 1 8 7 5 *

Please recycle The recycling symbol, consisting of three chasing arrows forming a triangle.



I. Proposal for Supplement 47 to the 03 series of amendments to Regulation No. 37 (Filament lamps)

Paragraph 2.4.2., amend to read:

“2.4.2. An approval code shall be assigned to each type approved. ~~Its first character (at present 2, corresponding to the 02 series of amendments which entered into force on 27 October 1983 and to the 03 series of amendments (not requiring changes in the approval number), which entered into force on 1 June 1984) shall indicate the series of amendments incorporating the most recent major technical amendments made to the Regulation at the time of issue of the approval. This will be followed by an identification code comprising not more than three characters. Only the Arabic numerals and capital letters listed in footnote³ shall be used. This approval code shall consist of Section 3 of the approval number³.~~ The same Contracting Party may not assign the same code to another type of filament light source. Notice of approval or of extension or refusal or withdrawal of approval or production definitively discontinued of a type of filament light source pursuant to this Regulation shall be communicated to the Parties of the Agreement which apply this Regulation by means of a form conforming to the model in Annex 2 to this Regulation and of a drawing, supplied by the applicant for approval in a format not exceeding A4 (210 x 297 mm) and on a scale of at least 2:1. If the applicant so desires, the same approval **number (and the same correlating approval code)** may be assigned to the filament light source emitting white light and to the filament light source emitting selective-yellow light (see para. 2.1.2.3.).”

Footnote 3, amend to read:

“³ 1958 Agreement, Revision 3, Schedule 4 (E/ECE/TRANS/505/Rev.3).”

Paragraph 2.4.4., amend to read:

“2.4.4. If the applicant has obtained the same approval **number (and the same correlating approval code)** for several trade names or marks, one or more of them will suffice to meet the requirements of paragraph 2.3.1.1.”

Annex 2, amend to read:

"Approval No. Extension No.

Approval Code

1. Trade name or mark of the ~~device~~ **filament light source**:.....
2. Manufacturer's name for the type of ~~device~~ **filament light source**:
3. Manufacturer's name and address:

Annex 3, the graph,

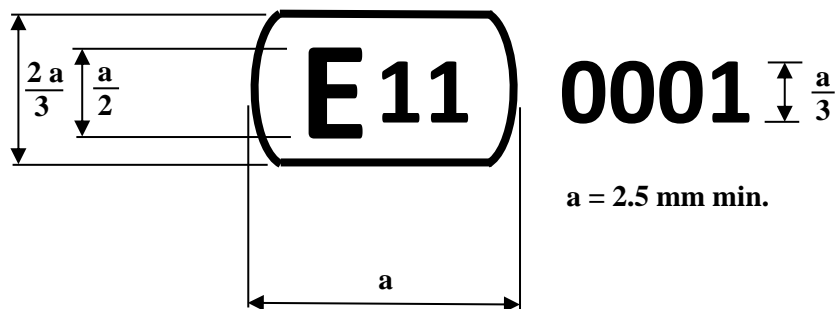
“



“

replace by a new graph, to read (replacing the example of the approval code and correcting the decimal coma):

“



“

Annex 3, the text below the graph, amend to read:

“ The above approval mark affixed to a filament light source indicates that the light source has been approved in the United Kingdom (E 11) under the approval code **A01-0001**.

~~The first character of the approval code indicates that the approval was granted in accordance with the requirements of Regulation No 37 as amended by the 02 and 03* series of amendments.~~

~~* -Not requiring changes in the approval number“~~

II. Proposal for Supplement 14 to the 03 series of amendments to Regulation No. 99 (Gas discharge light sources)

Paragraph 2.4.2., amend to read:

“2.4.2. An approval code shall be assigned to each type approved. ~~Its first character shall indicate the series of amendments incorporating the most recent major technical amendments made to the Regulation at the time of issue of the approval.~~

~~This will be followed by an identification code comprising not more than three characters. Only the Arabic numerals and capital letters listed in footnote² shall be used.~~

This approval code shall consist of Section 3 of the approval number².

The same Contracting Party may not assign the same code to another type of gas-discharge light source. If the applicant so desires the same approval **number (and the same correlating approval code)** may be assigned to both gas-discharge light sources emitting white and selective yellow light (see paragraph 2.1.2. above).”

Footnote 2, amend to read:

“² 1958 Agreement, Revision 3, Schedule 4 (E/ECE/TRANS/505/Rev.3).”

Paragraph 2.4.5., amend to read:

“2.4.5. If the applicant has obtained the same approval **number (and the same correlating approval code)** for several trade names or marks, one or more of them will suffice to meet the requirements of paragraph 2.3.1.1 above.”

Annex 2, amend to read:

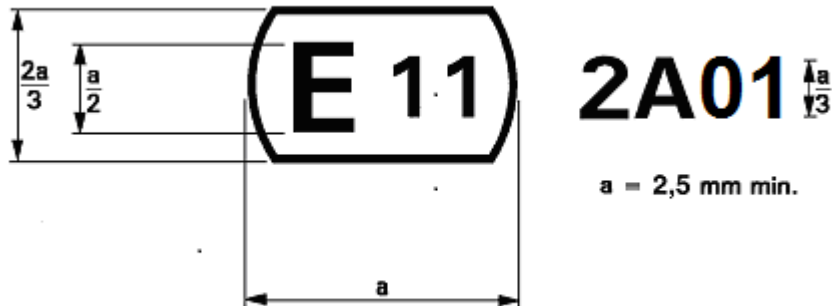
" Approval No:..... Extension No:.....

Approval Code:.....

1. Gas-discharge light source - category
- rated wattage

Annex 3, the graph,

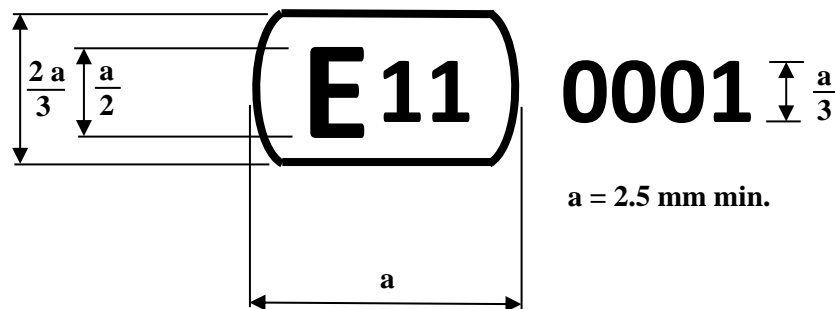
“



“

replace by a new graph, to read (replacing the example of the approval code and correcting the decimal coma):

“



“

Annex 3, the text below the graph, amend to read:

“ The above approval mark affixed to a gas-discharge light source indicates that the light source has been approved in the United Kingdom (E 11) under the approval code ~~0A01~~ **0001**. The first character of the approval code indicates that the approval was granted in accordance with the requirements of Regulation No. 99 in its original form.”

III. Proposal for Supplement 8 to the original version of Regulation No. 128 (Light emitting diodes light sources)

Paragraph 2.4.2., amend to read:

“2.4.2. An approval code shall be assigned to each type approved. ~~Its first character shall indicate the series of amendments at the time of issue of the approval. This will be followed by an identification code comprising not more than three characters. Only the following Arabic numerals and capital letters shall be used:~~

~~“0 1 2 3 4 5 6 7 8 9 A B C D E F G H J K L M N P R S T U V W X Y Z”.~~

This approval code shall consist of Section 3 of the approval number*.

The same Contracting Party may not assign the same code to another type of LED light sources.

* **1958 Agreement, Revision 3, Schedule 4 (E/ECE/TRANS/505/Rev.3)**”

Paragraph 2.4.5., amend to read:

“2.4.5. If the applicant has obtained the same approval **number (and the same correlating approval code)** for several trade names or marks, one or more of them will suffice to meet the requirements of paragraph 2.3.1.1.”

Annex 1, the footnote 1, amend to read:

“¹ From 22 June 2017 onwards, the sheets for ~~gas-discharge~~ **LED** light sources, the list and group of light source categories with restrictions on the use of this category and their sheet numbers are incorporated in Resolution R.E.5 (ECE/TRANS/WP.29/2016/111).”

Annex 2, amend to read:

"Approval No.....

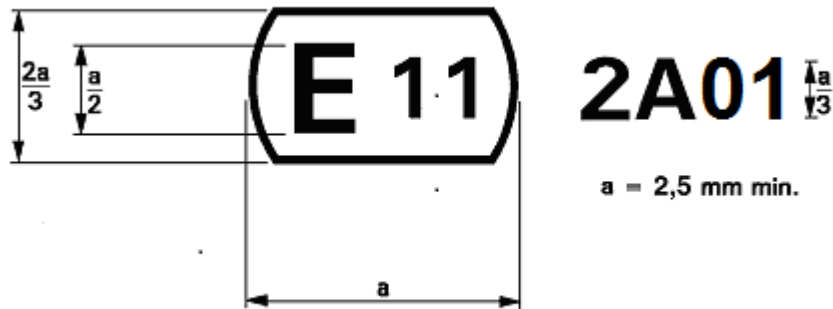
Extension No.....

Approval Code.....

1. Trade name or mark of the device LED light source:
2. Manufacturer's name for the type of device LED light source:
3. Manufacturer's name and address:

Annex 3, the graph,

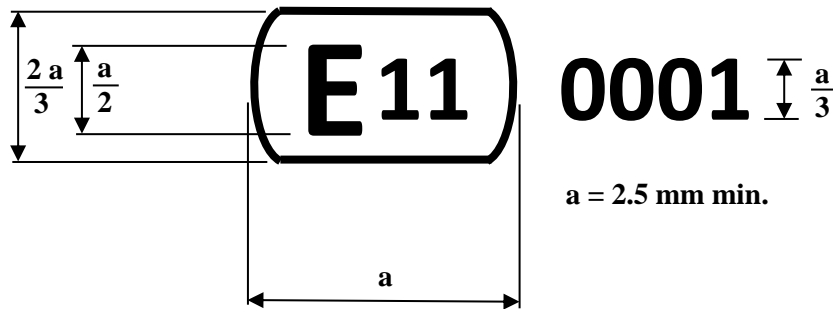
“



“

replace by a new graph, to read (replacing the example of the approval code and correcting the decimal coma):

“



“

Annex 3, the text below the graph, amend to read:

“ The above approval mark affixed to a LED light source indicates that the light source has been approved in the United Kingdom (E11) under the approval code ~~0A01~~ **0001**. The first character of the approval code indicates that the approval was granted in accordance with the requirements of Regulation No. 128* in its original form.

* ~~Not requiring changes in the approval number.~~”

IV. Justification

Initial correction proposal (GRE-78-18)

1. The numbering of UN type approvals is prescribed in Schedule 4 of the 1958 Agreement, Revision 3 (E/ECE/TRANS/505/Rev.3). Paragraph 2 of this schedule 4 allows an exemption for UN Regulations, which require “*an approval code or an identification code to be used in the approval mark instead of an approval number*”.
2. Regulations Nos. 37, 99 and 128 prescribe the approval code for the marking of light sources. This marking exemption in Schedule 4 is important for light sources because the complete approval number may not fit on each light source.
3. However, the wording “approval number” is appearing in Regulations No. 37 and 128. It is obvious that this is an inconsistency, because from the text it appears that “approval code” was meant. This was not a problem before but since Revision 3 of the 1958 agreement makes a distinction between the approval number and the approval code, it may be better to clarify this in the light source regulations Nos 37 and 128. Regulation No. 99 is already correctly using “approval code” in the body text; “approval number” does not appear in this regulation.
4. In the communication forms of the light source regulations Nos. 37, 99 and 128, “Approval No.” appears in Annex 2. The mentioning of the approval number should remain, also in view of the requirements in the 1958 Agreement, Revision 3. In view of specific requirements concerning the use of approval codes in the light source regulations and because the approval code is a mark on the light source, it is proposed to add “Approval Code” to the communication forms.
5. The original version of Regulation No. 128 was drafted using Regulation No. 37 as a model. This is why the footnote in annexes 3 appears in both regulations. The footnote in annex 3 in Regulation No. 128 is to be deleted because this footnote in Regulation No. 37 was referring to the 02 and 03 series of amendments while Regulation No 128 is still in the original version.
6. In Annex 2 of Regulations Nos. 37 and 128 the word “device” has been used. This should be “filament light source” and “LED light source” respectively.

Additional simplification proposal

7. To simplify number generation by approval authorities, it is proposed to correlate the approval code with the approval number. It is proposed to replace the current prescription for the approval code composition in Regulations Nos. 37, 99 and 128 by the prescription to use section 3 of the approval number as described by paragraph 3 of Schedule 4 of the 1958 Agreement, Revision 3 (E/ECE/TRANS/505/Rev.3).
8. This section 3 consists of a four-digit sequential number (with leading zeros as applicable). The sequence shall start from 0001.
9. The current approval code of the light source Regulations consists of 4 characters. Its first character shall indicate the series of amendments at the time of issue of the approval. In the case of Regulation No. 37 there is a deviation since the “2” is maintained also for 03 series. For Regulations Nos. 99 and 128 this is “0 at the moment.” This will be followed by an identification code comprising of not more than three characters. Only the following Arabic numerals and capital letters shall be used:

"0 1 2 3 4 5 6 7 8 9 A B C D E F G H J K L M N P R S T U V W X Y Z".
10. The table below provides examples that compare the existing and suggested new approval codes:

Regulation No.	<i>Current “Approval code” including the series of amendments in the 1st digit (“2” also in the case of the 03 series for R37)</i>	<i>Approval Number with a possible new approval code included in its section 3</i>
37	<u>2A01</u>	E4*37R03/47* <u>0001</u> *00
99	<u>0A01</u>	E4*99R00/14* <u>0001</u> *00
128	<u>0A01</u>	E4*128R00/08* <u>0001</u> *00

11. Although in section 3 of the approval number no capital letters are used contrary to the current approval code, an analysis learned that sufficient permutations should be available.

12. However, the newly suggested approval codes might be equal to already granted approval codes (not using capital letters, although allowed). To avoid equal approval codes, an approval number with a section 3 equal to an already granted approval code shall be excluded if a contracting party has already assigned this approval code.
