

SAFE LOADING AND CARGO SECURING CHECKLIST

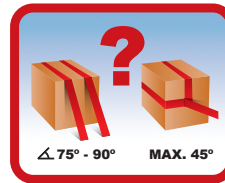
Stay safe and compliant!

Correct loading and securing of goods on road freight vehicles is essential to ensuring safe road transport. It is therefore important that the securing of cargo on a vehicle is carried out according to adequate standards, and without violating national requirements. In order to improve road safety, the IRU has developed this checklist of harmonised tips for safe loading and cargo securing.

BEFORE LOADING CARGO ON A VEHICLE



Determine the right vehicle for the transport;




Determine the best method(s) to secure the defined cargo (blocking, direct lashing, top-over lashing, or combinations of method(s));




Make sure that the load platform and the vehicle's bodywork are clean;



Determine the number and type of lashings and/or chains to best secure the cargo;

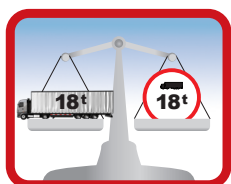


Determine the optimal loading equipment and method(s);

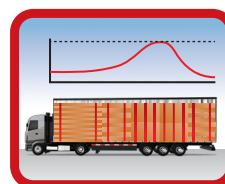


Determine the number of anti-slip mats and other securing materials (pallets, edge protectors, etc) to best secure the cargo.

WHILE LOADING AND SECURING THE CARGO



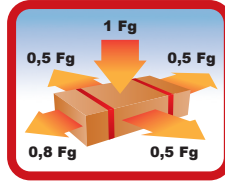
Load cargo with respect to the allowed vehicle weight;



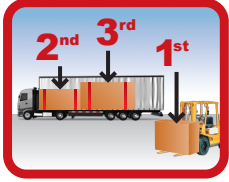
Load cargo with respect to the allowed vehicle axle-load distribution;



Combine and order cargo optimally (lighter goods at the top, heavier on the bottom);



Check that the securing arrangements distribute the forces exerted by the cargo as evenly as possible and that lashings are affixed with proper angles;



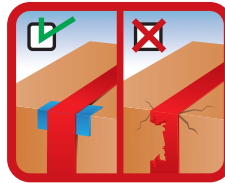
Load cargo in accordance with the planned unloading sequence;



Check the quality and state of the securing materials;

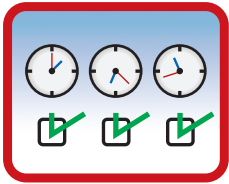


Make sure that there is no unnecessary space between cargoes;

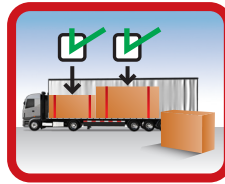


Check that securing arrangements do not damage the cargo and that the cargo doesn't damage the securing arrangements.

DURING THE JOURNEY



When appropriate, check the cargo securing at periodic intervals during the journey;



Each time cargo is unloaded, redistributed, or loaded, adapt and re-check the cargo securing;



If an emergency braking action or another abnormal condition occurs during the journey, check the cargo at the nearest safe place;



Drive smoothly and anticipate traffic situations to avoid any brisk change of direction or heavy braking: the forces exerted by the cargo won't increase!



Find out more about the IRU Academy's interactive Safe Loading and Cargo Securing Training Programme! www.iru.org/academy