


**State Veterinary and Food Administration of the
Slovak Republic**

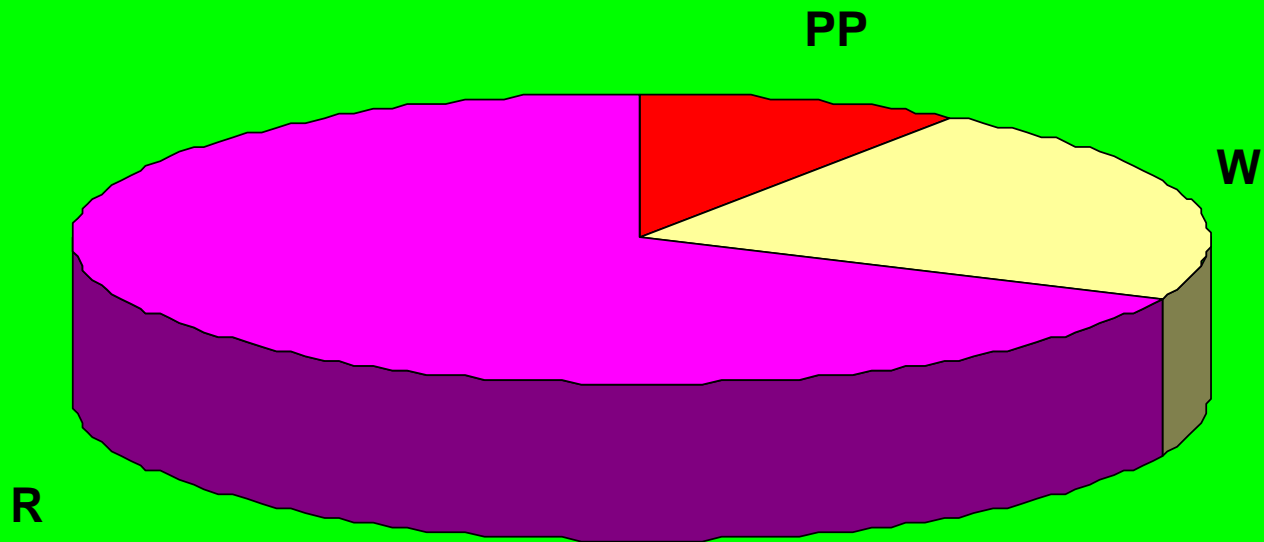
**PRESENTATION OF RESULTS
2005**



Proportional share of checking subjects on quality spot evaluation results

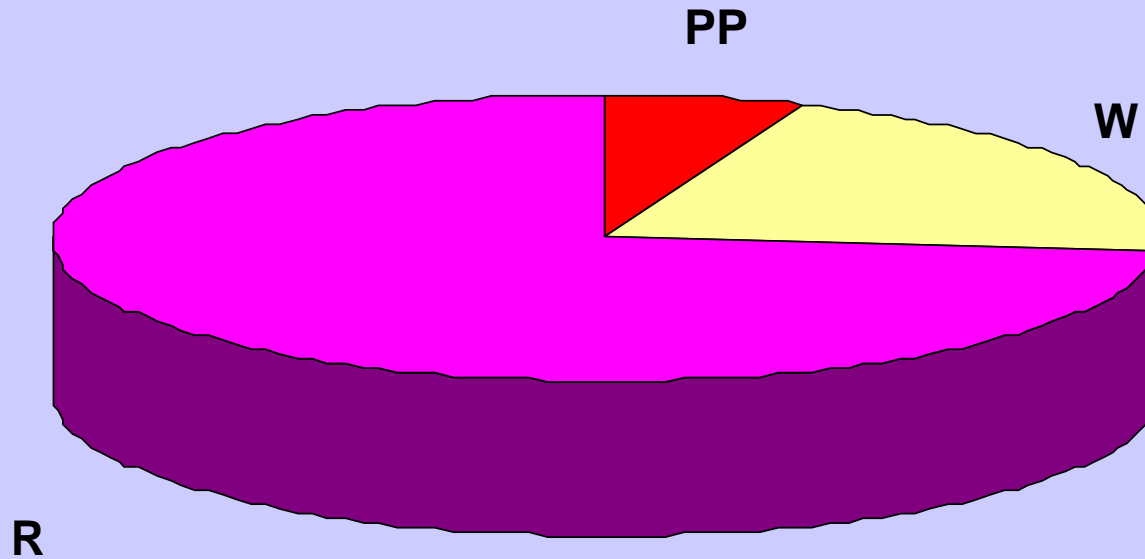
Category- subject	Number of checks	Number of spot evaluations	Non-conformity of spot evaluations- number (%)
Primary production (PP)	154	375	4 (1)
Wholesale (W)	382	1318	95 (7)
Retail (R)	1154	4636	650 (14)
Total	1690	6329	749 (12)

Checks in fruits and vegetables sector



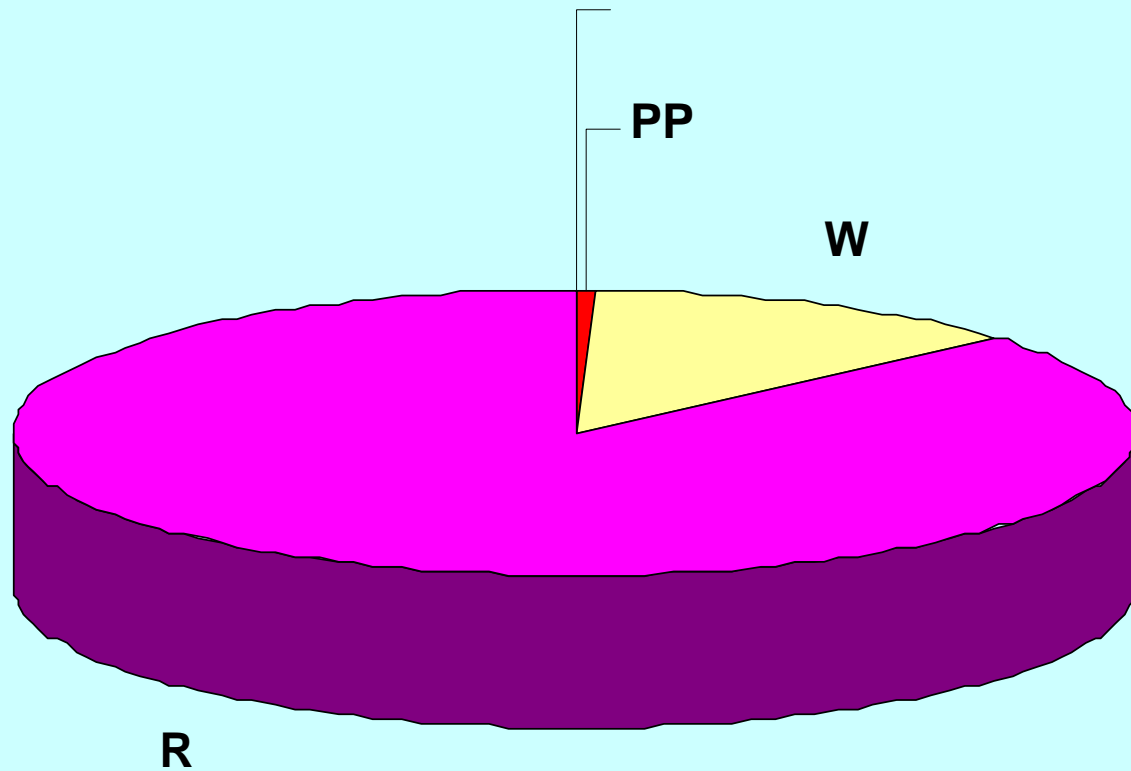
Primary production PP, Wholesale W, Retail R

Number of spot evaluations



Primary production PP, Wholesale W, Retail R

Number of non-conformity spot evaluations in plants



Primary production PP, Wholesale W, Retail R

Spot evaluation - evaluated amounts in kgs

Stage of market	Amounts in kgs
Primary production	1211687,46
Purchase of fruits and vegetables	159815,06
Wholesale	1480971,70
Retail	332780,05
Total amount of fruits and vegetables spot evaluated in kgs	3185254,27

Representation non-conformity evaluations according to characters

Evaluated character	Non-conformity amounts in kgs
Minimum requirements	64380,9
Labelling	75810,5
Quality class	62713,9
Size	29461,2

Spot evaluation – ten most checked crops in 2005 – evaluated amounts in kgs

Kind	amount_ kg	non conforming_ kg	minimum_ requirements	labelling g	quality	size
Apple	947618,96	28607,76	3266,76	25898	23074	23760
Citrus fruits	525551,02	23607,1	6383,1	26005	13808,5	423
Tomato	515047,80	988,75	595,75	247,00	142,00	50,00
Water melon	238242,50	46350,00	41100,00	5000,00	250,00	0
Head cabbage and cabagge	139528,40	8185,00	1601,00	6560,00	21,00	3,00
Paprika	124368,40	1416,25	1073,35	149,00	432,20	0
Onion	109511,63	5170,20	3027,20	3274,00	969,00	585,00
Cucumber	101763,75	1381,95	828,45	320,00	468,50	10,00
Peach and nectarine	97635,86	18873,60	2771,60	3839,00	6365,50	1040,00
Carrot	74157,85	1987,95	468,45	1370,00	267,50	20,00

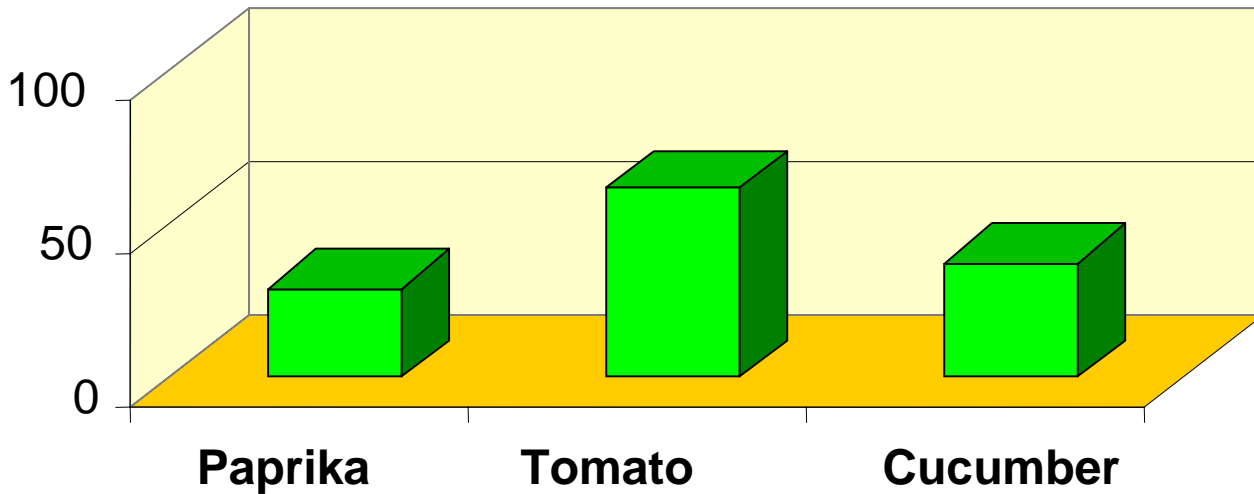
Evaluation check of goods from third country by accredited inspection service

crop	country of origin	number of consignations	tons
Paprika	Morocco	2	2,88
Paprika	Morocco	1	3,2
Paprika	Morocco	1	1,8
Paprika	Morocco	1	6,273
Paprika	Morocco	1	2,8
Paprika	Morocco	1	0,2
Paprika	Morocco	1	0,6
Paprika total		8	17,753

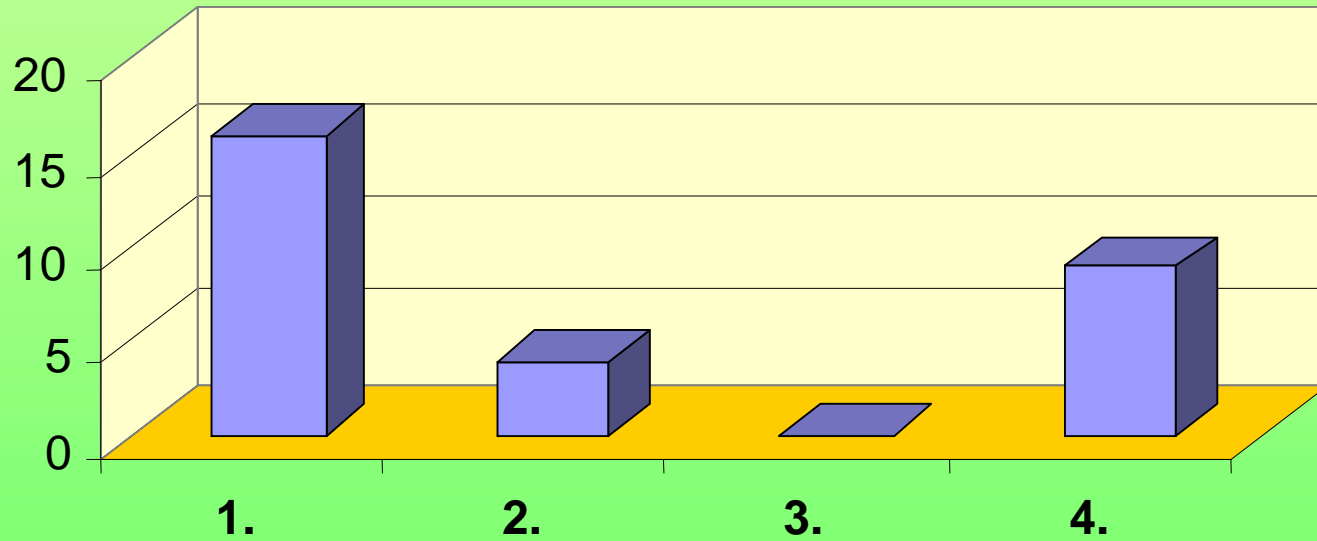
Tomato	Morocco	1	5
Tomato	Morocco	1	2,5
Tomato	Morocco	1	10,6
Tomato	Morocco	1	15,274
Tomato	Morocco	1	12,6
Tomato total		5	45,97

Cucumber	Morocco	1	4
Cucumber	Morocco	1	1,5
Cucumber	Morocco	1	2
Cucumber total		3	7,5
Crops total		16	71,227

Amounts of controlled crops in tons by accredited Inspection service



Number of controlled consignments from countries by accredited inspection service quarterly



Import control from third countries

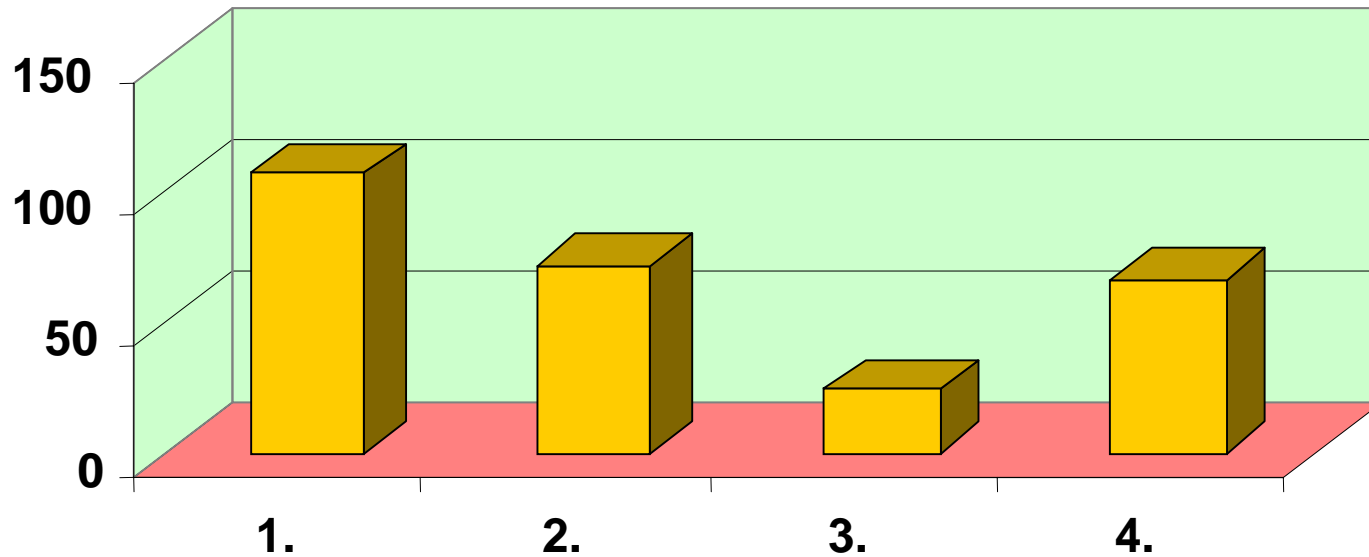
crop	number of consignments	tons
Banana	16	322,61
Peach	4	24,8
Garlic	9	38,706
Onion	1	0,1
Lemon	42	641,848
Water melon	17	346,47
Grapes	1	0,09
Grapefruit	19	250,454
Strawberry	6	40,5
Head cabbage	18	167,433
Cabbage	1	2,09

Import control from third countries

crop	number of consignments	tons
Kiwi	1	4
Mandarine	74	1357,949
Apricot	3	6,06
Sugary melon	3	8,3
Paprika	2	1,139
Parsley	1	0,2
Orange	7	106
Leek	6	31,252
Tomato	19	249,151
Plum	2	2,1
Lettuce	3	0,4
Spinach	1	0,88
Cucumber	13	164,12

Evaluation according to the country of origin

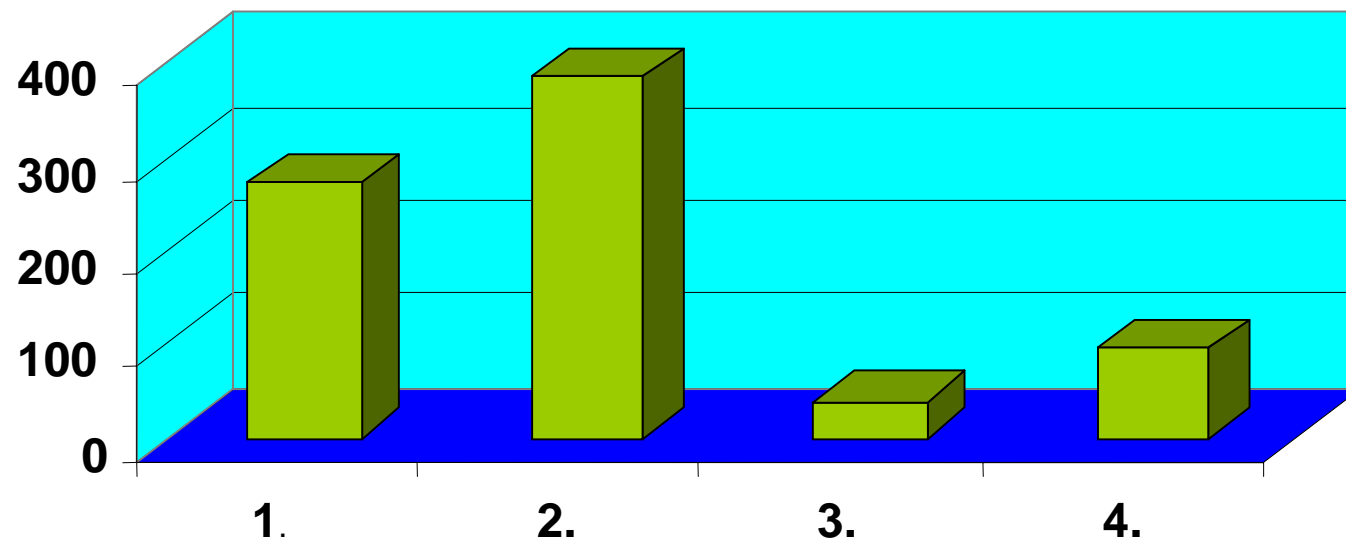
Number of imports quarterly



Export control into third countries

country of destination	number of consignments	tons
Croatia	29	235,956
Moldavia	16	216,285
Russia	28	450,782
Serbia – Monte Negro	2	35,5
Switzerland	331	569,251
Ukraine	408	3198,705

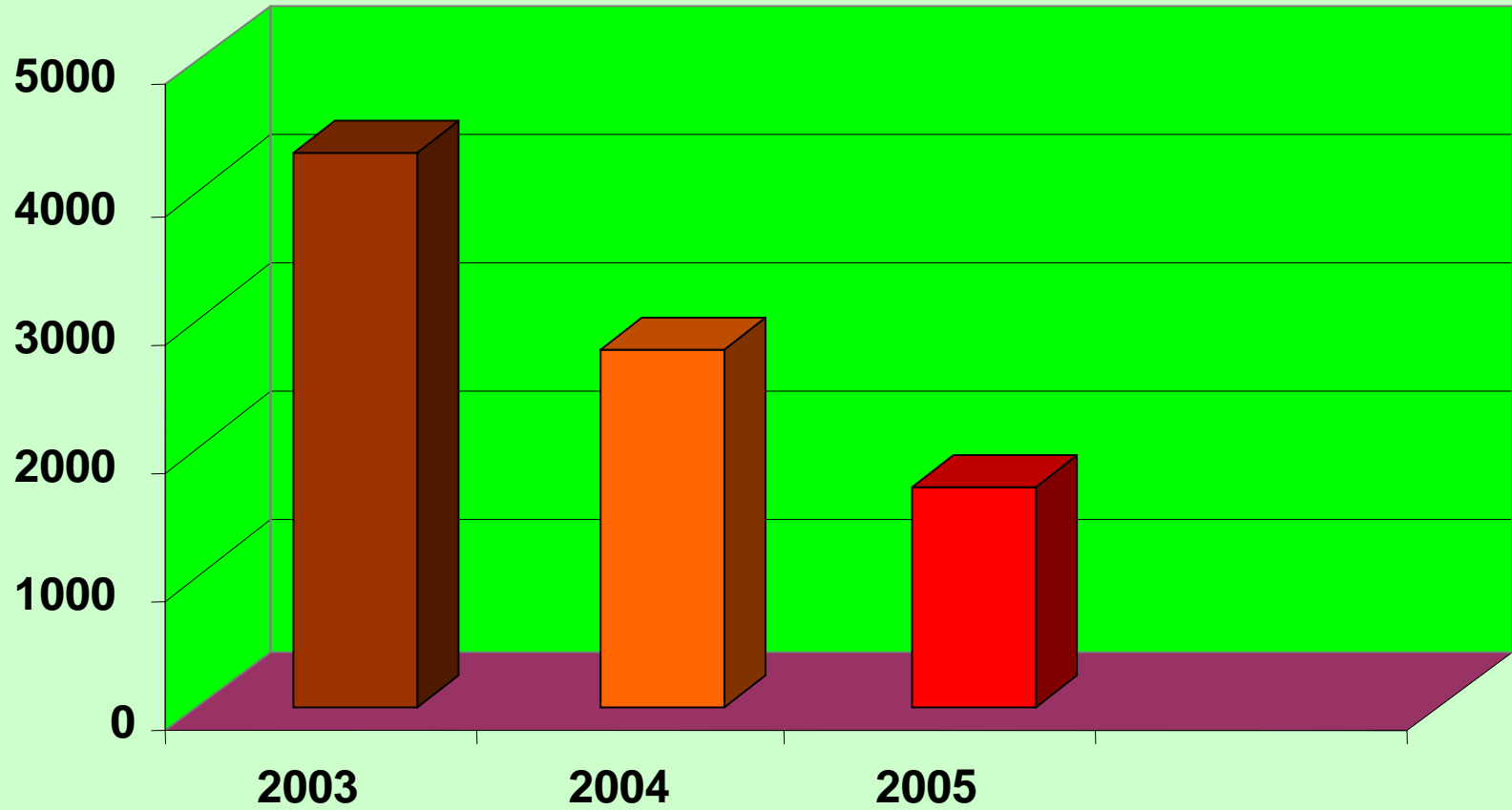
Number of exports quarterly



Checks comparison in 2003 - 2005

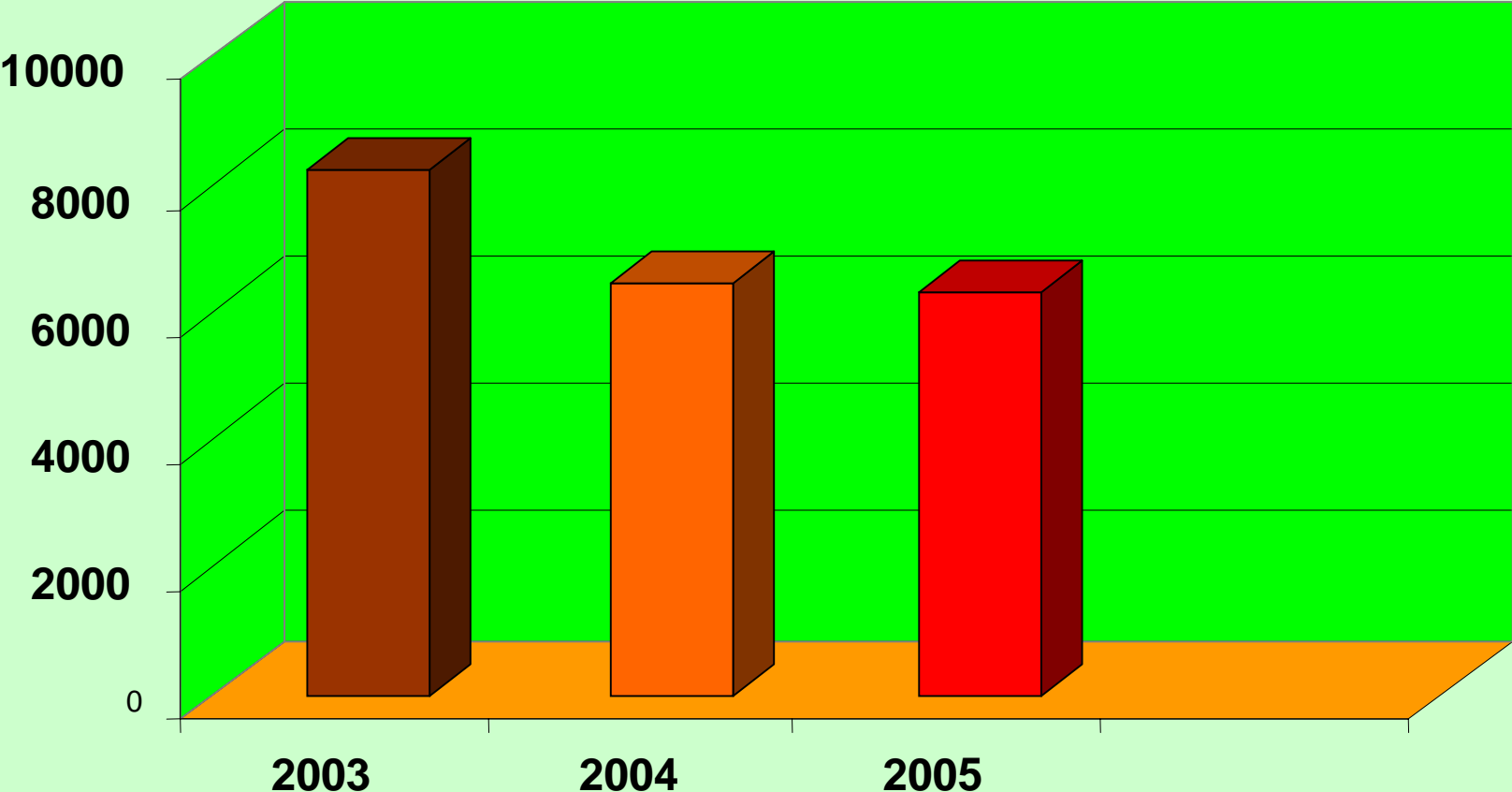
Category - subject	Number of checks - 2003	Number of checks - 2004	Number of checks - 2005
Primary production	216	275	154
Wholesale	750	670	382
Retail	3 345	1 814	1154
Total	4 311	2759	1690

Checks number comparison



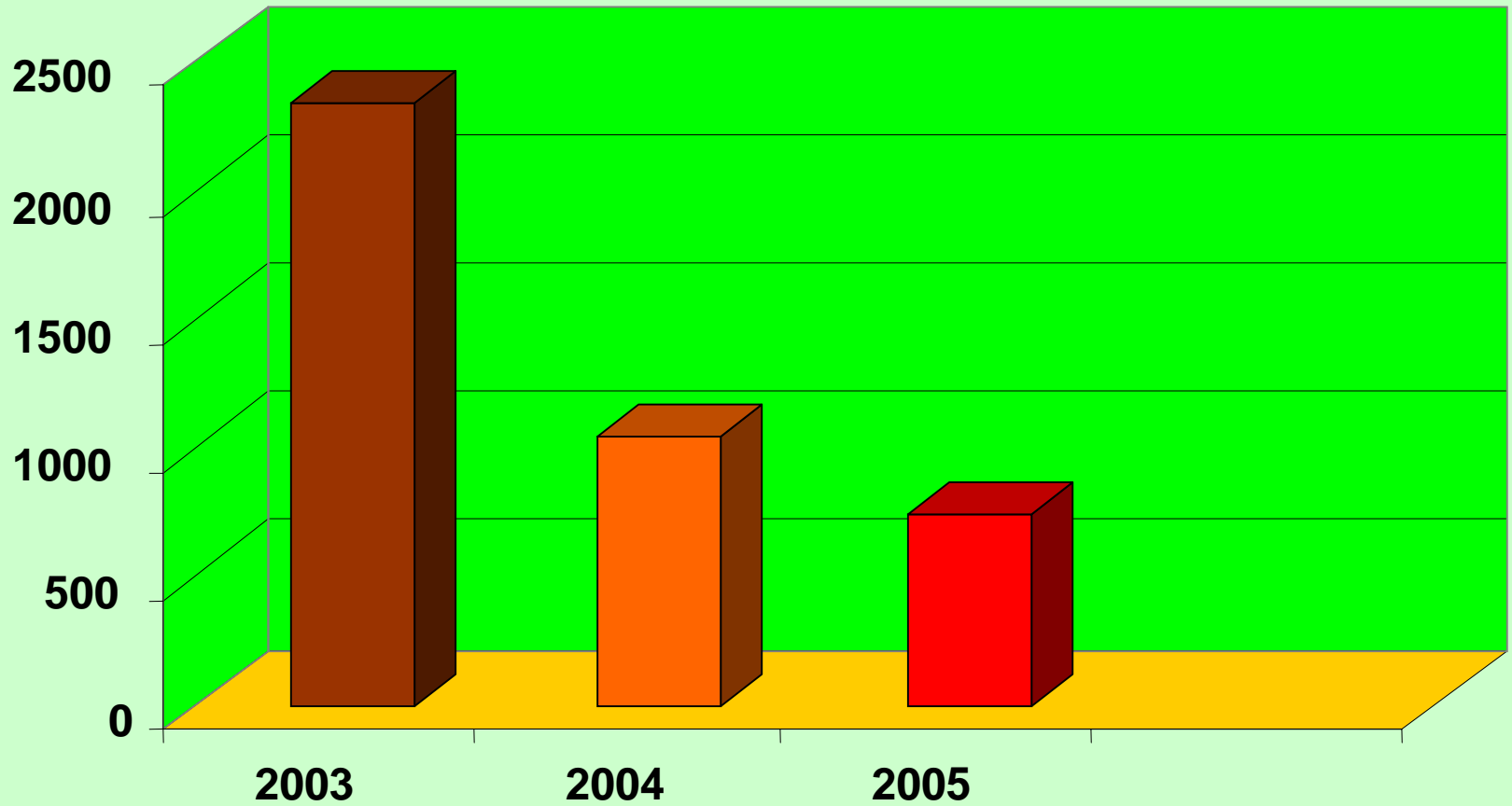
Category - subject	Number of spot evaluations - 2003	Number of spot evaluations - 2004	Number of spot evaluations - 2005
Primary production	193	383	375
Wholesale	1467	1 478	1318
Retail	6571	4 580	4636
Total	8231	6 441	6329

Spot evaluations number comparison



Category - subject	Non conforming spot evaluations in 2003	Non conforming spot evaluations in 2004	Non conforming spot evaluations in 2005
Primary production	12	13	4
Wholesale	206	170	95
Retail	2121	868	650
Total	2339	1 051	749

Spot evaluations number comparison classified as non - conforming



Checks of sugar content in kiwi and apple fruits (according to the requirements of European Commission)

Checks of sugar content in kiwi fruits

for November 2005

sort	number of measurements	average value
		°Brix
Hayward	57	12,15
Non - listed	15	12,83

**Checks of sugar content in kiwi fruits
for November 2005**

**According to the
country of origin**

origin	number of measurements	average value
		°Brix
Greece	51	12,07
New Zealand	2	12,65
Spain	3	14,88
Italy	16	12,52

Checks of sugar content in kiwi fruits

for December 2005

sort	number of measurements	average value °Brix
Hayward	47	12,56
Non - listed	6	13,05
Total	53	

Checks of sugar content in kiwi fruits
for December 2005

**According to the
country of
origin**

origin	number of measurements	average value °Brix
Greece	19	13,37
South Africa	1	15,14
New Zealand	4	13,26
Italy	29	11,9

**Checks of sugar content in apple fruits
for November 2005**

sort	number of measurements	average value °Brix
Angold	1	12,51
Braeburn	1	11,15
Coxova Reneta	1	13,15
Florina	4	12,45
Gala	4	13,32
Gloster	6	11,76
Golden Delicious	26	12,75
Goldspur	1	12,8

**Checks of sugar content in apple fruits
for November 2005**

sort	number of measurements	average value °Brix
Granny Smith	6	
Champion	1	10,2
Idared	24	12,17
Prima	1	11,57
Jonagold	11	12,34
Jonagored	5	13,32
Jonaprint	1	12,8
Jonatan	3	11,64
Melodia	1	9,91

**Checks of sugar content in apple fruits
for November 2005**

sort	number of measurements	average value
		°Brix
Melrose	2	14,25
Ontário	1	9,5
Pinova	3	15,01
Rajka	1	13,69
Red Winter	5	13,12
Rosana	1	13,1
Rubín	1	13,2
Rubinola	3	12,74
Šampion	3	12,93
Topas	3	12,84
Total	120	

Checks of sugar content in apple fruits

for November 2005

According to the sugar content

sort	order	average value
		°Brix
Pinova	1	15,01
Melrose	2	14,25
Rajka	3	13,69
Gala	4	13,32
Jonagored	5	13,32

**Checks of sugar content in apple fruits
for November 2005**

**According to the
country of origin**

origin	number of measurements	average value
		°Brix
Czech Republic	6	11,67
Chile	1	13,24
Hungary	13	12,83
Germany	4	12,22
New Zealand	1	11,15
Poland	9	12,83
Slovakia	74	12,39
Italy	12	12,25

**Checks of sugar content in apple fruits
for December 2005**

sort	number of measurements	average value
		°Brix
Breaburn	2	11,9
Dessert apples	1	11,1
Fuji	2	13,9
Galla	1	14,05
Gloster	6	12,2
Golden Delicious	20	12,8
Granny Smith	6	13,67
Idared	21	12,68
Jonagold	8	13,16
Jonagored	5	13,97

**Checks of sugar content in apple fruits
for December 2005**

sort	number of measurements	average value
		°Brix
Melodia	1	14,9
Pinova	2	14,75
Rajka	1	16,22
Red winter	1	14,1
Spartan	1	10,98
Rubinola	1	14,3
Šampion	4	12,31
Topas	1	14,9
Total	84	

Checks of sugar content in apple fruits

for December 2005

According to the sugar content

sort	order	average value °Brix
Rajka	1	16,22
Melodia	2	14,9
Topas	3	14,9
Pinova	4	14,75
Rubinola	5	14,3

Checks of sugar content in apple fruits for December 2005

According to the
country of origin

origin	number of measurements	average value °Brix
Belgium	1	12,2
Czech Republic	2	12,33
Germany	2	13,5
France	1	11,97
Hungary	7	11,31
Poland	9	11,7
Austria	1	13,4
Slovakia	61	13,25

**MEASURING OF SUGAR CONTENT
IN KIWI AND APPLE FRUITS
2006**

Evaluation of checks for sugar content

in kiwi fruits for January 2006

sort	number of measurements	average value °Brix
Hayward	18	14,38
non - listed	3	12,23
Total	21	

Evaluation of checks for sugar content

in kiwi fruits for January 2006

according to the country of origin

origin	number of measurements	average value
		°Brix
Brazil	1	12,60
Greece	3	13,80
Italy	18	13,44

Evaluation of checks for sugar content

in kiwi fruits for February 2006

sort	number of measurements	average value
		°Brix
Hayward	23	12,53
non - listed	4	13,00
Total	27	

Evaluation of checks for sugar content

in kiwi fruits for February 2006

according to the country of origin

origin	number of measurements	average value °Brix
Greece	4	12,31
Ivory Coast	1	13,70
Italy	23	12,46

Evaluation of checks for sugar content

in kiwi fruits for March 2006

sort	number of measurements	average value °Brix
Hayward	23	13,93
non - listed	5	13,02
Total	28	

Evaluation of checks for sugar content

in kiwi fruits for March 2006

according to the country of origin

origin	number of measurements	average value °Brix
Greece	5	13,45
Chile	1	11,80
Spain	2	13,07
Italy	22	12,74

Evaluation of checks for sugar content

in kiwi fruits for April 2006

sort	number of measurements	average value
		°Brix
Hayward	17	12,76
non - listed	2	13,95
Total		

Evaluation of checks for sugar content

in kiwi fruits for April 2006

according to the country of origin

origin	number of measurements	average value °Brix
		12,77
Italy	15	

Evaluation of checks for sugar content

in kiwi fruits from January to April in 2006

sort	number of measurements	average value
		°Brix
Hayward	81	13,35
non - listed	14	12,92

**Evaluation of checks for sugar content
in kiwi fruits from January to April in 2006
according to the country of origin**

origin	number of measurements	average value °Brix
Brazil	1	12,60
Greece	12	13,18
Ivory Coast	1	13,70
Spain	2	13,07
Italy	78	12,85

**Evaluation of checks for sugar content
in apple fruits for January 2006**

sort	number of measurements	average value °Brix
Braeburn	1	13,10
Gloster	3	13,85
Golden Delicious	7	13,41
Granny Smith	4	14,17
Idared	8	13,01
Jonagold	3	15,93
Jonagored	2	15,96
Red Winter	1	13,70
Rubín	1	13,05
Šampión	1	13,60

**Evaluation of checks for sugar content
in apple fruits for January 2006
according to the sugar content**

sort	order	average value °Brix	number of measurement s
Jonagored	1.	15,96	2
Jonagold	2.	15,93	3
Granny Smith	3.	14,17	4
Gloster	4.	13,85	3
Red Winter	5.	13,70	1
Šampión	6.	13,60	1
Golden Delicious	7.	13,41	7
Braeburn	8.	13,10	1
Rubín	9.	13,05	1
Idared	10.	13,01	8

Evaluation of checks for sugar content

in apple fruits for January 2006

according to the sugar content

country of origin

origin	number of measurements	average value °Brix
Czech Republic	6	13,85
Hungary	2	12,69
Poland	4	13,59
Austria	1	14,29
Slovakia	16	14,22
Italy	2	11,85

**Evaluation of checks for sugar content
in apple fruits for February 2006**

sort	number of measurements	average value °Brix
Braeburn	1	14,90
Fuji	4	14,47
Gala	1	13,45
Gloster	5	12,26
Golden Delicious	20	12,83
Granny Smith	4	12,62
Idared	8	12,60
Jonagold	4	13,07
Jonagored	1	15,34
Rubinola	1	15,80
Šampión	1	10,90

**Evaluation of checks for sugar content
in apple fruits for February 2006
according to the sugar content**

sort	order	average value °Brix	number of measurements
Rubinola	1.	15,80	1
Jonagored	2.	15,34	1
Braeburn	3.	14,90	1
Fuji	4.	14,47	4
Gala	5.	13,45	1
Jonagold	6.	13,07	4
Golden Delicious	7.	12,83	20
Granny Smith	8.	12,62	4
Idared	9.	12,60	8
Gloster	10.	12,26	5
Šampión	11.	10,90	1

Evaluation of checks for sugar content

in apple fruits for February 2006

according to the sugar content

country of origin

origin	number of measurements	average value °Brix
Belgium	1	12,30
Czech Republic	5	13,15
Hungary	5	12,54
Poland	8	11,45
Austria	2	11,92
Slovakia	20	13,32
Spain	1	10,20
Italy	10	12,66

Evaluation of checks for sugar content in apple fruits for March 2006

sort	number of measurements	average value °Brix
Fuji	1	15,10
Braeburn	1	14,90
Gloster	3	13,60
Golden Delicious	21	12,39
Granny Smith	2	13,17
Idared	20	12,01
Jonagold	9	11,53
Jonagored	2	14,25
Pinova	1	12,10
Topaz	2	12,75

**Evaluation of checks for sugar content
in apple fruits for March 2006
according to the sugar content**

sort	order	average value °Brix	number of measurements
Fuji	1.	15,10	1
Braeburn	2.	14,90	1
Jonagored	3.	14,25	2
Gloster	4.	13,60	3
Granny Smith	5.	13,17	2
Topaz	6.	12,75	2
Golden Delicious	7.	12,39	21
Pinova	8.	12,10	1
Idared	9.	12,01	20
Jonagold	10.	11,53	9

**Evaluation of checks for sugar content
in apple fruits for March 2006
according to the country of origin**

origin	number of measurements	average value °Brix
Belgium	1	12,40
Czech Republic	7	13,57
France	1	13,95
Hungary	2	11,65
Poland	10	12,95
Austria	4	11,96
Slovakia	28	12,99
Italy	8	12,03

Evaluation of checks for sugar content

in apple fruits for April 2006

sort	number of measurements	average value °Brix
Golden Delicious	12	11,27
Idared	10	13,15
Jonagold	1	15,25
Jonagored	2	14,72

Evaluation of checks for sugar content

in apple fruits for April 2006

according to the sugar content

sort	order	average value °Brix	number of measurement s
Jonagold	1.	15,25	1
Jonagored	2.	14,72	2
Idared	3.	13,15	10
Golden Delicious	4.	11,27	12

Evaluation of checks for sugar content

in apple fruits for April 2006

according to the country of origin

origin	number of measurements	average value °Brix
Czech Republic	2	14,27
Hungary	3	12,45
Poland	5	12,37
Slovakia	9	13,38
Slovenia	1	13,95
Italy	4	12,33

Evaluation of checks for sugar content

in apple fruits from January to April in 2006

sort	order	average value	number of measurements
		°Brix	
Rubinola	1.	15,80	1
Jonagored	2.	14,87	7
Fuji	3.	14,78	5
Braeburn	4.	14,45	3
Jonagold	5.	13,76	17
Red Winter	6.	13,70	1
Gala	7.	13,45	1
Gloster	8.	13,32	11

Evaluation of checks for sugar content

in apple fruits from January to April in 2006

sort	order	average value	number of measurements
		°Brix	
Granny Smith	9.	13,28	10
Rubín	10.	13,05	1
Topaz	11.	12,75	2
Idared	12.	12,65	46
Golden Delicious	13.	12,26	60
Šampion	14.	12,25	2
Pinova	15.	12,10	1
Total			122