



Forest Ownership Reporting in the ECE region

Sebastian Glasenapp, UNECE/FAO Forestry and Timber Section



37th Joint Working Party on Forest Statistics, Economics and Management
18-20 March 2015, Geneva, Switzerland



Outline



1. Objectives
2. Organizational Framework
3. Timeframe
4. Forest Ownership Questionnaire
5. Joint Reporting



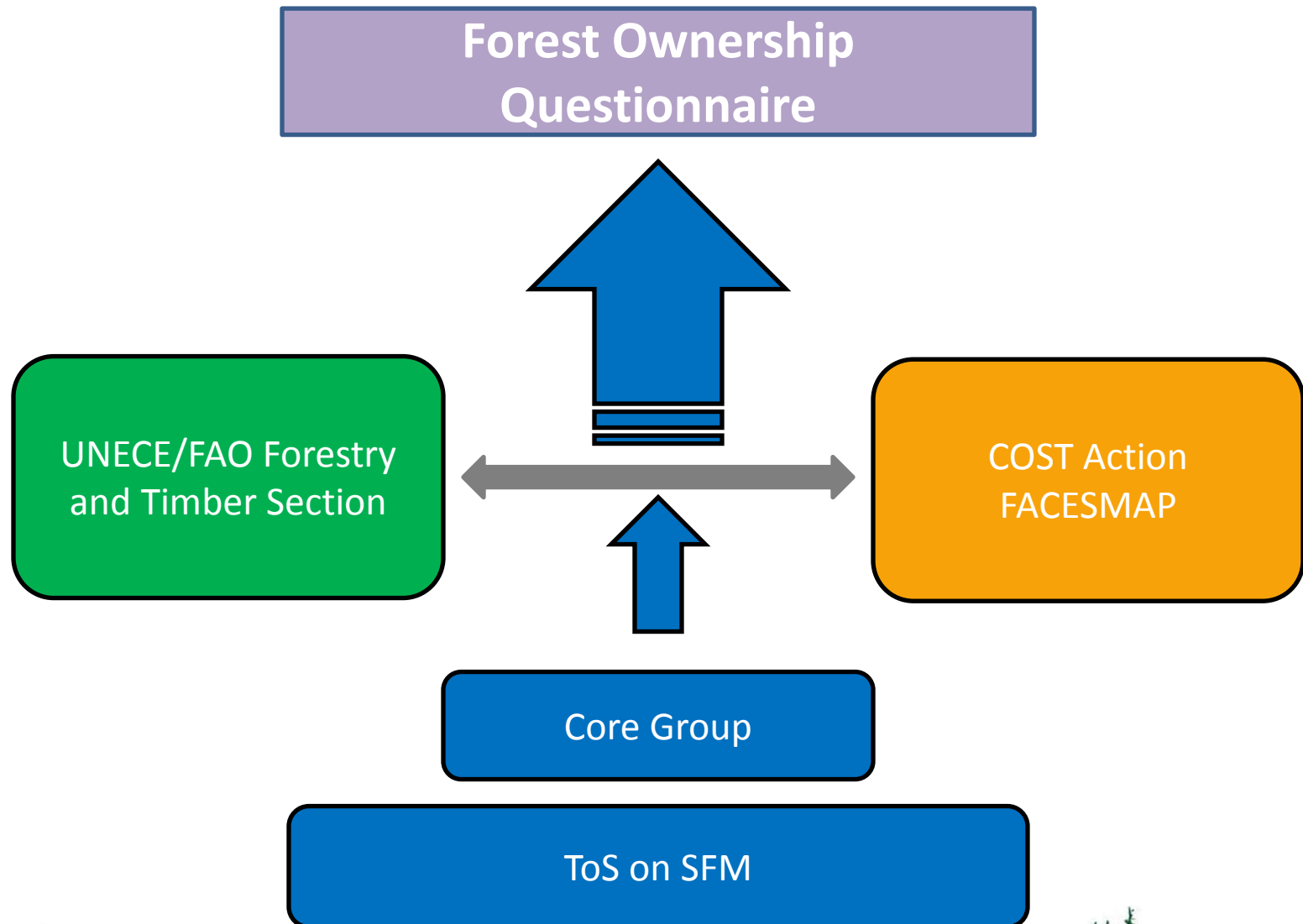
Objectives



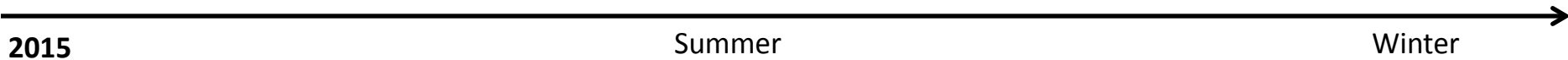
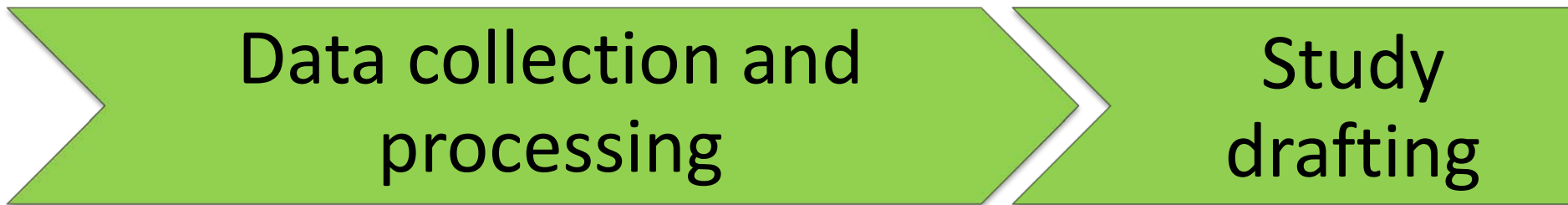
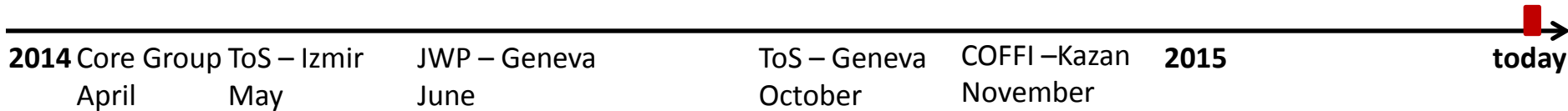
- What is the effect of forest ownership on the economic, ecologic and social aspects of forests?
- How forests are managed in the different ownership categories?



Organizational Framework



Timeframe



Forest Ownership Questionnaire



(UNECE/FAO FTS)

1. Quantitative Questions


I. Forest Ownership

II. Public Ownership

III. Private Ownership

(COST Action FACESMAP)

2. Qualitative Questions



Quantitative Questions



I. Forest Ownership

- 1) Forest ownership and management status
- 2) Forest properties
- 3) Characteristics of Forests Available for Wood Supply (FAWS)
- 4) Economic indicators

II. Public Ownership

- 5) Structure of state forest ownerships
- 6) State forest management organisations
- 7) Structure of public forest ownership holdings
- 8) Workforce in public forests

III. Private Ownership

- 9) Removals from private forest properties
- 10) Demographic information on individual forest owners
- 11) Social background and objectives of individual forest owners



Quantitative Questions



I. Forest Ownership

- 1) Forest ownership and management status
- 2) Forest properties
- 3) Characteristics of Forests Available for Wood Supply (FAWS)
- 4) Economic indicators

II. Public Ownership

- 5) Structure of state forest ownerships
- 6) State forest management organisations
- 7) Structure of public forest ownership holdings
- 8) Workforce in public forests

III. Private Ownership

- 9) Removals from private forest properties
- 10) Demographic information on individual forest owners
- 11) Social background and objectives of individual forest owners



Quantitative Questions



Table 1a: Area of forest and Forest Available for Wood Supply (FAWS)

Ownership category	Forest area (1000 ha)			Of which FAWS (1000 ha)		
	1990	2010	2015	1990	2010	2015
Public ownership (total)						
Owned by the state at national level						
Owned by the state at sub-national government scale						
Owned by local government						
Other						
Private ownership (total)						
Owned by individuals and families						
Owned by private business entities						
Owned by private institutions						
Owned by tribal and indigenous communities						
Owned by other private common ownership						
Other						
Unknown ownership (total)						
TOTAL						



Quantitative Questions



Table 1b: Area of forest by management status

	Forest area primarily managed by the owner (1000 ha)			Forest area primarily managed by others (1000 ha)			Unknown forest management status (1000 ha)		
	1990	2010	2015	1990	2010	2015	1990	2010	2015
Public ownership (total)									
Owned by the state at national level									
Owned by the state at sub-national government scale									
Owned by local government									
Other									
Private ownership (total)									
Owned by individuals and families									
Owned by private business entities									
Owned by private institutions									
Owned by tribal and indigenous communities									
Owned by other private common ownership									
Other									
Unknown ownership (total)									
TOTAL									



Quantitative Questions



I. Forest Ownership

- 1) Forest ownership and management status
- 2) Forest properties
- 3) Characteristics of Forests Available for Wood Supply (FAWS)
- 4) Economic indicators

II. Public Ownership

- 5) Structure of state forest ownerships
- 6) State forest management organisations
- 7) Structure of public forest ownership holdings
- 8) Workforce in public forests

III. Private Ownership

- 9) Removals from private forest properties
- 10) Demographic information on individual forest owners
- 11) Social background and objectives of individual forest owners



Quantitative Questions



Table 2: Area and number of forest properties

Ownership category	Year	Area and number of forest properties by size									
		Total		< 10 ha		11-50 ha		51-500 ha		> 500 ha	
		Area (1000 ha)	Number	Area (1000 ha)	Number	Area (1000 ha)	Number	Area (1000 ha)	Number	Area (1000 ha)	Number
Public ownership (total)	2015										
	2010										
	1990										
...of which owned by local government	2015										
	2010										
	1990										
Private ownership (total)	2015										
	2010										
	1990										
Unknown ownership (total)	2015										
	2010										
	1990										
TOTAL	2015										
	2010										
	1990										



Quantitative Questions



I. Forest Ownership

- 1) Forest ownership and management status
- 2) Forest properties
- 3) Characteristics of Forests Available for Wood Supply (FAWS)
- 4) Economic indicators

II. Public Ownership

- 5) Structure of state forest ownerships
- 6) State forest management organisations
- 7) Structure of public forest ownership holdings
- 8) Workforce in public forests

III. Private Ownership

- 9) Removals from private forest properties
- 10) Demographic information on individual forest owners
- 11) Social background and objectives of individual forest owners



Quantitative Questions



Table 3: Growing stock, growth and drain

Ownership category	Growing stock (million m ³ over bark)			Net annual increment (1000 m ³ over bark)			Annual fellings (1000 m ³ over bark)		
	1990	2010	2015	1990	2010	2015	1990	2010	2015
Public ownership (total)									
...of which owned by local government									
Private ownership (total)									
Unknown ownership (total)									
TOTAL									



Quantitative Questions



I. Forest Ownership

- 1) Forest ownership and management status
- 2) Forest properties
- 3) Characteristics of Forests Available for Wood Supply (FAWS)
- 4) Economic indicators

II. Public Ownership

- 5) Structure of state forest ownerships
- 6) State forest management organisations
- 7) Structure of public forest ownership holdings
- 8) Workforce in public forests

III. Private Ownership

- 9) Removals from private forest properties
- 10) Demographic information on individual forest owners
- 11) Social background and objectives of individual forest owners



Quantitative Questions



Table 4a: Wood removals and certified area

Ownership category	Year	Total wood removals		Certified area
		Volume (1000 m ³)	Value (1000 local currency)	Area (1000 ha)
Public ownership (total)	2015			
	2010			
	1990			
...of which owned by local government	2015			
	2010			
	1990			
Private ownership (total)	2015			
	2010			
	1990			
Unknown ownership (total)	2015			
	2010			
	1990			
TOTAL	2015			
	2010			
	1990			



Quantitative Questions



Table 4b: Main Non-Wood Forest Products (NWFP) in 2015

Ownership category	Rank (importance)	Name of product	Quantity/ Value	Unit (i.e. local currency, kg etc.)
Public ownership (total)	1 st			
	2 nd			
	3 rd			
	4 th			
	5 th			
Private ownership (total)	1 st			
	2 nd			
	3 rd			
	4 th			
	5 th			

Please insert additional information on NWFP here:



Quantitative Questions



Table 4c: Main Forest Ecosystem Services (FES) in 2015

Ownership category	Rank (importance)	Name of service	Quantity/ Value	Unit (i.e. local currency, kg etc.)
Public ownership (total)	1 st			
	2 nd			
	3 rd			
	4 th			
	5 th			
Private ownership (total)	1 st			
	2 nd			
	3 rd			
	4 th			
	5 th			

Please insert additional information on FES here:



Quantitative Questions



I. Forest Ownership

- 1) Forest ownership and management status
- 2) Forest properties
- 3) Characteristics of Forests Available for Wood Supply (FAWS)
- 4) Economic indicators

II. Public Ownership

- 5) Structure of state forest ownerships
- 6) State forest management organisations
- 7) Structure of public forest ownership holdings
- 8) Workforce in public forests

III. Private Ownership

- 9) Removals from private forest properties
- 10) Demographic information on individual forest owners
- 11) Social background and objectives of individual forest owners



Quantitative Questions



I. Forest Ownership

- 1) Forest ownership and management status
- 2) Forest properties
- 3) Characteristics of Forests Available for Wood Supply (FAWS)
- 4) Economic indicators

II. Public Ownership

- 5) Structure of state forest ownerships
- 6) State forest management organisations
- 7) Structure of public forest ownership holdings
- 8) Workforce in public forests

III. Private Ownership

- 9) Removals from private forest properties
- 10) Demographic information on individual forest owners
- 11) Social background and objectives of individual forest owners



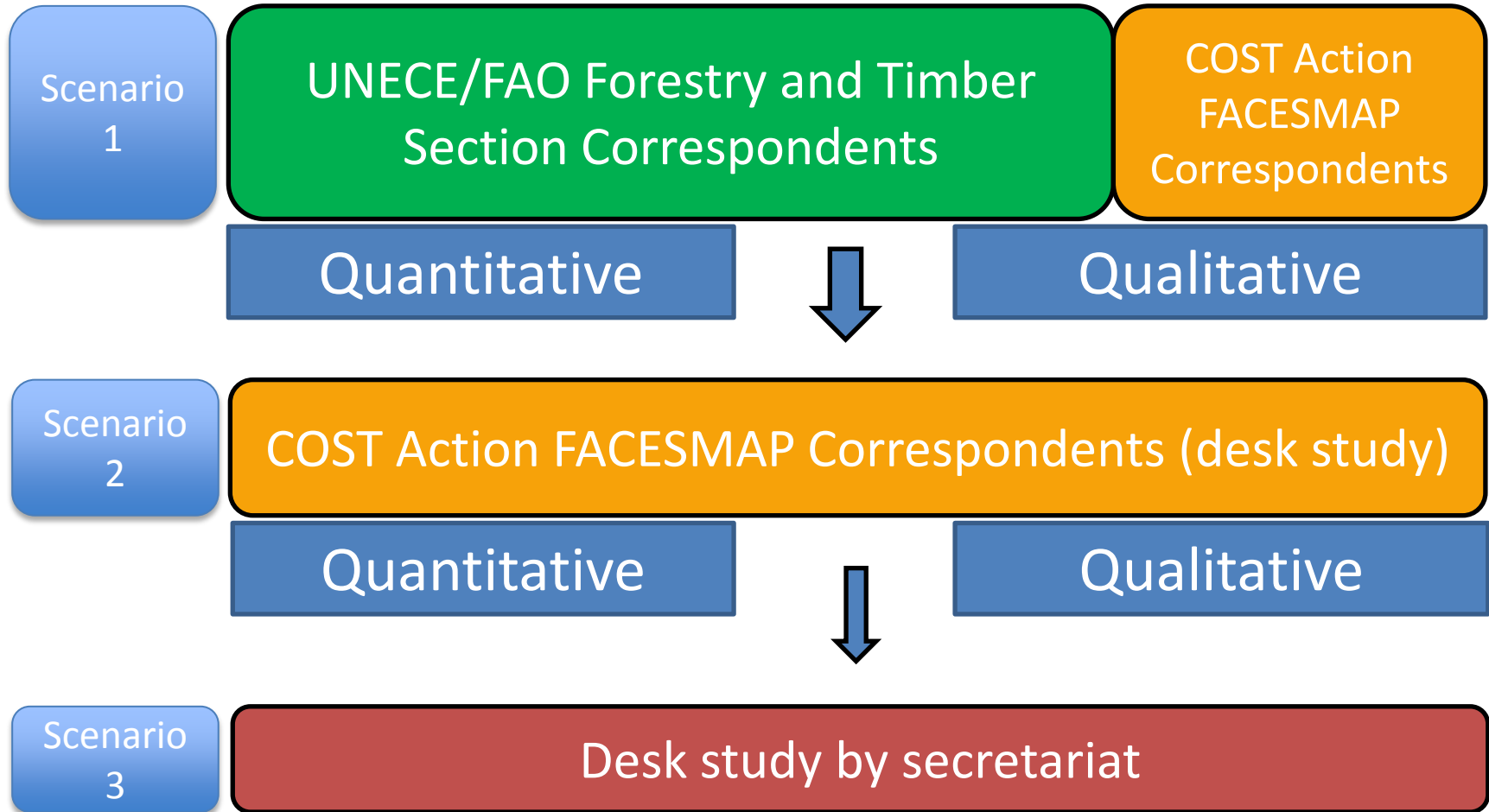
Qualitative Questions



- 2.1 Forest ownership structure and management**
- 2.2 Forest management**
- 2.3 Illegal logging**
- 2.4 Policy Questions**



Joint Reporting





Thank you!



For more information please contact sebastian.glasenapp@unece.org

