



35th Session Joint FAO/UNECE Working Party on Forest Statistics, Economics and Management

Geneva – 23-25 April 2013



Joint Wood Energy Enquiry 2011

David Ellul

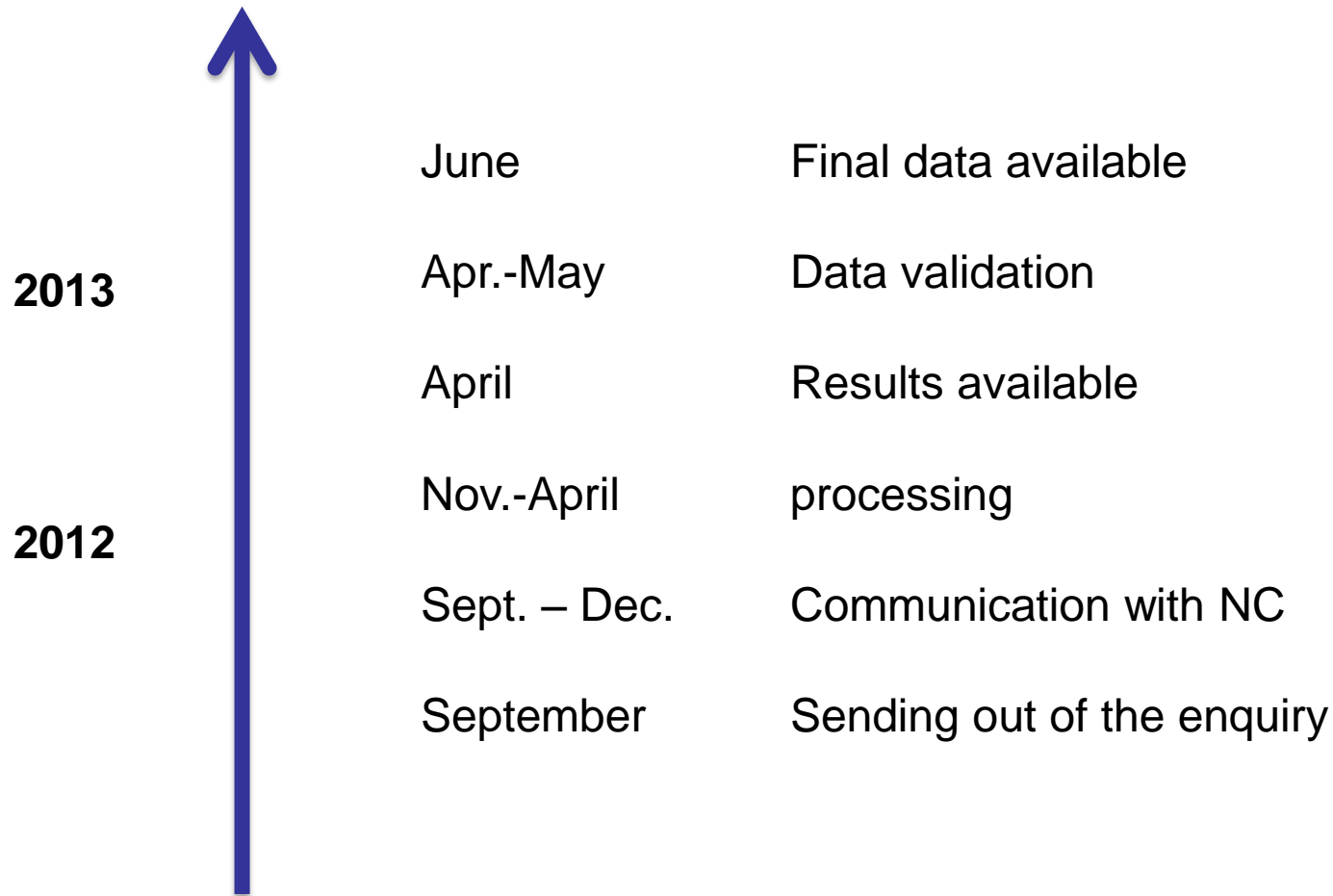


JWEE 2011 Structure

- Overall structure unchanged
 - Bark estimate now prefilled
 - Black liquor estimate now prefilled in m.t. based on chemical pulp figures
- NREAP progress report templates
- Use of International Energy Agency (IEA) 2010 data as estimates/benchmarks



JWEE 2011 Timeline



Response Rate 2011

Country	2005	2007	2009	2011
Albania	-	-	-	A
Armenia	NC	NC	-	B
Austria	A	A	A	A
Azerbaijan	NC	-	-	-
Belarus	-	-	I	-
Belgium	-	-	A	EXP
Bosnia and Herzegovina	-	-	I	A
Bulgaria	-	-	-	NC
Canada	A	B	I	S
Croatia	-	-	-	-
Cyprus	NC	A	A	A
Czech Republic	A	-	A	A
Denmark	-	-	-	A
Estonia	-	-	A	A
Finland	A	A	A	A
France	A	A	A	A
Georgia	-	-	-	-
Germany	A	A	B	A
Greece	-	-	-	-
Hungary	-	-	-	-
Iceland	-	-	NC	A
Ireland	-	A	A	A
Israel	-	-	NC	NC
Italy	NC	-	B	S
Kazakhstan	NC	NC	-	-
Kyrgyzstan	NC	-	-	-

Country	2005	2007	2009	2011
Latvia	-	B	-	-
Liechtenstein	-	B	A	NC
Lithuania	A	A	A	-
Luxembourg	-	-	-	A
Malta	-	-	-	-
Montenegro	-	-	-	EXP
Netherlands	A	A	-	A
Norway	A	NC	A	A
Poland	-	NC	-	A
Portugal	-	-	-	-
Republic of Moldova	-	-	-	-
Romania	-	-	-	S
Russian Federation	-	B	A	-
Serbia	-	A	A	A
Slovak Republic	-	A	A	-
Slovenia	A	A	A	A
Spain	-	-	-	EXP
Sweden	A	A	A	A
Switzerland	A	A	A	A
Tajikistan	-	-	-	-
The former Yugoslav Republic of Macedonia	NC	-	-	-
Turkey	-	NC	I	I
Turkmenistan	-	-	-	-
Ukraine	NC	-	-	A
United Kingdom	A	A	A	A
United States	A	A	A	A
Uzbekistan	-	-	-	-



JWEE 2011 Main Results

Wood energy accounts for:

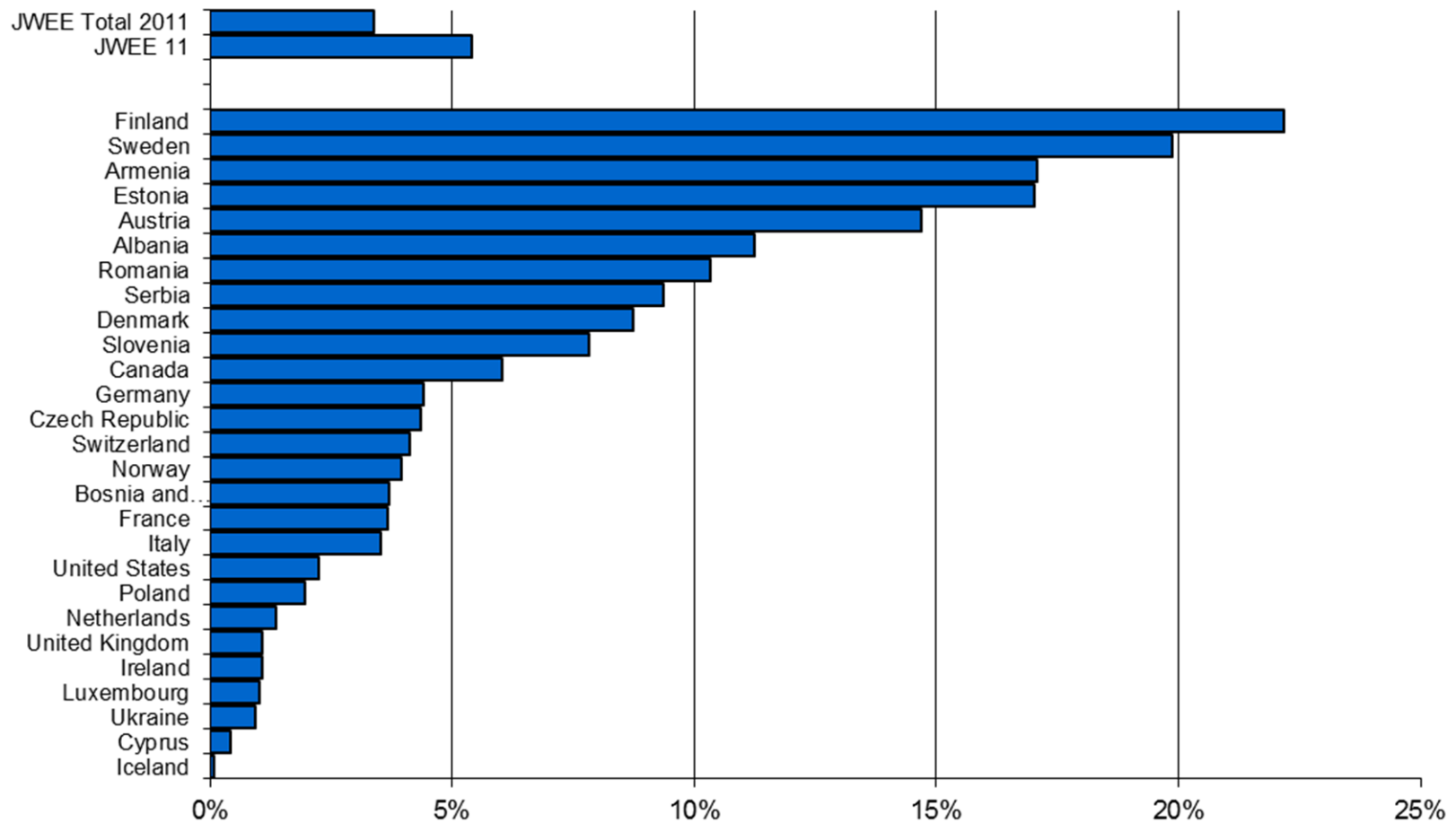
- 3.4% of Total Primary Energy Supply (TPES)
- 38.9% of Renewable Energy Supply (TPES)

→ Leading source of renewable energy

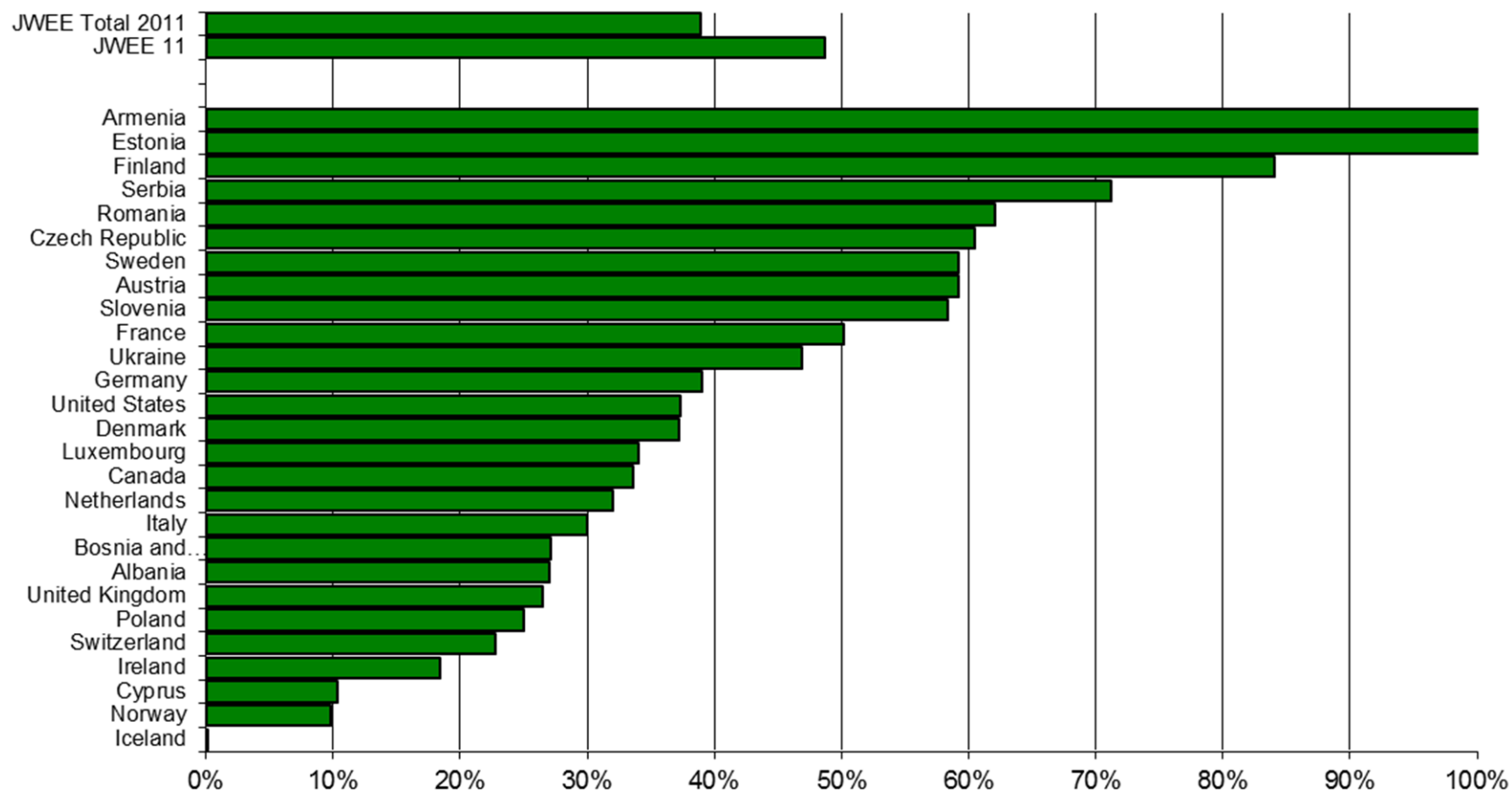
- ~40% of all mobilised wood biomass is used for energy purposes



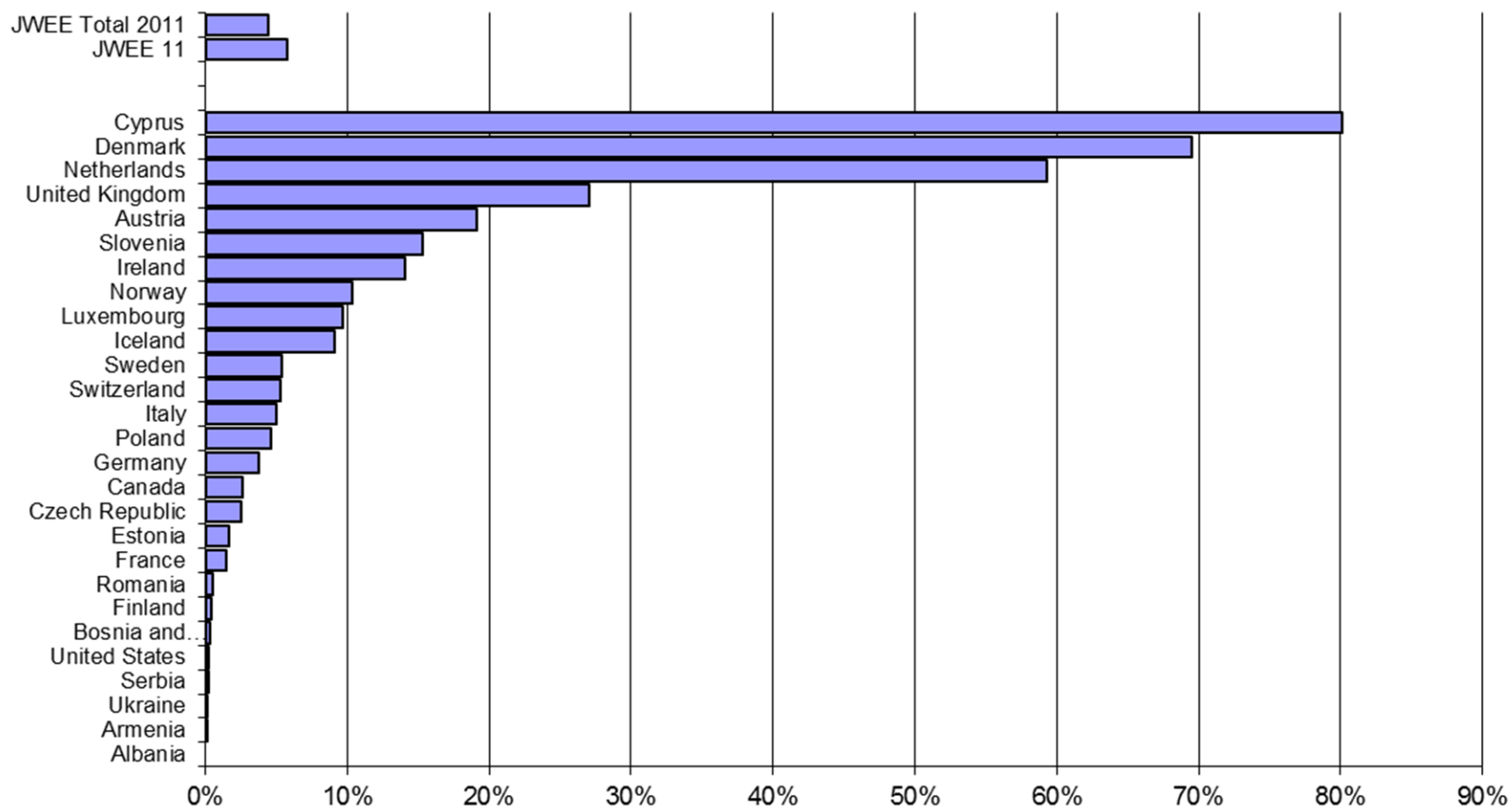
Share of woody biomass in TPES, 2011



Share of woody biomass in RES, 2011



Share of imports in wood fuel supply, 2011

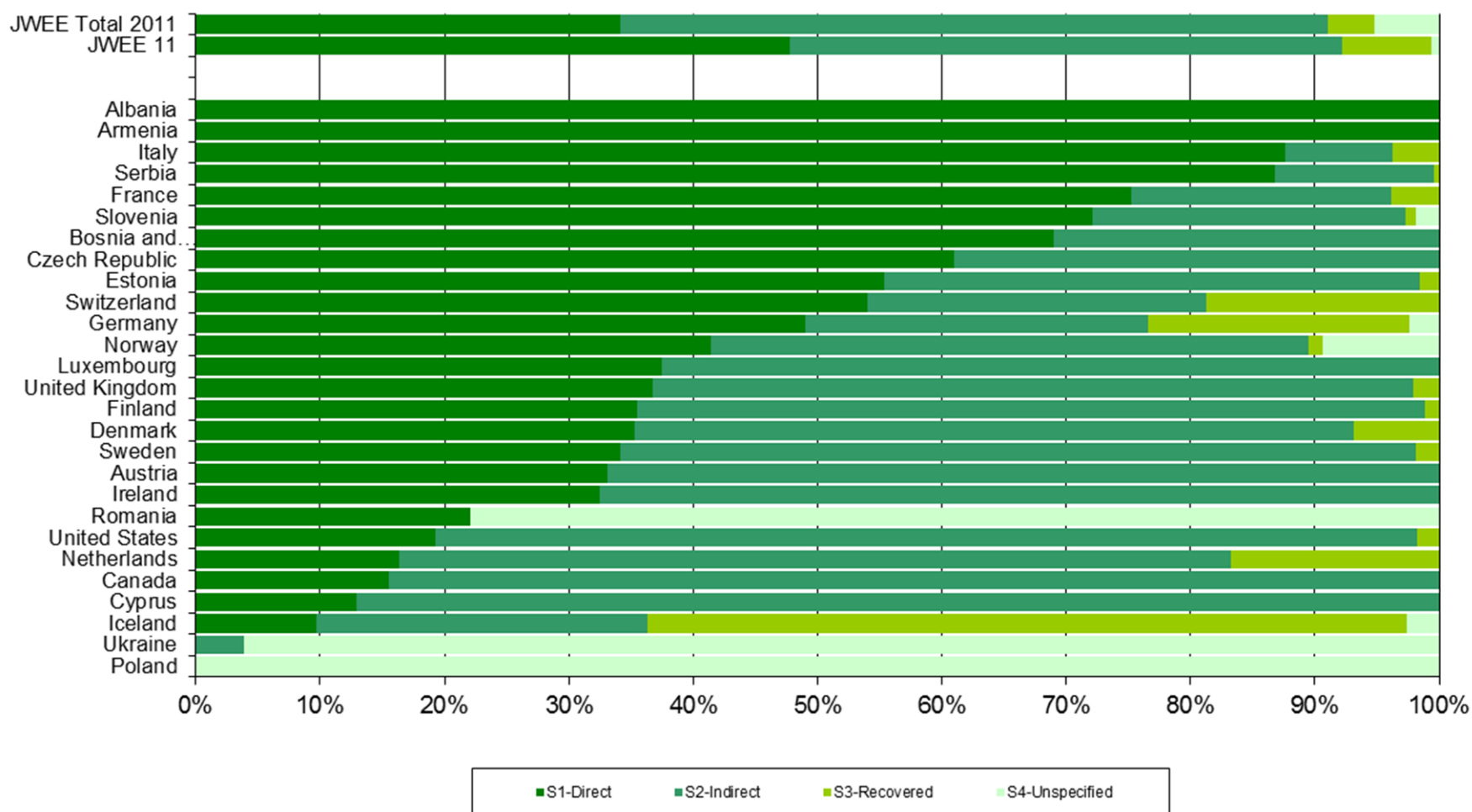


JWEE 2011 Main Results

- 34.1% of wood energy supply originates from woody biomass from forest and other wooded land (S1 Direct)
- Solid and liquid co-products and processed wood fuels (S2) contribute 57% of the wood energy supply
- Recovered waste wood (S3) accounts for 3.7%



Relative share of wood energy sources, 2011

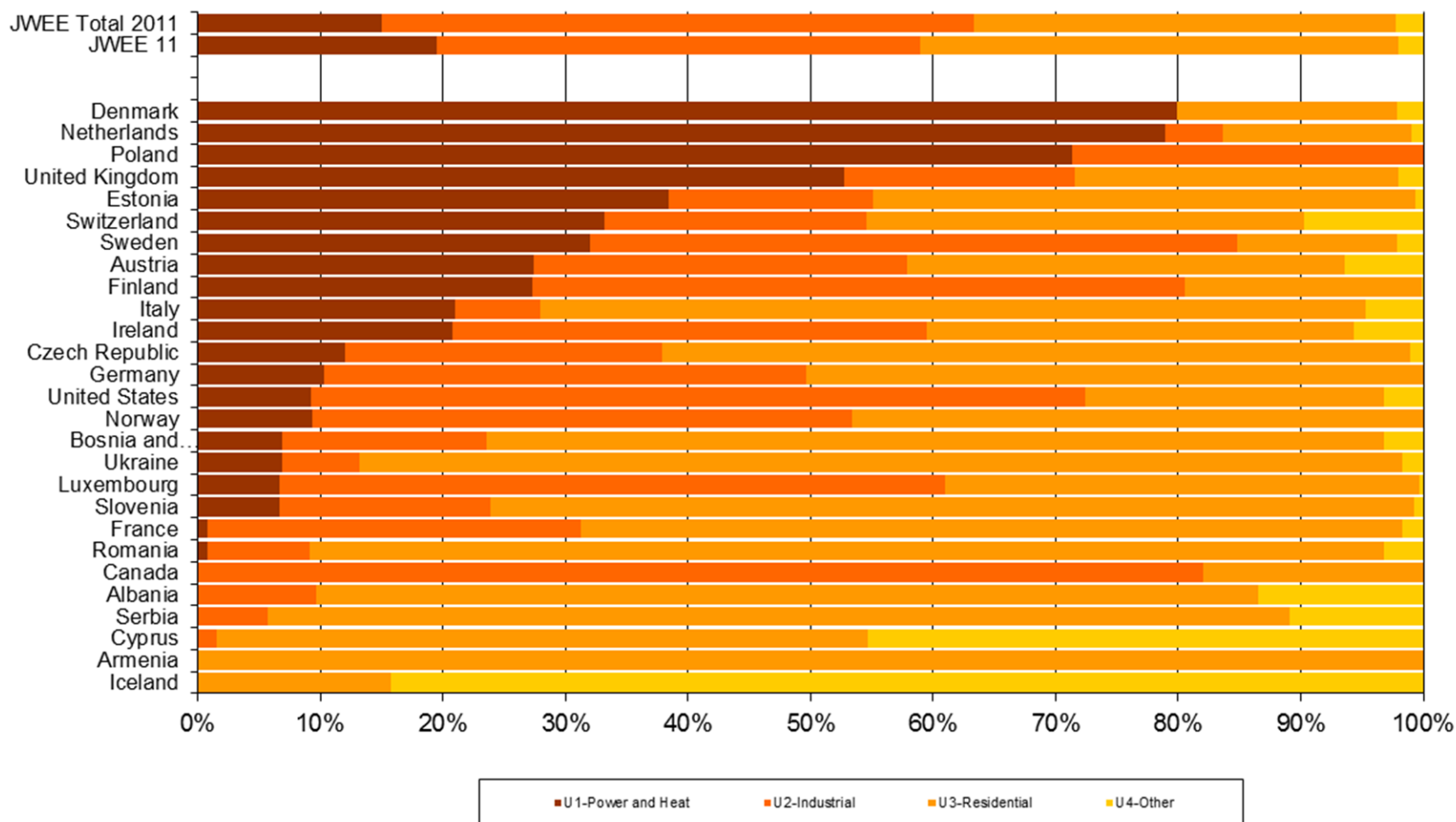


JWEE 2011 Main Results

- 48.4% by industrial sector (U2)
- Households (U3) account for 34.4%.
However, wood energy use by private households is often higher than official records indicate.
- The power and heat sector represents 15% of wood energy use.



Relative share of wood energy uses, 2011



JWEE Trends

Main trends 2009-2011:

- 4.8% annual growth in the amount of wood used for energy purposes
- Growth of the share of woody biomass in TPES from 4.3% to 5.4%
- Growth of the share of woody biomass in RES from 46.1% to 48.7%



Challenges

- Difficulty reconciling fuelwood consumption figures (especially in the residential sector) with official figures for fuelwood supply
- Incomplete data on production and trade of pellets and in particular for charcoal and briquettes
- Only a handful of countries were able to provide data on transformation inputs into processed wood-based fuels (Table III)
- In some cases, correspondents had figures about total amounts being consumed by a specific sector but no further detail on the specific category of wood fibre being consumed
- Difficulty for some correspondents to treat Autoproducer undertakings
- Matching the NREAP progress reports structure: direct vs indirect raw material



Feedback

Delegates are invited to:

- Express their opinion on the JWEE process so far (structure, communication, timeline)
- Review data for their respective member state over the next months;
- Provide guidance on the usefulness of the indicators presented;
- Reflect on the possibility of completing the dataset using estimates from other sources.



Outreach

- Wood Energy Policy Debate, Geneva May 2012
- JWEE capacity building workshop, Paris, June 2012
- 6th InterEnerStat meeting, Paris, December 2012



Thank You

David Ellul

Associate Economic Affairs Officer

email: david.ellul@unece.org

tel: +41(0)22 917 1390

Christina Weimann

Carlo Schmid Fellow

email: christina.weimann@unece.org

tel: +41(0)22 917 4031

UNECE/FAO Forestry & Timber Section

Palais des Nations

CH-1211 Genève

www.unece.org/forests

Thank you for your attention and your help!



David Ellul, UNECE/FAO Forestry & Timber Section

