

Private Forest Ownership in Europe

Results of Enquiry and
Discussion Paper
(advance draft)

Prof. Dr. Franz Schmithüsen & Franziska Hirsch

Alex Korotkov, Helena Guarin,
Matthias Wilmhammer, Richard Slaby



Joint FAO/UNECE
Working Party on Forest
Economics and
Statistics
30th Session
2-3 April 2008

Overview

1. Background
2. Main results
3. Significant issues & trends
4. Follow-up and possible future activities



1. Background

UNECE/FAO/MCPFE/CEPF
Private Forest Ownership Enquiry 2006/07

**Forest
ownership**

Private

Public

Other

**Individuals / fami-
Lies / institutions**

**State / provincial /
communal**

**Holding
structure**

Total area of holdings

Total number of holdings

by size classes

**Socio-economic
data**

Forest Products

Individual owners

Volume Value

**Age +
Gender**

**Occu-
pation**

**Resi-
dence**

**Objec-
tives**

Trends

Restitution / Privatisation

Changes in past 15 years

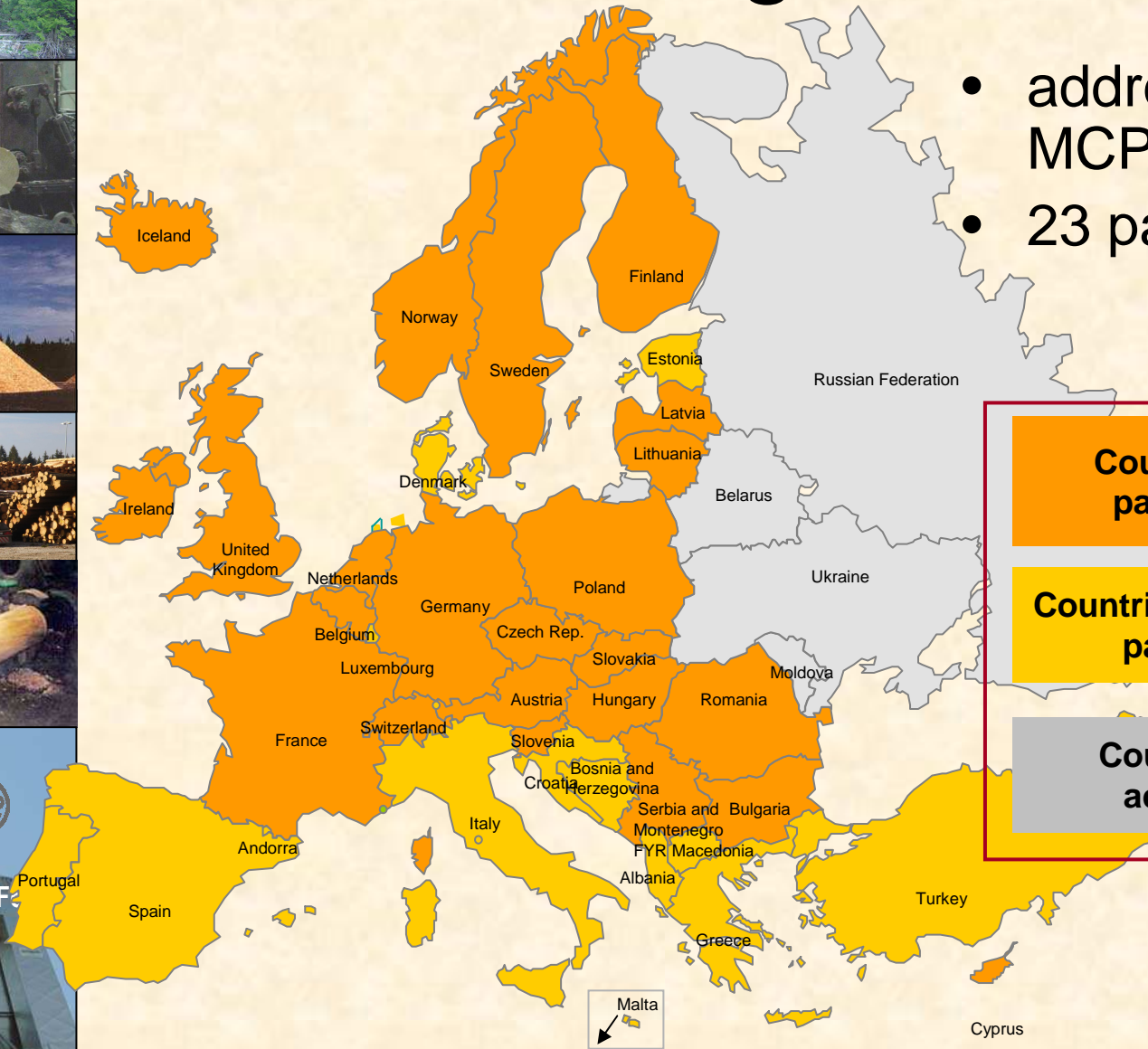
Organisation in FOAs, Fragmentation



Joint FAO/UNECE
Working Party on Forest
Economics and
Statistics
30th Session
2-3 April 2008

Portugal

- 
- Countries that participated**
- Countries that did not participate**
- Countries not addressed**





1. Background: Database

- Database and National Reports available on Website:

<http://www.unece.org/trade/timber/fra/PFO.htm>

Work area 2: Forest resource assessment and indicators of sustainable forest management in the region

Private Forest Ownership

The results of an Enquiry on Private Forest Ownership in Europe, conducted in 2006/07 by UNECE/FAO, together with the Ministerial Conference on the Protection of Forests in Europe (MCPFE) and the Confederation of Private Forest Owners (CEPF), are available in the below database and national country reports received from 23 European countries with records of private forest ownership. The main findings with regard to ownership distribution, holding structure, and socio-economic observations are presented as an overview in the handout.

- Handout: Presentation of main results ([pdf](#))
- Enquiry tables and definitions ([Word](#), [pdf](#))
- Database
 - Main database (reporting forms F1-F7) ([xls](#))
 - Answers to specific questions (reporting form F8) ([pdf](#))
- Country reports
 - [Austria](#)
 - [Belgium](#)
 - [Bulgaria](#)
 - [Cyprus](#)
 - [Czech Republic](#)
 - [Finland](#)
 - France ([English](#), [French](#))

2. Main results

Overall Ownership Distribution (a)

Share [%] in area of forest and other wooded land in Europe

498,740 ha.

0.36%

70mil ha.
50.09%

68.5mil ha.
49.55%

- Private ownership
- Public ownership
- Other ownership

Includes: land where ownership is not defined, land that belongs to indigenous or tribal people.

Balanced ownership structure



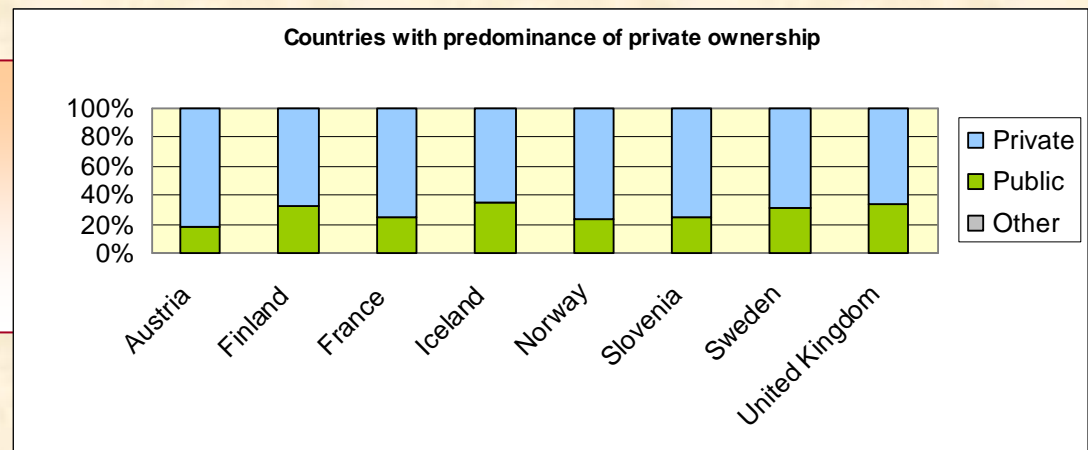
Joint FAO/UNECE
Working Party on Forest
Economics and
Statistics
30th Session
2-3 April 2008

2. Main results

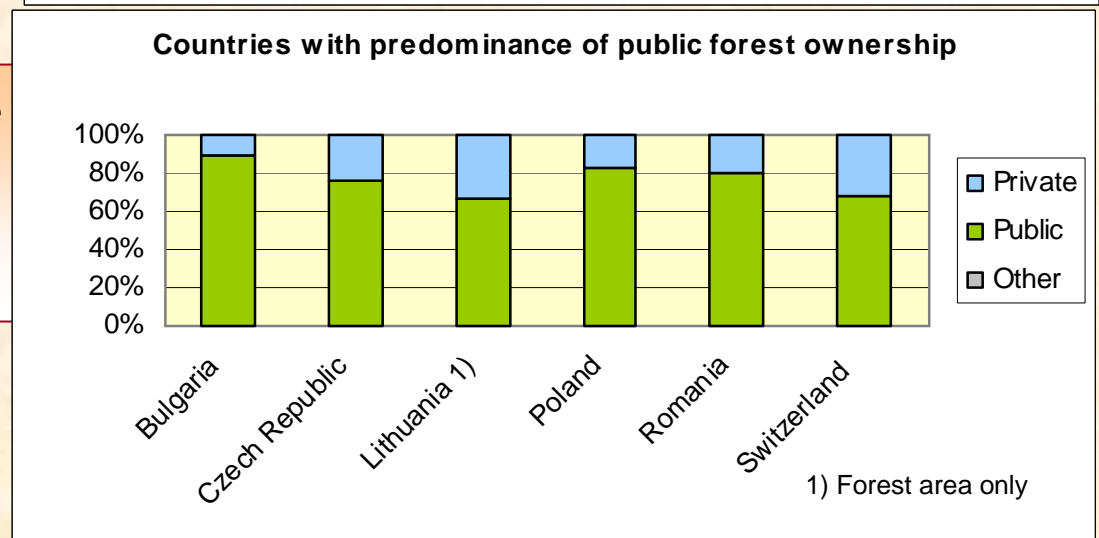
Overall Ownership Distribution

... large difference at the country level (b)

**Predominance
of private
ownership**



**Predominance
of public
ownership**

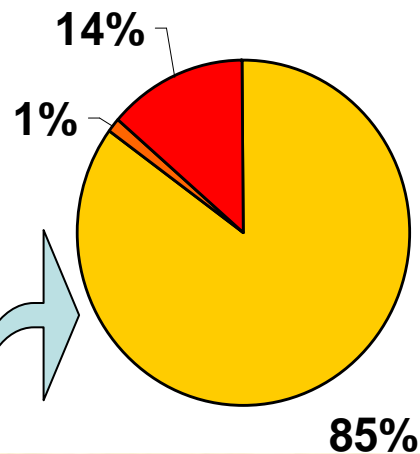


Joint FAO/UNECE
Working Party on Forest
Economics and
Statistics
30th Session
2-3 April 2008

2. Main results

Ownership categories

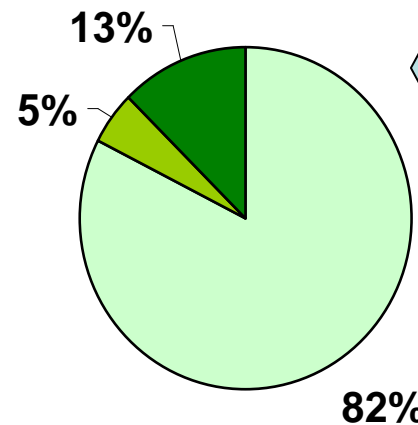
(11 countries: Belgium, Bulgaria, Czech Republic, Finland, France, Hungary, Poland, Romania, Slovakia, UK, Norway)



**Public Forests
mostly owned
by the State**

- State ownership
- Provincial ownership
- Communal Ownership

**Private Forest
mostly owned
by Individuals/
Families**



- Individuals / families
- Forest industries
- Private institutions



Joint FAO/UNECE
Working Party on Forest
Economics and
Statistics
30th Session
2-3 April 2008

3. Issues & Trends

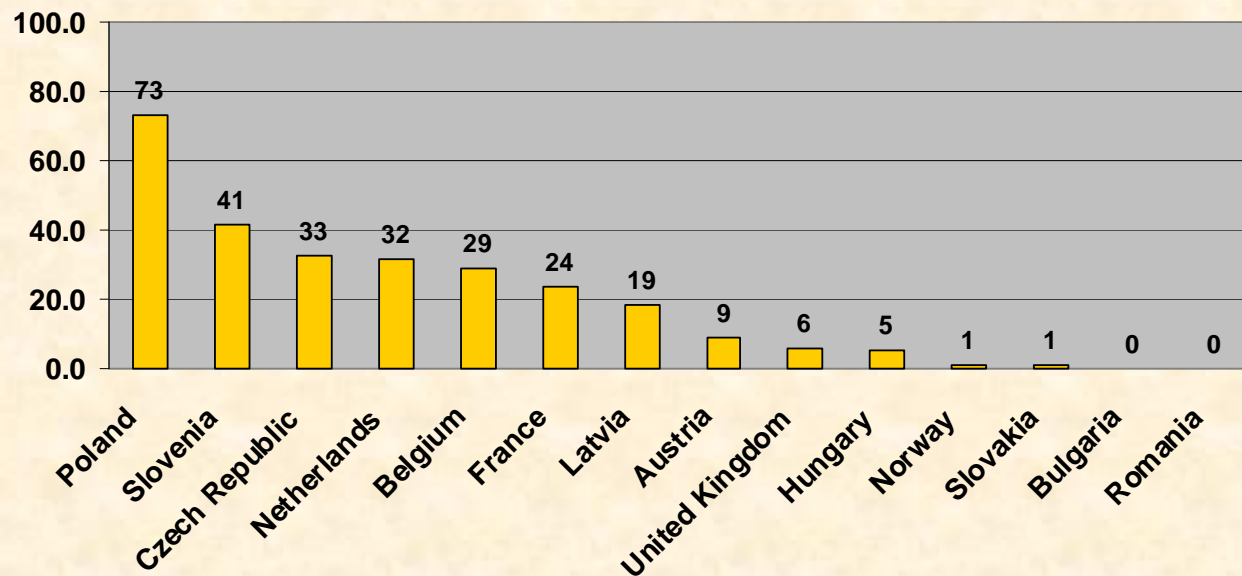
- **Changing ownership structure:**
 - **Restitution/privatization**
....ongoing in Lithuania, Romania, Slovakia, Serbia
 - **Afforestation of agricultural land**
 - **Division of holdings because of inheritance**
- Increasing number of private forest owners
- Land fragmentation



3. Issues & Trends

- **Changing ownership structure**

Share (%) of holdings < 6ha in total area of private holdings



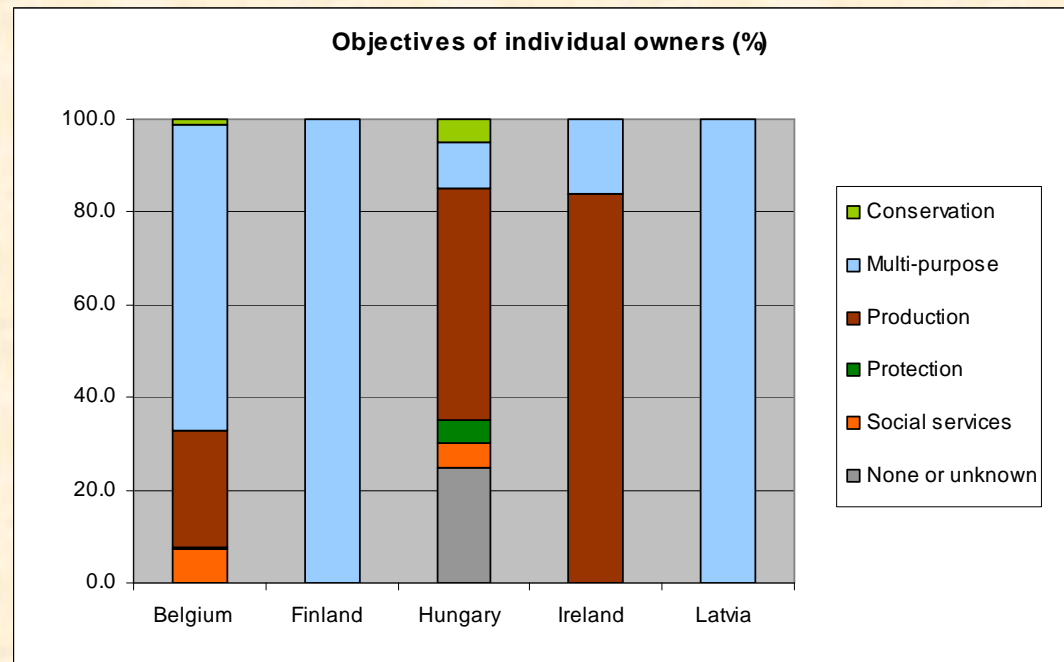
Restitution/privatization: often towards smallholding



3. Issues & Trends

- **Owner Profiles & Interests**

- Increasing share of urban forest owners
- Occupational field: often outside traditional agriculture/forestry
- Diverse ownership objectives

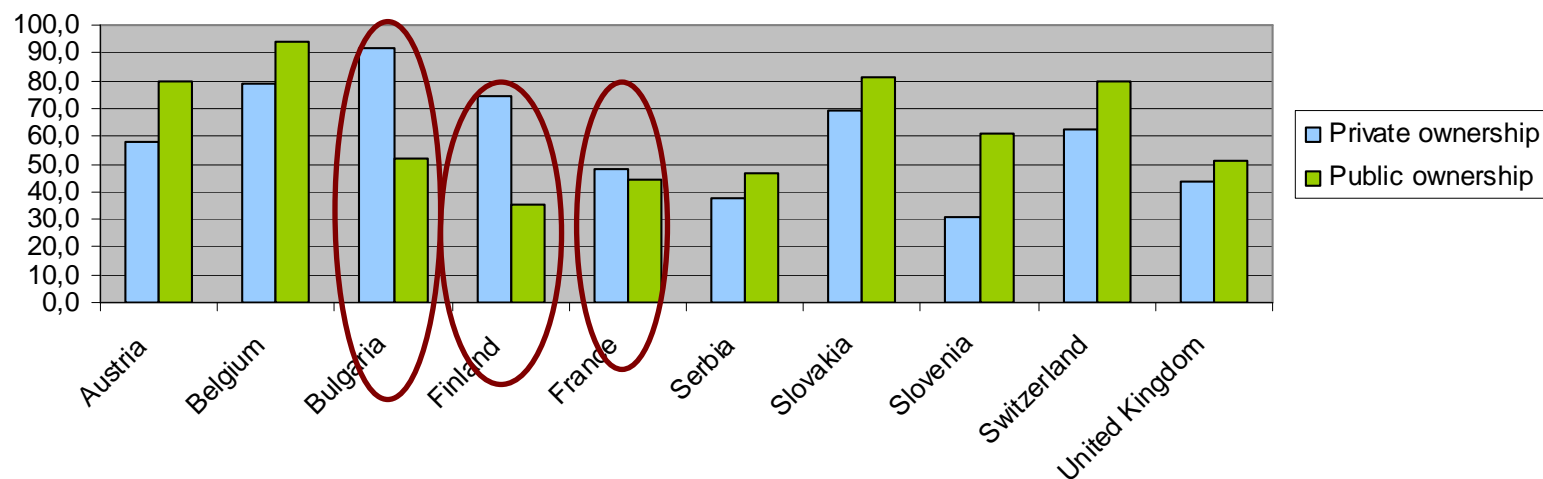


Joint FAO/UNECE
Working Party on Forest
Economics and
Statistics
30th Session
2-3 April 2008

3. Issues & Trends

- Utilization rate

Utilisation percentage according to ownership category (%)



**Utilization rate mostly higher in public forests
....except in Bulgaria, France, Finland**



3. Issues & Trends

- **Organization & Association**

- Large differences in share of organized owners
- High share of organized owners: Austria, France, Finland, Netherlands, Norway, Sweden, Switzerland
- Only few countries with low levels of organizations

- **Training**

- Large differences in attendance of courses
- High in countries with high levels of organization of private forest owners (Finland, France, Austria, Sweden, Norway)



3. Issues & Trends

Policy

MCPFE Warsaw Resolution 1

„Forests, Wood and Energy“:

Signatory States shall

„...identify and remove unintended barriers to an increase of sustainable wood production and mobilisation in forests of all types of ownership...

„encourage capacity building of forest owners and their cooperatives and facilitate their cooperation and information exchange..“



4. Follow-up & possible future activities

- Comments on draft discussion paper?
Please contact until 10 May 2008:

franziska.hirsch@unece.org,
Tel.: +41 22 917 24 80

- Your suggestions?
- Complement PFO database with additional country reports
- Update dataset
- Continue collaboration with FAO forest tenure work in different regions

