

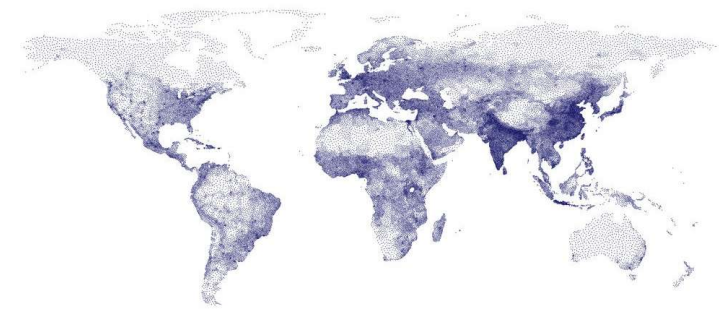
Introduction to GSBPM

ModernStats World Workshop
Geneva, Switzerland. 26-29 June 2019



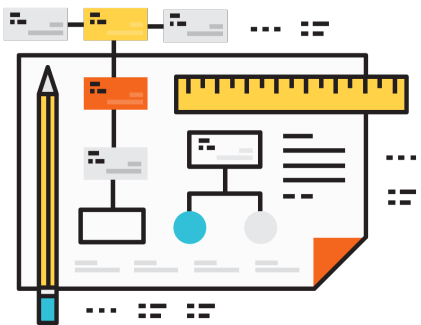
Statistical Business Process

- Is a collection of related and structured activities and tasks to convert input data into statistical information.
- The output of the process may be a mixed set of physical or digital products presenting data and metadata in different ways, such as publications, maps, electronic services, among others.



Business Process Model

- Is a tool to graphically represent business processes or workflows
- It works in two ways:
 1. To describe the process **As-is**. How is the process right now, without making any changes or improvements.
 2. To describe the process **To-be**. The future state, after making changes or improvements.



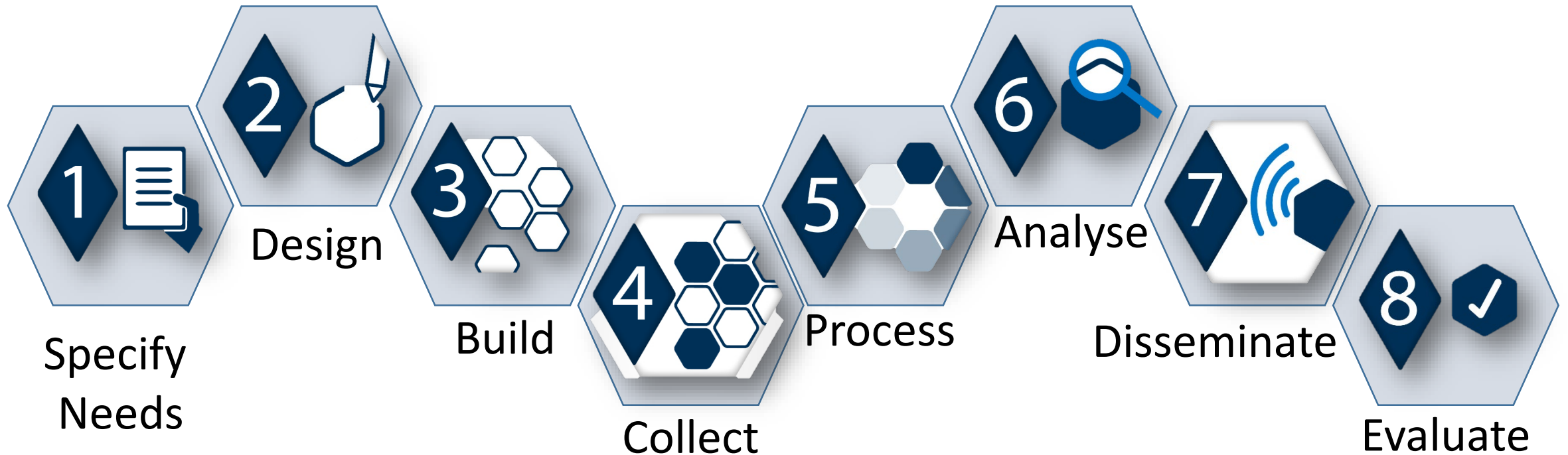
Generic Statistical Business Process Model (GSBPM)

The Generic Statistical Business Process Model (GSBPM) describes and defines the set of business processes needed to produce official statistics.

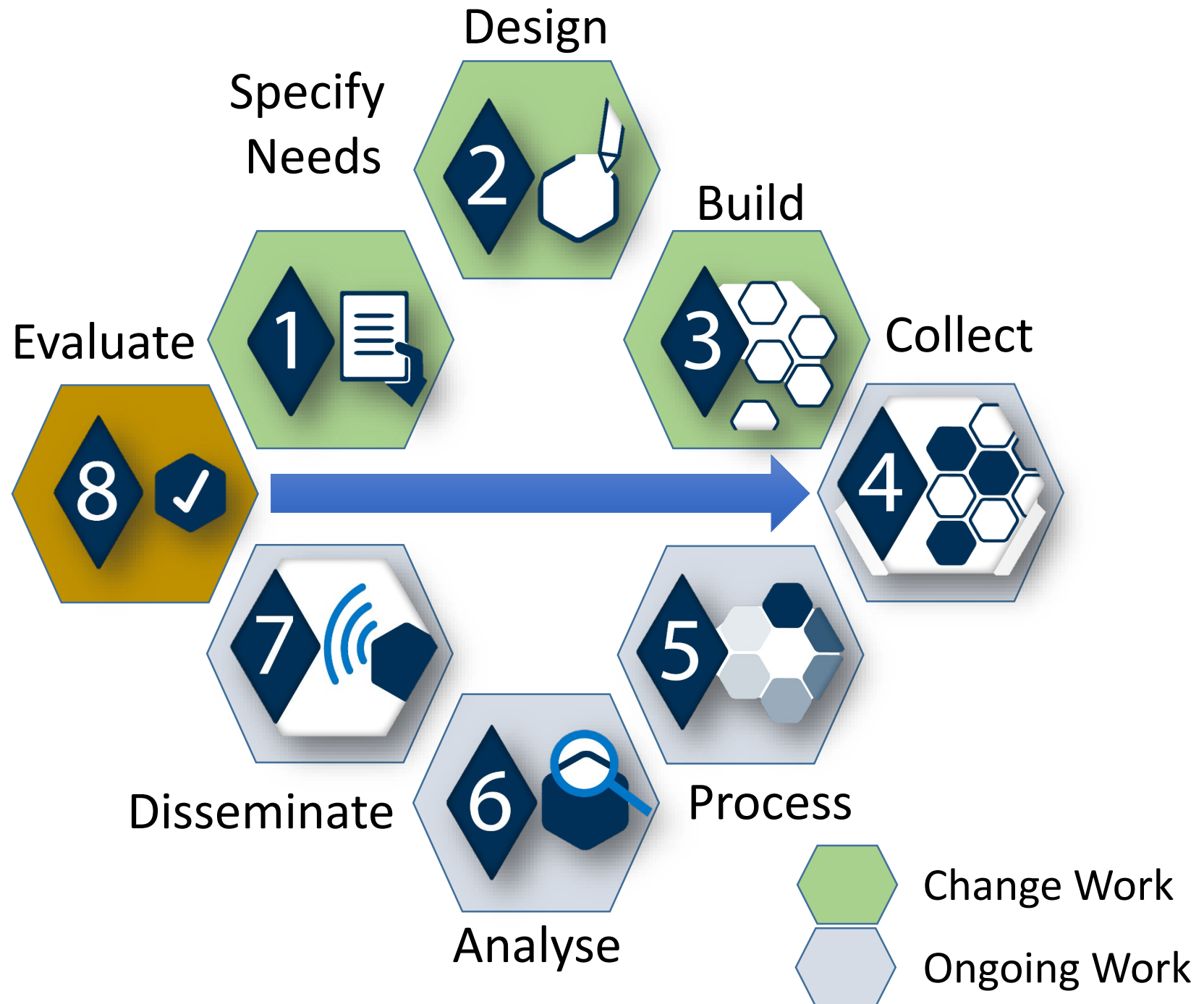
Current version: 5.1, was published on January 2019.

Focused on activities related with the production of (official statistics) information.

8 Phases of GSBPM



GSBPM as a Cycle



GSBPM Levels

Overarching Processes							
Specify needs	Design	Build	Collect	Process	Analyse	Disseminate	Evaluate
1.1 Identify needs	2.1 Design outputs	3.1 Reuse or build collection instruments	4.1 Create frame and select sample	5.1 Integrate data	6.1 Prepare draft outputs	7.1 Update output systems	8.1 Gather evaluation inputs
1.2 Consult and confirm needs	2.2 Design variable descriptions	3.2 Reuse or build processing and analysis components	4.2 Set up collection	5.2 Classify and code	6.2 Validate outputs	7.2 Produce dissemination products	8.2 Conduct evaluation
1.3 Establish output objectives	2.3 Design collection	3.3 Reuse or build dissemination components	4.3 Run collection	5.3 Review and validate	6.3 Interpret and explain outputs	7.3 Manage release of dissemination products	8.3 Agree an action plan
1.4 Identify concepts	2.4 Design frame and sample	3.4 Configure workflows	4.4 Finalise collection	5.4 Edit and impute	6.4 Apply disclosure control	7.4 Promote dissemination products	
1.5 Check data availability	2.5 Design processing and analysis	3.5 Test production systems		5.5 Derive new variables and units	6.5 Finalise outputs	7.5 Manage user support	
1.6 Prepare and submit business case	2.6 Design production systems and workflow	3.6 Test statistical business process		5.6 Calculate weights			
		3.7 Finalise production systems		5.7 Calculate aggregates			
				5.8 Finalise data files			



Level 0: Process

Level 1: Phases, 8

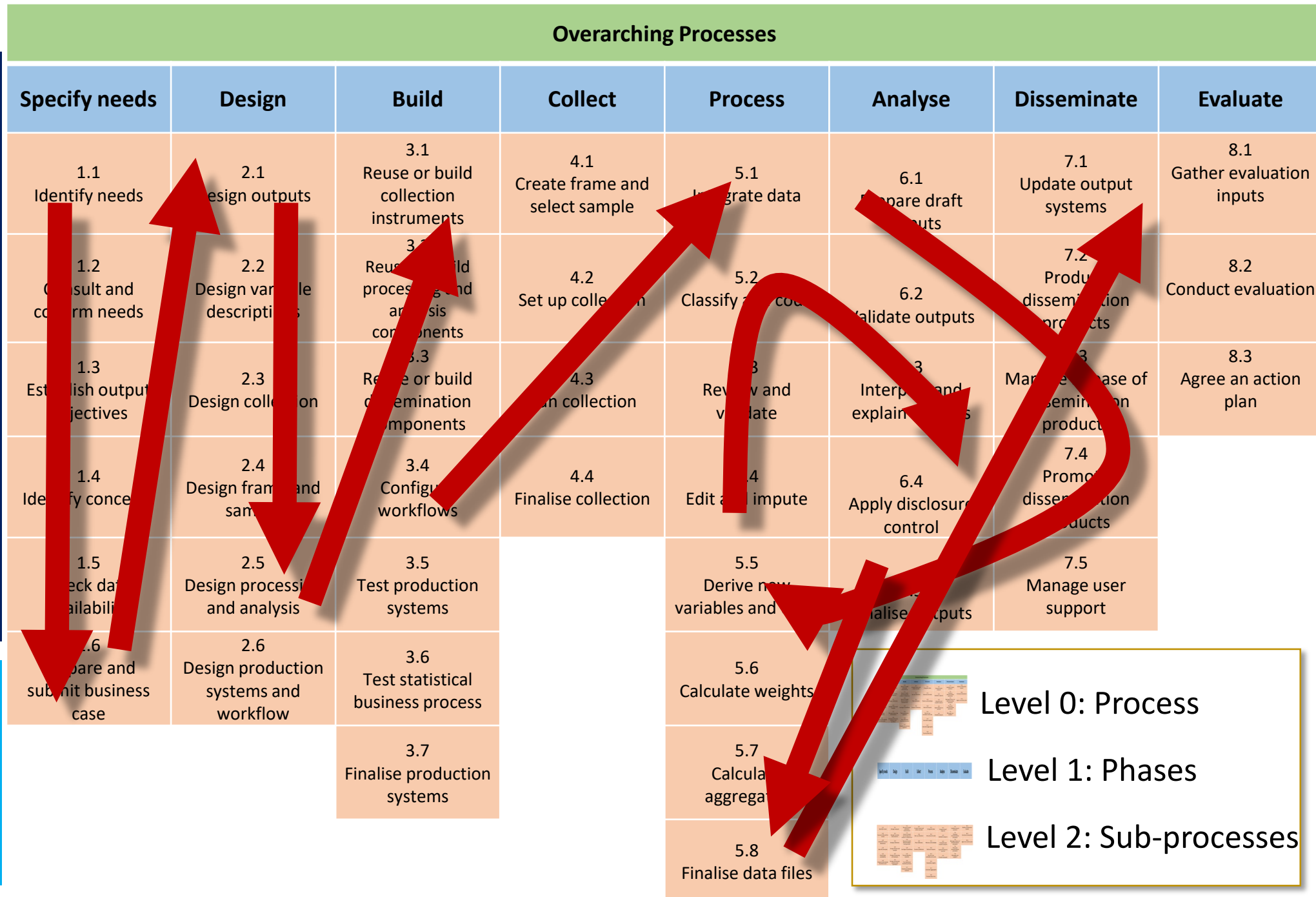
Level 2: Sub-processes, 44

Overarching Processes

Quality Management
Metadata Management
Data Management
Process Data Management
Knowledge Management
Provider Management

Specify needs	Design	Build	Collect	Process	Analyse	Disseminate	Evaluate	
1.1 Identify needs	2.1 Design outputs	3.1 Reuse or build collection instruments	4.1 Create frame and select sample	5.1 Integrate data	6.1 Prepare draft outputs	7.1 Update output systems	8.1 Gather evaluation inputs	
1.2 Consult and confirm needs	2.2 Design variable descriptions	3.2 Reuse or build processing and analysis components	4.2 Set up collection	5.2 Classify and code	6.2 Validate outputs	7.2 Produce dissemination products	8.2 Conduct evaluation	
1.3 Establish output objectives	2.3 Design collection	3.3 Reuse or build dissemination components	4.3 Run collection	5.3 Review and validate	6.3 Interpret and explain outputs	7.3 Manage release of dissemination products	8.3 Agree an action plan	
1.4 Identify concepts	2.4 Design frame and sample	3.4 Configure workflows	4.4 Finalise collection	5.4 Edit and impute	6.4 Apply disclosure control	7.4 Promote dissemination products		
1.5 Check data availability	2.5 Design processing and analysis	3.5 Test production systems		5.5 Derive new variables and units	6.5 Finalise outputs	7.5 Manage user support		
1.6 Prepare and submit business case	2.6 Design production systems and workflow	3.6 Test statistical business process		5.6 Calculate weights				
		3.7 Finalise production systems		5.7 Calculate aggregates				
				5.8 Finalise data files				

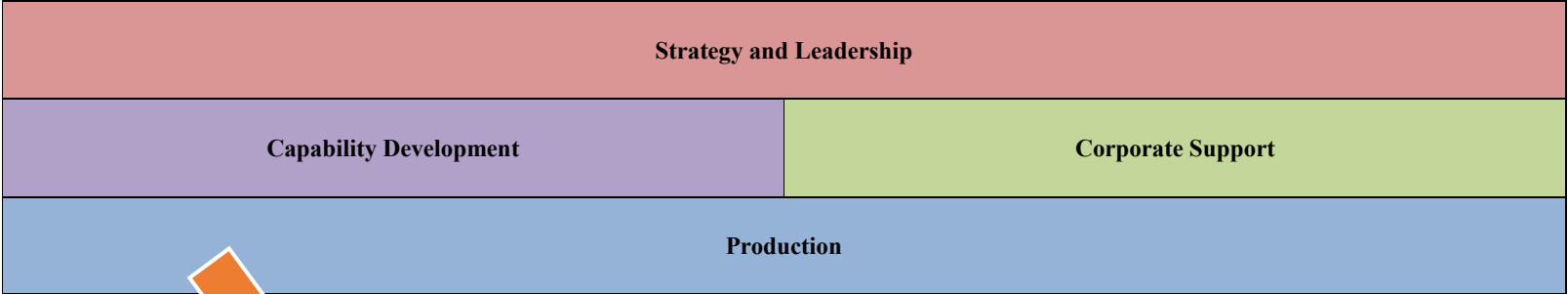
GSBPM is
not linear



Relation
With Other
Standards
and Models



GAMSO



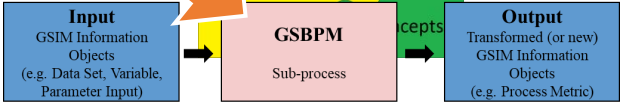
CSPA




Overarching Processes							
Specify needs	Design	Build	Collect	Process	Analyse	Disseminate	Evaluate
1.1 Identify needs	2.1 Design outputs	3.1 Reuse or build collection instruments	4.1 Create frame and select sample	5.1 Integrate data	6.1 Prepare draft outputs	7.1 Update output systems	8.1 Gather evaluation inputs
1.2 Consult and confirm needs	2.2 Design variable descriptions	3.2 Reuse or build processing and analysis components	4.2 Set up collection	5.2 Classify and code	6.2 Validate outputs	7.2 Produce dissemination products	8.2 Conduct evaluation
1.3 Establish output objectives	2.3 Design collection	3.3 Reuse or build dissemination components	4.3 Run collection	5.3 Review and validate	6.3 Interpret and explain outputs	7.3 Manage release of dissemination products	8.3 Agree an action plan
1.4 Identify concepts	2.4 Design frame and sample	3.4 Configure workflows	4.4 Finalise collection	5.4 Edit and impute	6.4 Apply disclosure control	7.4 Promote dissemination products	
1.5 Check data availability	2.5 Design processing and analysis	3.5 Test production systems		5.5 Derive new variables and units	6.5 Finalise outputs	7.5 Manage user support	
1.6 Prepare and submit business case	2.6 Design production systems and workflow	3.6 Test statistical business process		5.6 Calculate weights			
		3.7 Finalise production systems		5.7 Calculate aggregates			
				5.8 Finalise data files			



GSIM



CSDA



Some Possible Uses of GSBPM

- Agreeing on a standard Terminology to describe the production of statistics
- Providing a structure for documentation of statistical processes
- Facilitating the sharing of statistical methods and software
- Describing which standards are or could be used for different phases of the statistical production process
- Providing a framework for process quality assessment and improvement
- Better integrating work on statistical metadata and quality
- Providing the underlying model for methodological standards frameworks
- Developing a business process model repository to store process modelling outputs and allow them to be linked to the statistical business process model
- Providing an underlying model to design a training framework and a set of standard terminology to describe skills and expertise needed in the statistical production process
- Measuring operational costs
- Measuring system performance
- Providing a tool for aligning business processes of providers of non-statistical data
- Providing a tool to build capacity and to build technical knowledge methodically by referring to each phase's details
- Providing a tool for development/revision of statistical classifications
- To describe the geographical information production process
- As a basis for the definition of an IT platform
- And more are coming...

Questions?