

# User's need of indicators for evidence based decision making

Seminar :The Role of NSO in Compilation of Leading, Composite and Sentiment Indicators

Monica Nelson Edberg  
Chief Economist



[facebook.com/statisticssweden](https://facebook.com/statisticssweden)



[@SCB\\_nyheter](https://twitter.com/SCB_nyheter)



[statistiska\\_centralbyran\\_scb](https://instagram.com/statistiska_centralbyran_scb)



# Background

- Statistics has evolved over time to meet various needs
- Bottom-up and Stove-pipes approaches common
- Focus on separate surveys rather than time-series
- User demand has risen in recent years.
- MIP, SDDS, SDG indicators demanded
- Key indicator needed as base for evidence based policy making



# Understanding user needs

- Complexity has increased
- Timeliness, Comparability and Consistency of growing importance
- Need to change focus from production to households
- Need to use social statistics and macroeconomic statistics in a common analysis, e.g. productivity
- Need or better quality in primary data



# Demand for new indicators

- Less time for analysis of existing frameworks
- NSO:s data should be published as indicators that are;
  - Timely
  - Easy to understand and illustrate
  - Comparable with each other and over time
  - Based on the statistical frameworks
  - Of adequate quality – Code of Practice



# Examples of new indicators

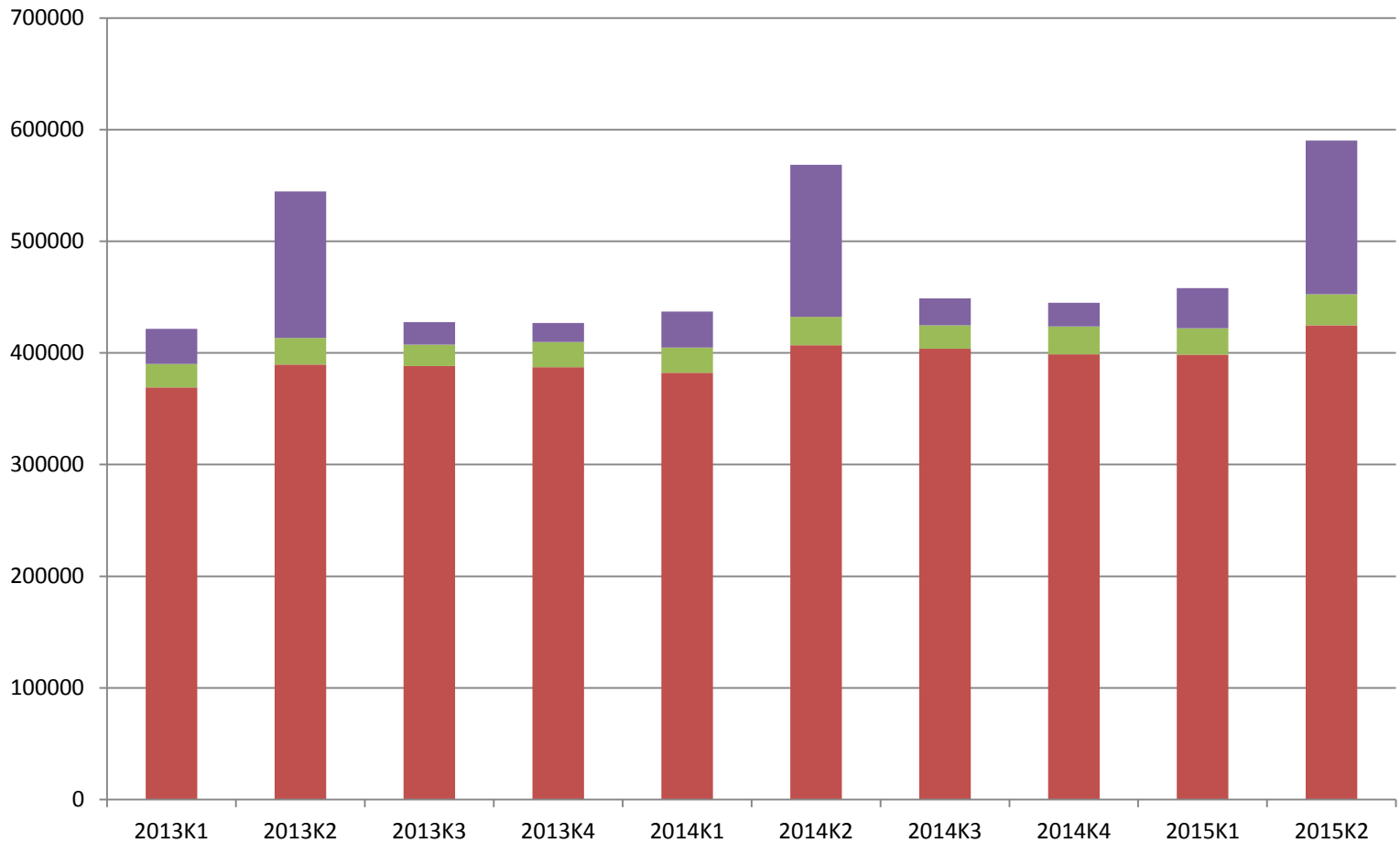
- Disposable income from different sources – new angle of sector account data
- The PIN-indicator and the HKI-indicator – monthly indicators to help forecaster estimate GDP-data
- Use of existing Big data and registerdata , preferably in "real time"



# Disposable Income for Different Sources



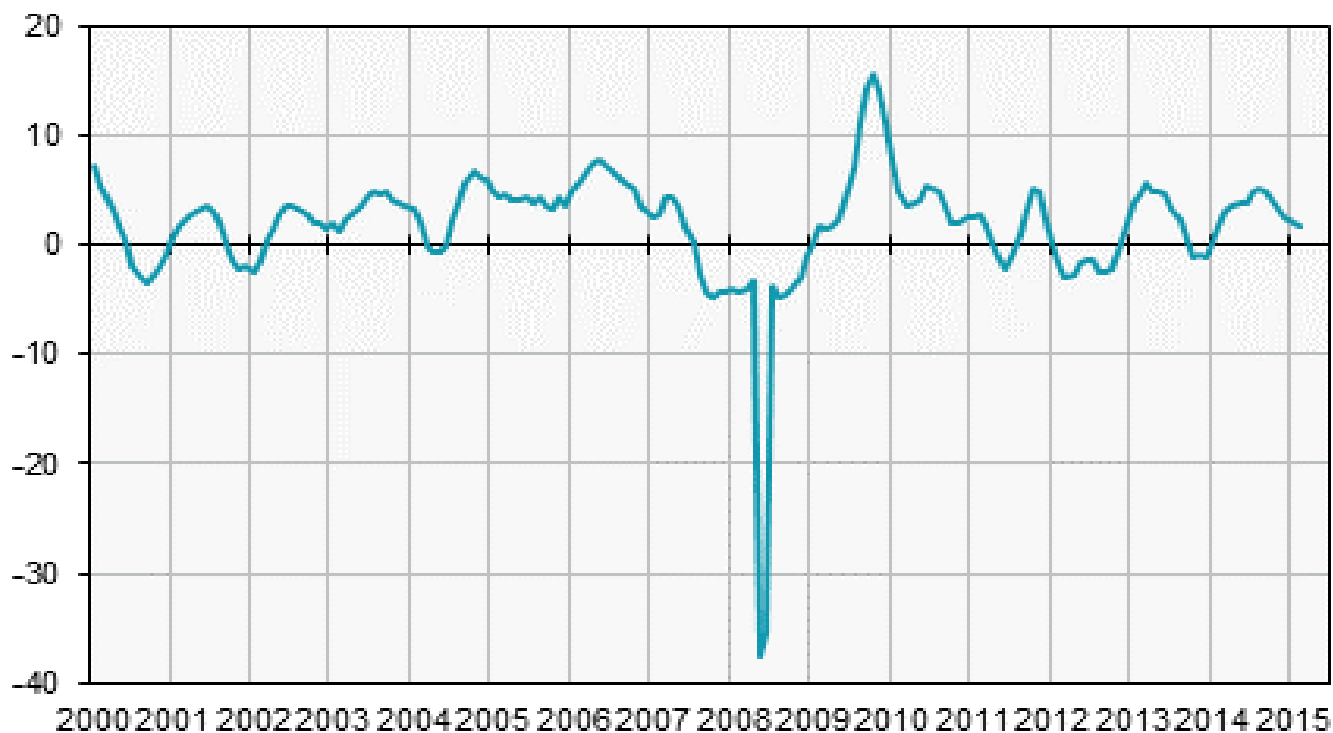
Statistiska centralbyrån Statistics Sweden



# Monthly Indicator for Total Production



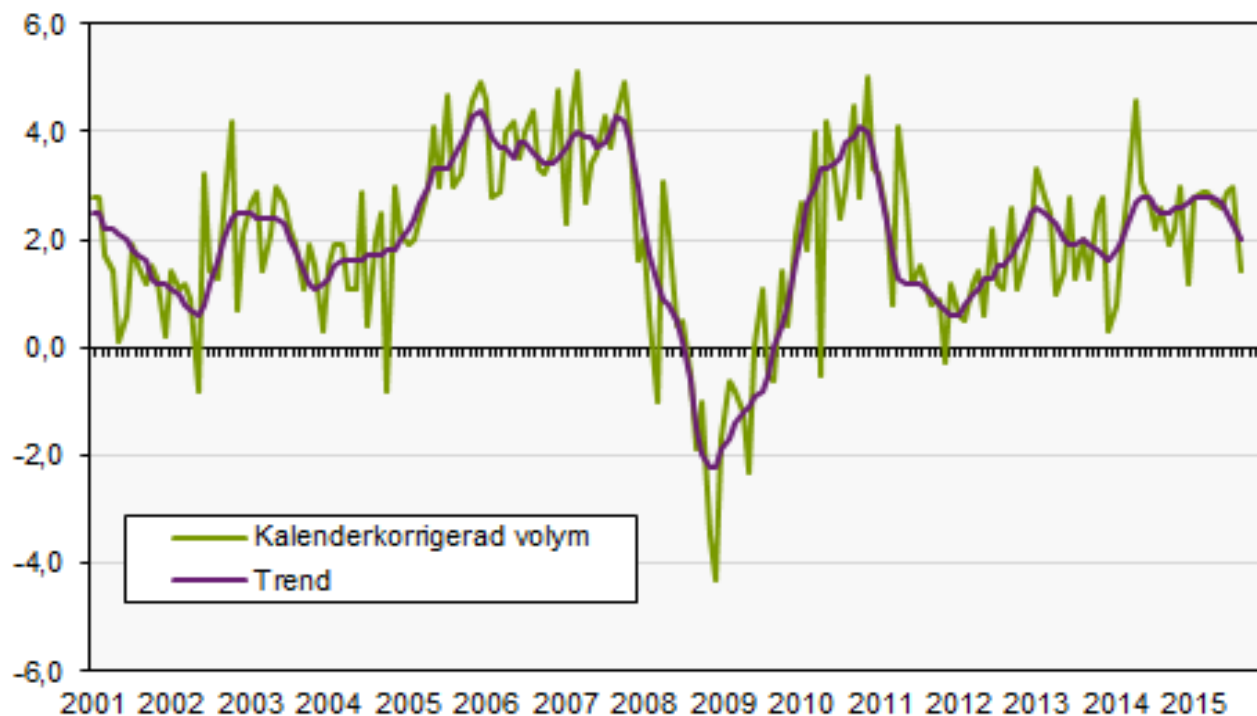
Statistiska centralbyrån Statistics Sweden



Källa: SCB

Data t.o.m augusti 2015

# Monthly indicator for Household Consumption



# Conclusions

- Simple timely indicators are of high importance
- PIN and HKI are modeled for GDP-estimation
- Sector accounts may be a new source of information that can present interesting data
- Data can be obtained at the source for new data needs , e.g. migration data
- Challenge to present statistical information that is accurate, timely, consistent and comparable

