



Palestinian Central Bureau of Statistics

Leading, Composite and Sentiment Indicators

Prepared by
Mohammed Qalalwa
12/2015

Topics

- **Implemented Surveys by PCBS (Leading Indicators.**
- **Short Term Indictors (administrative Record)**
- **Quarterly National Account**
- **Methodology for Estimation**

| Survey/project periodicity | indicators | Methodology for the survey |
|---|---|--|
| Industrial Production Index Surveys (monthly) Conducted from (2011 –now) | Index of industrial production for mining and quarrying, manufacturing, electricity and gas, water supply, sewage and waste management. | <ul style="list-style-type: none"> Frame and target community: The targeted community represents all profit enterprises that engaged in economic activity within the industrial sector, especially enterprises with high economic importance, the framework is a list of all industrial enterprises that were counted in the establishment census 2010. Sampling design: The Sample of the industrial production quantities and the industrial products prices is stratified definitive with single stage (cut off sampling), the enterprises was selected according to their contribution to the total production of each layer so that the enterprises is selected through the 2013 industrial survey, as well as the enterprises with production sum that comprises 70% of the strata gross production that the enterprises belong to it was a dopted from the top until the required ratio has been adopted. (450) |

| Survey/project periodicity | indicators | Methodology for the survey |
|--------------------------------|------------|---|
| CPI (Monthly survey -1996) | CPI | <p style="text-align: center;">Consumer Price index survey Objectives:</p> <p>The consumer price index survey aims generally to provide the following:</p> <ul style="list-style-type: none"> • Data on consumer price indices in Palestine which covers West Bank, Gaza Strip and Jerusalem J1. • A measure of the prices inflation rates either domestically or imported. • Providing the required statistics for decision-makers, planners and those who are interested in national economy. • contributing in the preparation of the annual and quarterly national accounts. • Coverage and Sampling: <p>Consumer prices were collected from outlets distributed in the main Palestinian cities. COICOP was used for the classification of consumer commodities. There were 650 commodities collected from 1,975 outlets in the calculation of the consumer price indices. CPI produced separate indices for the West Bank, Gaza Strip and Jerusalem J1 and PCBS adjusted the base year to 2010 instead of 2004.</p> |

| Survey/project periodicity | indicators | Methodology for the survey |
|---|------------|---|
| <p>WPI</p> <p>it is in quarterly basis from 2005 – until now, and in a yearly basis from 1996 – 2005.</p> | <p>WPI</p> | <p>Wholesale Price index survey Objectives:</p> <p>The wholesale price index survey aims generally to provide the following:</p> <ul style="list-style-type: none"> • Data on wholesale price indices for local and imported goods, and by major and sup group in Palestine. • A measure of the prices inflation rates either domestically or imported. • Providing the required statistics for decision-makers, planners and those who are interested in national economy. • contributing in the preparation of the annual and quarterly national accounts. <p>Coverage and Sampling:</p> <p>Wholesale prices were collected from outlets distributed in the main Palestinian cities. (ISIC,rev.3) was used for the classification of wholesale commodities. There were 1256 commodities collected from 528 outlets in the calculation of the wholesale price indices. The base year used was 1996 in Palestine for wholesale indices and adjusted to 2007 as the new base year.</p> |

| | | |
|---|---|--|
| Labor Force Survey (1996 quarterly) | Number of working hours by economic activity. | <p style="text-align: center;">Target Population</p> <p>It consists of all individuals aged 10 years and older normally residing in their households</p> <p>Sample Size</p> <p>The estimated sample size is 7,616 households in each quarter</p> <p style="text-align: center;">The Objective of the Survey</p> <p>The main objective of collecting data on the labour force and its components, including employment, unemployment and underemployment, is to provide basic information on the size and structure of the Palestinian labour force.</p> |
| Building Licenses project(quarterly 1996) | Number of building licenses issued. | <p>Objectives</p> <p>This type of statistics provides information on the number of building licenses, the area of licensed buildings, and the number and area of licensed dwellings and stores, taking into consideration the following variables:</p> <p>Coverage</p> <p>Comprehensive coverage of all parties engaged in issuing building licenses in Palestine.</p> |

| | | |
|-------------------------------------|--------------------------|--|
| Hotel survey(quarterly 1996) | Number of Guests Nights. | <p style="text-align: center;"><u>Survey Objectives</u></p> <p>By conducting this survey series, we aim to provide a regular flow of data on:</p> <ul style="list-style-type: none"> • Number of hotels in operation and the number of rooms and beds. • Rooms and public facilities in the surveyed hotels. • Number of hotel employees. • Number of guest nights during the reference period. • Number of guests by nationality. • Bed occupancy and room occupancy rates <p style="text-align: center;"><u>sample size:</u></p> <p>The survey comprised all the operating hotels in Palestine, it conducted as a census for 132 hotels.</p> |
| Foreign trade (monthly) since 2010 | Export and import | <p>It is monthly data for the exports and imports of goods , and it is derived from voucher from ministry of finance.</p> |

| Survey/project periodicity | indicators | Methodology for the survey |
|--|----------------------|--|
| <p>Palestinian Expenditure Consumption Survey 1996-1998, 2001, 2004 , 2006, 2009, 2010, 2011</p> | <p>Household exp</p> | <p>Sample Size Sampling Frame The estimated sample size for the Expenditure and Consumption Survey is 5,171 households for the whole year. The target population consists of all Palestinian households who are normally resident in the Palestine during 2011.</p> |

Short Term Indictors (administrative Record)

- ☐ Quantity of imported cement.
- ☐ Number of building licenses issued.
- ☐ Number of subscribers and average revenue per unit in telecommunication company.
- ☐ Value of total assets at end of period in central bank, Value of total deposits at end of period in banks, Value of total Credit Facilities in banks, Banks, number of checks cleared.
- ☐ Compensations of employees for government sectors.
- ☐ Custom duties, VAT Clearance.
- ☐ Revenues and expenditures for central government..
- ☐ NIPISH expenditure.(UNRWA)

Firstly: Overview of the quarterly national accounts.

- ✓ A comprehensive picture of the main macroeconomic indicators during the quarterly period of time, through the provision of the necessary data for the purposes of economic analysis and monitoring of economic performance and the economic cycle in the short term.
- ✓ Quarterly accounts are used as a tool for forecasting and prediction on annual data before you receive it.
- ✓ Issued within 90 days of the end of the quarter.

Firstly: Overview of the quarterly national accounts- Continued

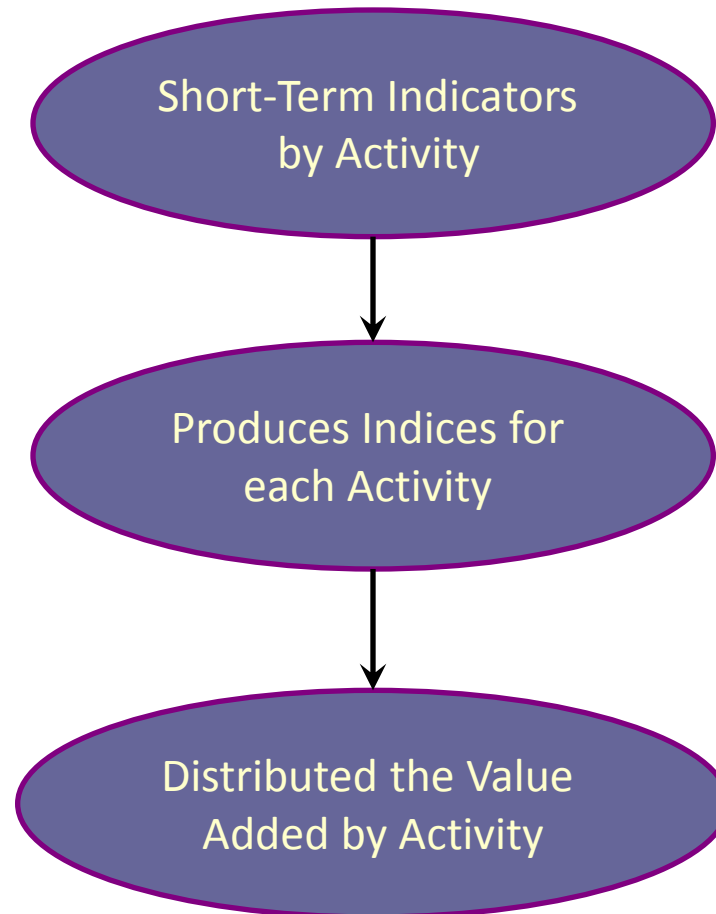
- ✓ Issued from the production side only at constant prices, and by expenditure side at current and constant prices.
- ✓ Provide indicators on the GDP for the quarter and the contribution ratios in addition to the per capita GDP, in addition to household expenditure data, gross capital formation, net exports of goods and services, gross national income, current transfers, the gross disposable income.

Secondly: Methodology for the compilation of the quarterly national accounts from the production side at constant prices.

Methodology: The compilation of the national accounts are based on international recommendations and the recommendations of the technical advisers in this area, the following is a summary of the methodology used:

- ✓ Phase I: The work on assembling the various economic indicators for all economic activities covered by the overall economy to derive the GDP at constant prices taking into account the availability of indicators within a specific patrol of not less than one quarter of that year.
- ✓ Phase II: The work on the compilation of standard figures for economic activities to be used in the compilation of quarterly national accounts for each activity individually.

Thirdly: Methodology for compiling quarterly national accounts from the production side at constant Prices-Continued



Thirdly: Data sources for quarterly national accounts from the production side at constant prices.

Administrative Records

Ministry of Finance

**Palestinian Central
Bureau of Statistics**

**Palestinian Monetary
Authority**

**Sanad Constructions
Industries**

Telecommunications Company

Quarterly Surveys

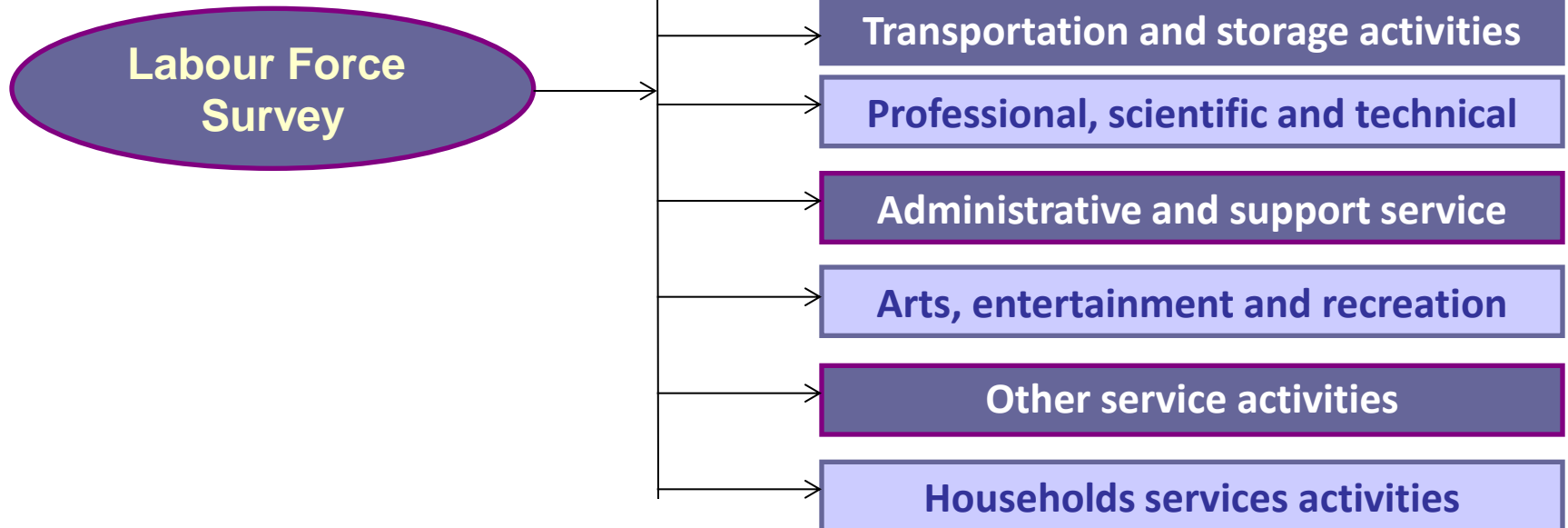
Labour Force Survey

**Industrial Production
Index Survey**

Hotels Survey

Thirdly: Data sources for quarterly national accounts from the production side at constant prices

1: Quarterly Surveys



Thirdly: Data sources for quarterly national accounts from the production side at constant prices

1: Quarterly Surveys

**Industrial Production
Index Survey**

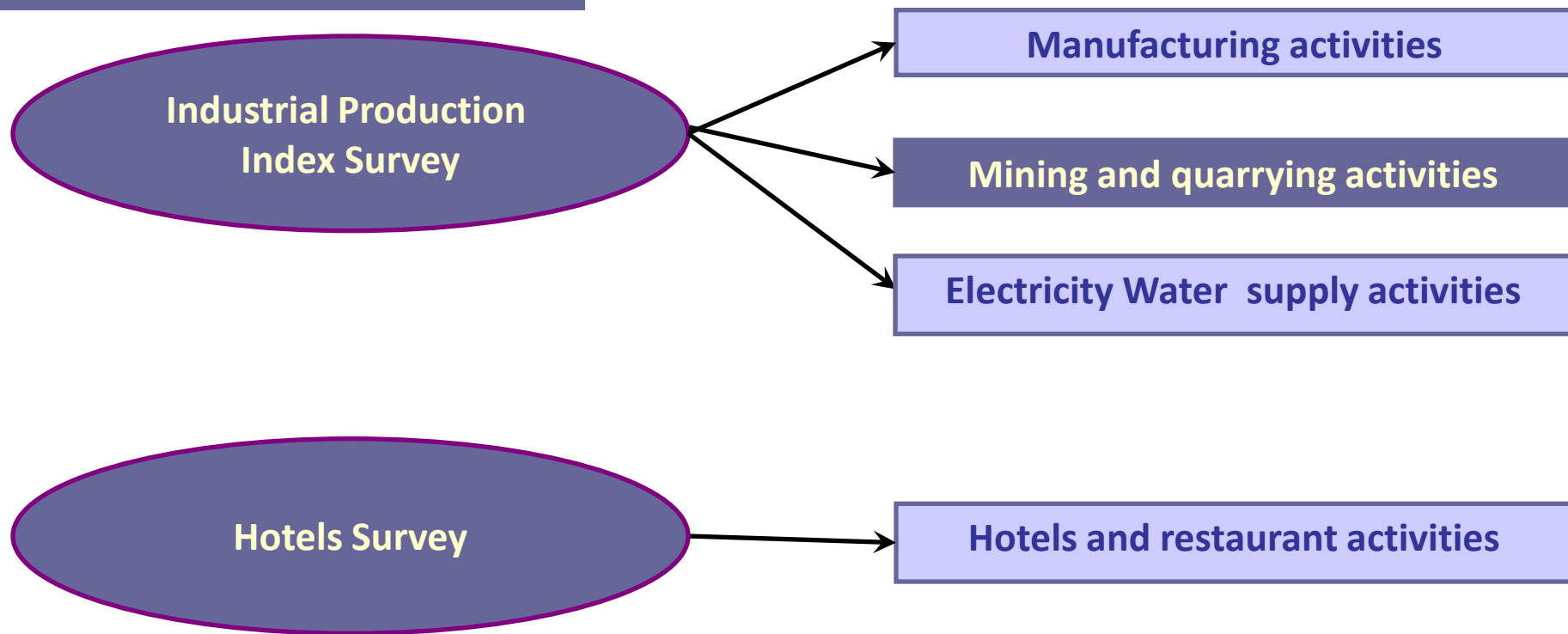
Manufacturing activities

Mining and quarrying activities

Electricity Water supply activities

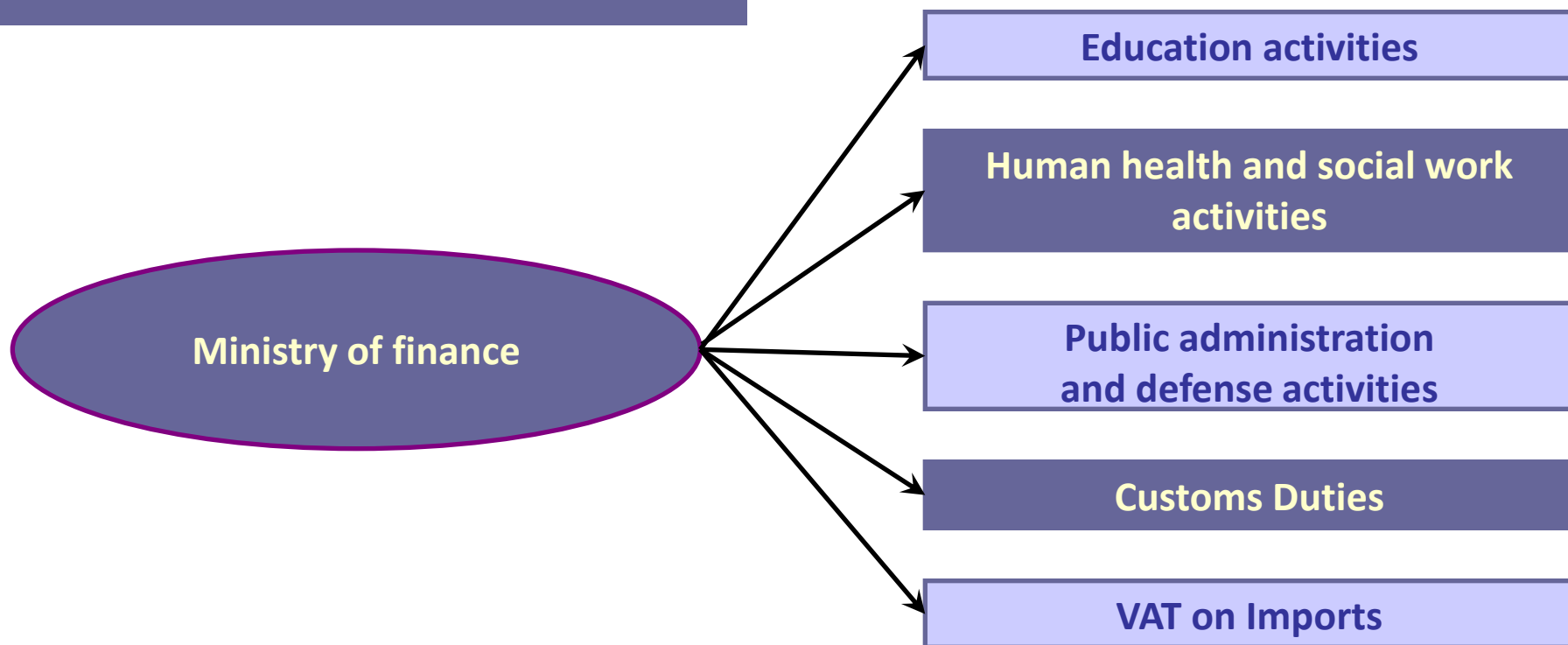
Hotels Survey

Hotels and restaurant activities



Thirdly: Data sources for quarterly national accounts from the production side at constant prices

2: Administrative Records



Thirdly: Data sources for quarterly national accounts from the production side at constant prices

2: Administrative Records

