



**CIS Interstate Statistical Committee
(CIS-STAT)**



SDG monitoring in the CIS region and data disaggregation

Irina Zbarskaya

**Workshop on Population and Housing Censuses
for countries of Eastern Europe, Caucasus and Central Asia
Geneva, September, 16-17, 2019**



National list of indicators of Sustainable Development Goals (SDG) have been formed in all CIS countries.

The "ROAD MAP" according to statistics
SDG

Already developed

AZERBAIJAN, ARMENIA,
BELARUS, KYRGYZSTAN,
UZBEKISTAN

In the development process

KAZAKHSTAN, MOLDOVA,
RUSSIA




2016 - the first survey of the NSO to form a list of SDG indicators for the CIS region. As a result, a priority list of indicators was formed, which contains 111 global indicators of the SDG (out of 232). About a third of them require further clarification of the formulations or there is no the methodology for them in the country.

2019 - the second NSO survey on the progress of SDG monitoring organization and development in the CIS region. The purpose of the survey is to collect and summarize information on the progress of SDG monitoring in the CIS countries. Proposals were made to improve the section of the website; the structure of the statistical abstract "Monitoring of SDG indicators in the CIS region" in terms of expanding the number of indicators, including country "boxes", greater visualization of information.



- A platform has been created on the website of the CISStat “*Statistics for the SDG: the CIS region*” <http://www.cisstat.com/sdgs/CIS-SDG>.



• Publications:

- statistical abstracts "Monitoring of SDG indicators in the CIS region», 2017, 2018;
- booklet "Population of the Commonwealth of Independent States and Sustainable Development Goals»;
- review of "ICPD and SDG: comparative analysis and availability of information on selected indicators in CIS member States".

- The themes of the SDG is included in the agenda of the meetings of the CISStat; experts of the CISStat participate in international events, presenting information on SDG monitoring in the CIS region.



Statistical abstracts



SDG	2017	2018	Draft 2019	
1 ЛИКВИДАЦИЯ НИЩЕТЫ 	No poverty	2/0	2/0	4/0
2 ЛИКВИДАЦИЯ ГОЛОДА 	Zero hunger	1/1	1/1	2/1
3 ХОРОШЕЕ ЗДОРОВЬЕ И БЛАГОПОЛУЧИЕ 	Good health and well-being	5/7	7/7	11/9
4 КАЧЕСТВЕННОЕ ОБРАЗОВАНИЕ 	Quality education	0/5	4/8	5/9
5 ГЕНДЕРНОЕ РАВЕНСТВО 	Gender equality	0/4	1/1	4/2
6 ЧИСТАЯ ВОДА И САНИТАРИЯ 	Clean water and sanitation	0/1	2/1	3/1
7 НЕДОРОГОСТОЯЩАЯ И ЧИСТАЯ ЭНЕРГИЯ 	Affordable and clean energy	1/0	1/0	2/0
8 ДОСТОЙНАЯ РАБОТА И ЭКОНОМИЧЕСКИЙ РОСТ 	Decent work and economic growth	4/0	6/1	6/5
9 ИНДУСТРИАЛИЗАЦИЯ, ИННОВАЦИИ И ИНФРАСТРУКТУРА 	Industry, innovation and infrastructure	4/0	4/0	8/2

SDG	2017	2018	Draft 2019	
10 УМЕНЬШЕНИЕ НЕРАВЕНСТВА 	Reduced inequalities	1/0	1/0	1/3
11 УСТОЙЧИВЫЕ ГОРОДА И КИСЛЕНЫЕ ПУНКТЫ 	Sustainable cities and communities	0/1	0/1	2/2
12 ОТВЕТСТВЕННОЕ ПОТРЕБЛЕНИЕ И ПРОИЗВОДСТВО 	Responsible consumption and production	0/1	0/1	1/1
13 БОРЬБА С ИЗМЕНЕНИЕМ КЛИМАТА 	Climate action	0	0	0
14 СОХРАНЕНИЕ МОРСКИХ ЭКОСИСТЕМ 	Life below water	0	0	0
15 СОХРАНЕНИЕ ЭКОСИСТЕМ СУШИ 	Life on land	1/1	1/1	2/1
16 МИР, ПРАВОСУДИЕ И ЭФФЕКТИВНЫЕ ИНСТИТУТЫ 	Peace, justice and strong institutions	0	1/0	4/0
17 ПАРТНЕРСТВО В ИНТЕРЕСАХ УСТОЙЧИВОГО РАЗВИТИЯ 	Partnerships for the goals	0/4	0/4	5/4
Total	19/25	31/26	60/40	



Sources of information for SDG indicators:

- current statistics and administrative data;
- sample surveys of the population;
- **population censuses.**

The results of population censuses can be formed in a combination of any pre-defined features:

- by gender, age;
- place of residence;
- living in a private or institutional household;
- different social, ethnic and demographic groups.

The 26 indicators of the Global list (without possible levels of disaggregation) can be derived from **census data.**



Disaggregation



- urban and rural population;
- men and women;
- children by age, youth, elderly;
- pregnant women and newborns;
- indigenous community;
- lower and upper quintiles;
- unemployed;
- migrants;
- **persons with disabilities**



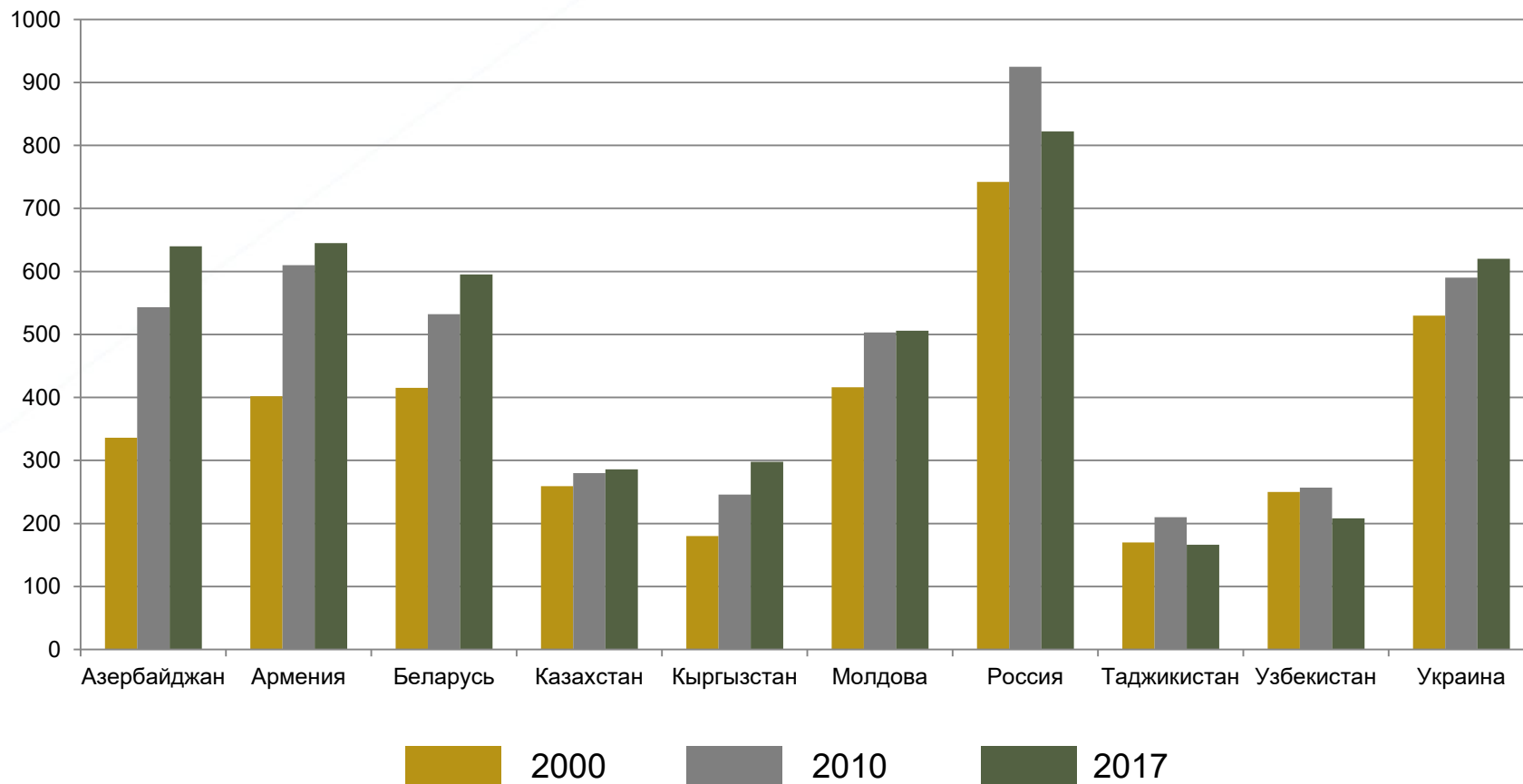
25 indicators from the Global list



17 mln. people in the CIS with disabilities

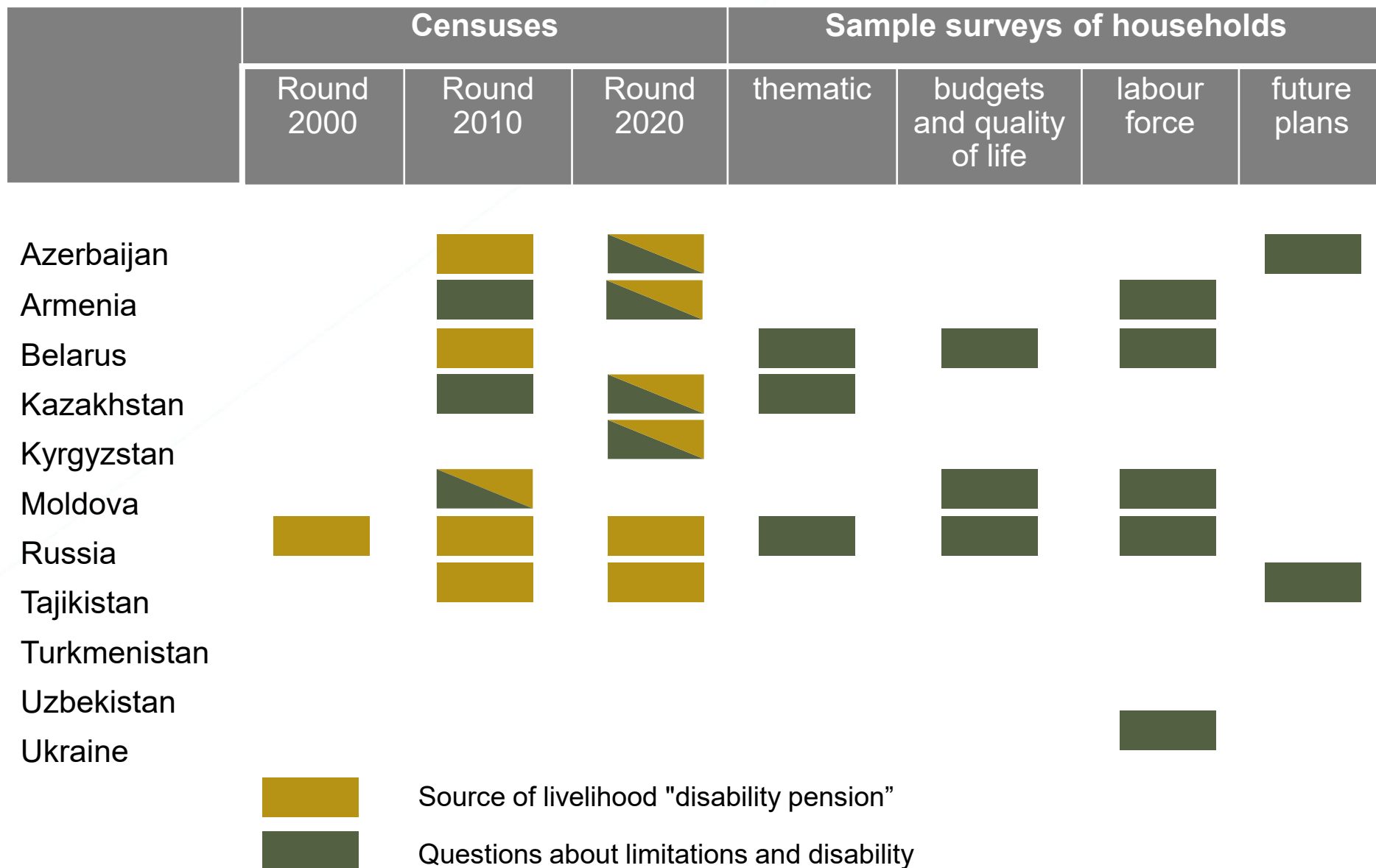
Level of disability among the population of CIS countries

(was registered at the end of the year; per 10 000)





Disability in censuses and sample surveys





Thank you for attention!

**CIS Interstate Statistical Committee
(CIS-STAT)**

<http://www.cisstat.org>