



**6** CLEAN WATER  
AND SANITATION



## 6.b. Participation of local communities in improving water and sanitation management

Rosstat/UNECE/UNEP/OECD workshop on environment-  
related SDG indicators

Moscow, 19-21 March 2019

Myriam Linster, OECD

Environmental Performance and Information Division




## OECD's Evidence Base: Water crises are often governance crises



- Water: factor/obstacle to sustainable growth
- Water risks: increasingly in terms of too much, too little, too polluted water
- Managing water risks requires more than technical solutions
- Implementation is lagging
- Governance: a means to an end

### National Policy Dialogues



### Benchmarks



### Thematic work





### SD objective and target

---



- **Objective**
  - Goal 6: Ensure availability and sustainable management of water and sanitation for all
- **Target**
  - Target 6.b: Support and strengthen the participation of local communities in improving water and sanitation management
- **Indicator**
  - 6.b.1 Proportion of local administrative units with established and operational policies and procedures for participation of local communities in water and sanitation management
- **Custodian Agency**
  - WHO, UNEP, OECD



## Definition



**Percentage of local administrative units (as defined by the national government) that have an established and operational mechanism by which individuals and communities can meaningfully contribute to decisions and directions about water and sanitation management**

- **Measured by**

- The proportion of countries that have clearly defined procedures in law or policy for the participation by service users and communities in planning programmes concerning water and sanitation management, and hygiene promotion
  - ‘Participation’ means a mechanism by which individuals and communities can meaningfully contribute to decisions and directions about sanitation and water resources.
  - Distinction between levels of participation. Indicator focusses on high level.

**Number of local administrative units with operational policies and procedures for local participation**

---

**Total number of local administrative units in the country**



## Policy relevance and interpretation

---



- **Rationale and policy relevance**
  - Indicates whether countries have the capacity to advance towards water management objectives
  - Reflects in particular the capacity to engage stakeholders (businesses, households and other service users, NGOs, ...) in the development and implementation of water policies
  - Helps raise awareness about importance of stakeholder engagement
- **Interpretation**
  - Low value: low level of participation
  - High value: high level of participation → greater ownership and a higher likelihood of a sustainable provision and management of water and sanitation services.
  - Requires data over several years (starting with the baseline) to acquire its full meaning and reflect governance improvements
  - Complements indicator 6.5.1 on Integrated Water Resources Management (IWRM)




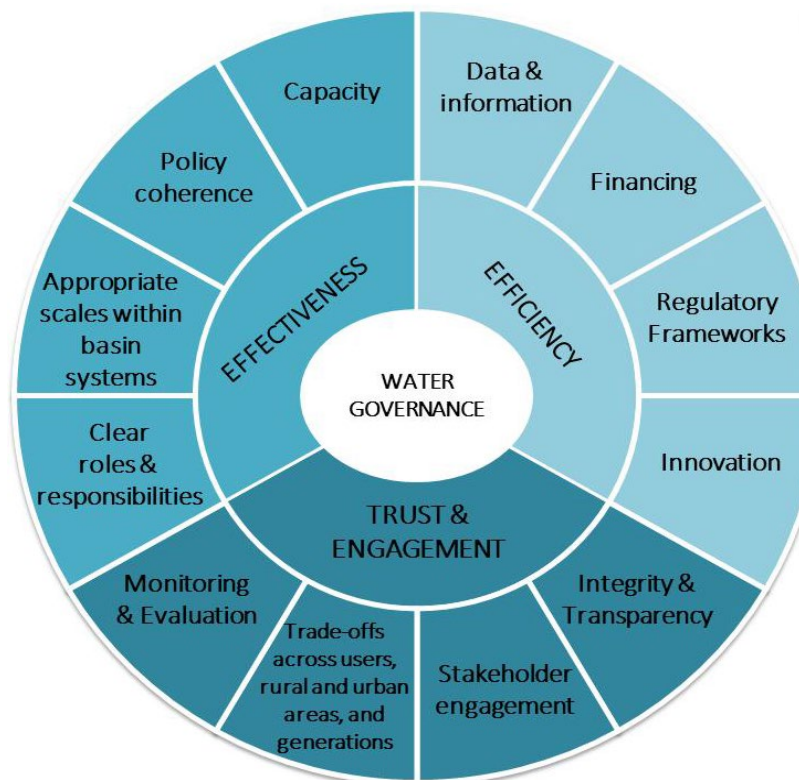
## Based on OECD Water Governance Principles and Indicators

OECD Water Governance Initiative: network of 130 member (public, private, civil society)

### 12 WG principles

#### WG indicator framework

- Self-assessment tool for countries (*multi-stakeholder dialogue*)
- 36 water governance indicators (WGI)
- Checklist with questions on WG (more than 100)
- Action Plan
- WGI apply at different scales (city, basin, national, other)
- WGI apply to different water management functions (resources, services, disasters)





### Data sources and reporting mechanisms

---



- **Data collection**

- UN-Water Global Analysis and Assessment of Sanitation and Drinking-Water (GLAAS) country survey: same as for indicator 6.5.1
- Collects information on governance, monitoring, human resources, finance
- Multiple choice questions and brief narratives
- Information based on self-assessments
- Includes question whether there are “clearly defined procedures in laws or policies for participation by service users (e.g. households) and communities in planning programs”.

- **Data providers**

- Ministries in charge of policies related to water supply and sanitation, agriculture, water resource development and management, environment
- Via GLAAS focal point



## Measurement challenges

---



- **Reporting through self-assessments**
  - Subject to subjective perceptions
  - Differences in the interpretation of the survey question
  - Impact on international comparability
- **Data quality**
  - Availability, completeness,
  - Coherence over time (essential criteria)
- **Linking policies/governance to outcomes**
- **New indicator on Water Education being developed → capacity building**
  - Better assess whether countries have the necessary human capital (well-trained people) for ensuring that water resources are monitored, managed and governed in a sustainable way





## Contacts and references

---



- **Contacts: OECD Centre for Entrepreneurship, SMEs, Regions and Cities**
  - Hakan TROPP, Head OECD Water Governance Programme
  - Oriana ROMANO, Policy Analyst
- **Links and references**
  - [http://www.who.int/water\\_sanitation\\_health/glaas/en/](http://www.who.int/water_sanitation_health/glaas/en/)
  - UN GLAAS survey documents:  
[http://www.who.int/water\\_sanitation\\_health/monitoring/investments/glaas-2017-survey/en/](http://www.who.int/water_sanitation_health/monitoring/investments/glaas-2017-survey/en/)
  - <http://www.unep.org/>
  - OECD Water Governance Initiative: <http://www.oecd.org/cfe/regional-policy/water-governance-initiative.htm>
  - OECD Water Governance Programme:  
<http://www.oecd.org/cfe/watergovernanceprogramme.htm>
  - OECD Council Recommendation on Water:  
<https://www.oecd.org/environment/resources/Council-Recommendation-on-water.pdf>



**Thank you!**