

Streamlining water policy implementation in Europe – How does EEA support?

Nihat Zal

EEA Project manager - Cross Thematic Support

Nihat.Zal@eea.europa.eu

Joint Task Force on Environmental Statistics and Indicators

Thirteenth session

Geneva, 29-30 June 2017

The EU policy lines...

- **Protecting, conserving and enhancing the Union's natural capital**
- **Resource-efficiency, green and competitive low-carbon economy in Europe**
- **Safeguarding citizens from environment-related pressures and risks to health and wellbeing**

7th Environmental Action Programme sets three key objectives

The EU policy lines...

- **Protecting, conserving and enhancing the Union's natural capital**
- **Resource-efficiency, green and competitive low-carbon economy in Europe**
- **Safeguarding citizens from environment-related pressures and risks to health and wellbeing**

Global policy lines...SDGs

- **Goal 6: Ensure availability and sustainable management of water and sanitation for all**

UN- SDGs



The EU policy lines...

- Protecting, conserving and enhancing the Union's natural capital
Is the abstraction rate of water sustainable?
- Resource-efficiency, green and competitive low-carbon economy in Europe
Is the use of water by sectors sustainable?
- Safeguarding citizens from environment-related pressures and risks to health and wellbeing
What are the conditions with water scarcity and drought?

Global policy lines...SDGs

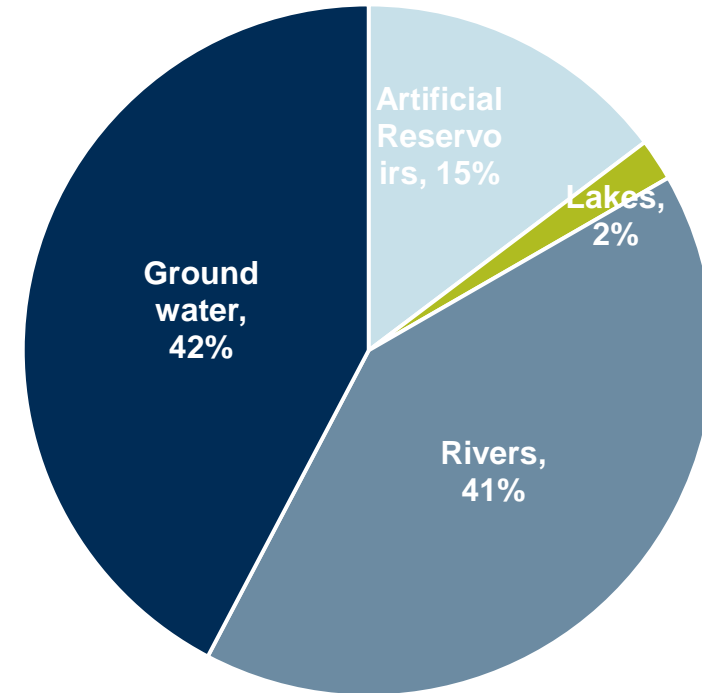
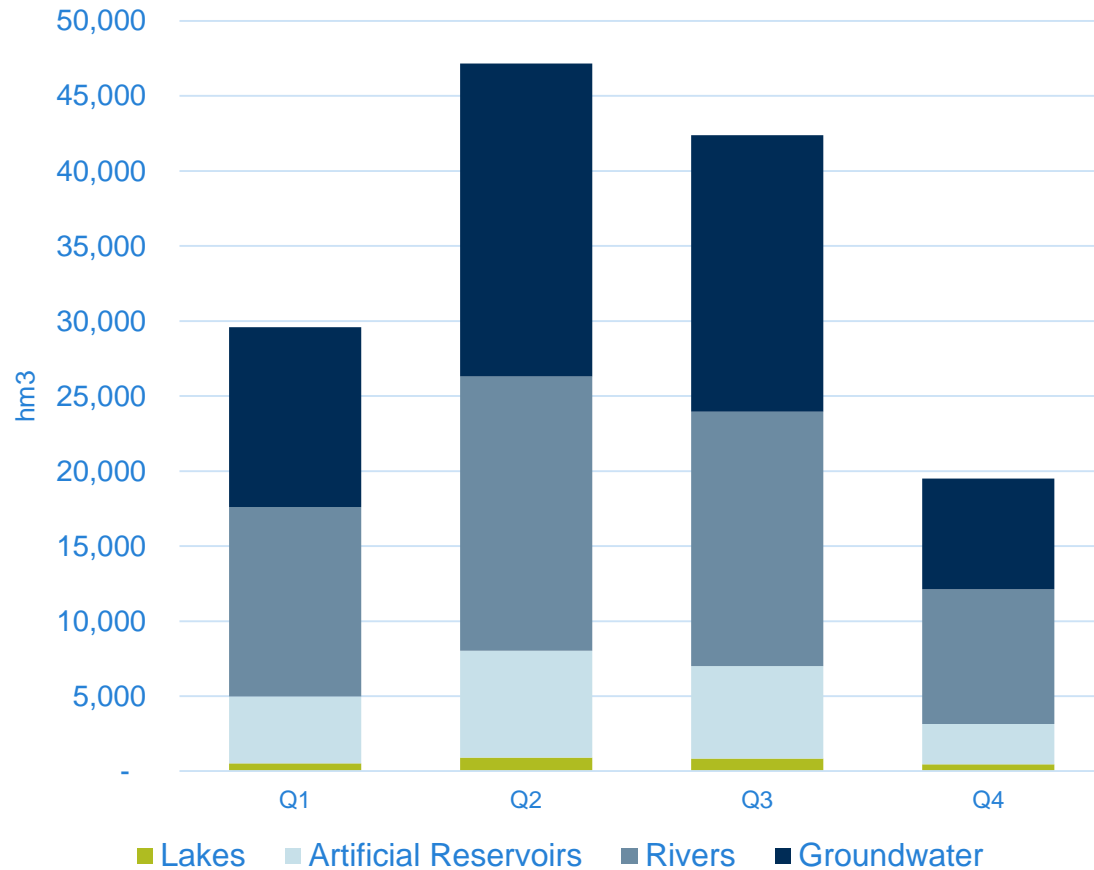
- Goal 6: Ensure availability and sustainable management of water and sanitation for all
What is the level of water stress? (Target 6.4)
Is water use efficiency changing over the time? (Target 6.4)



Streamlining water policy implementation in Europe – How does EEA support?

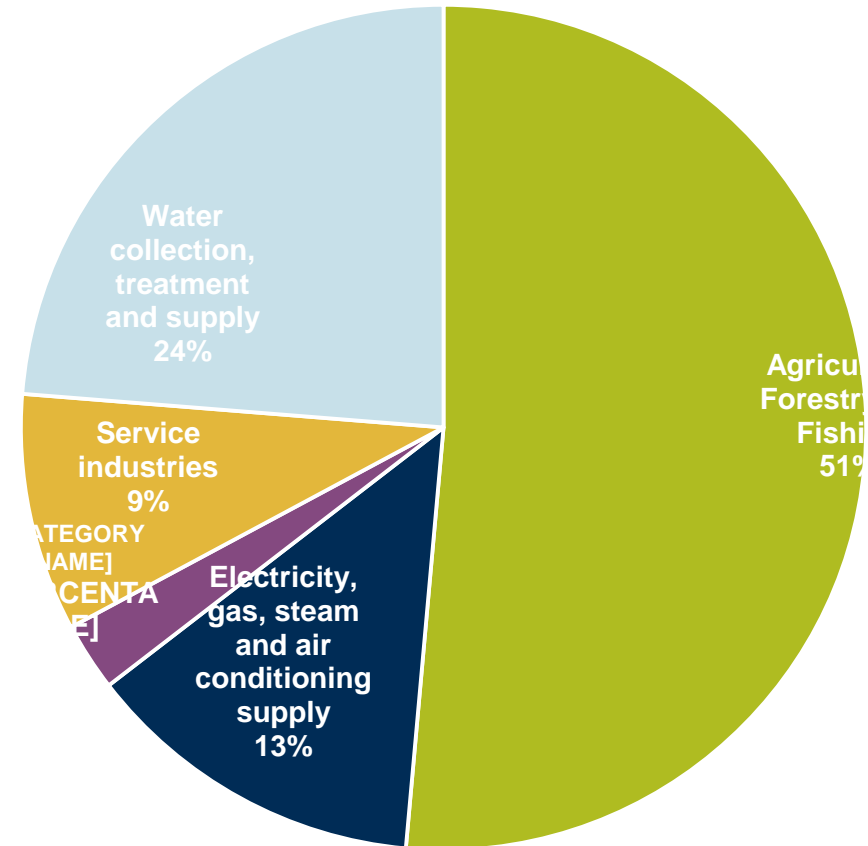
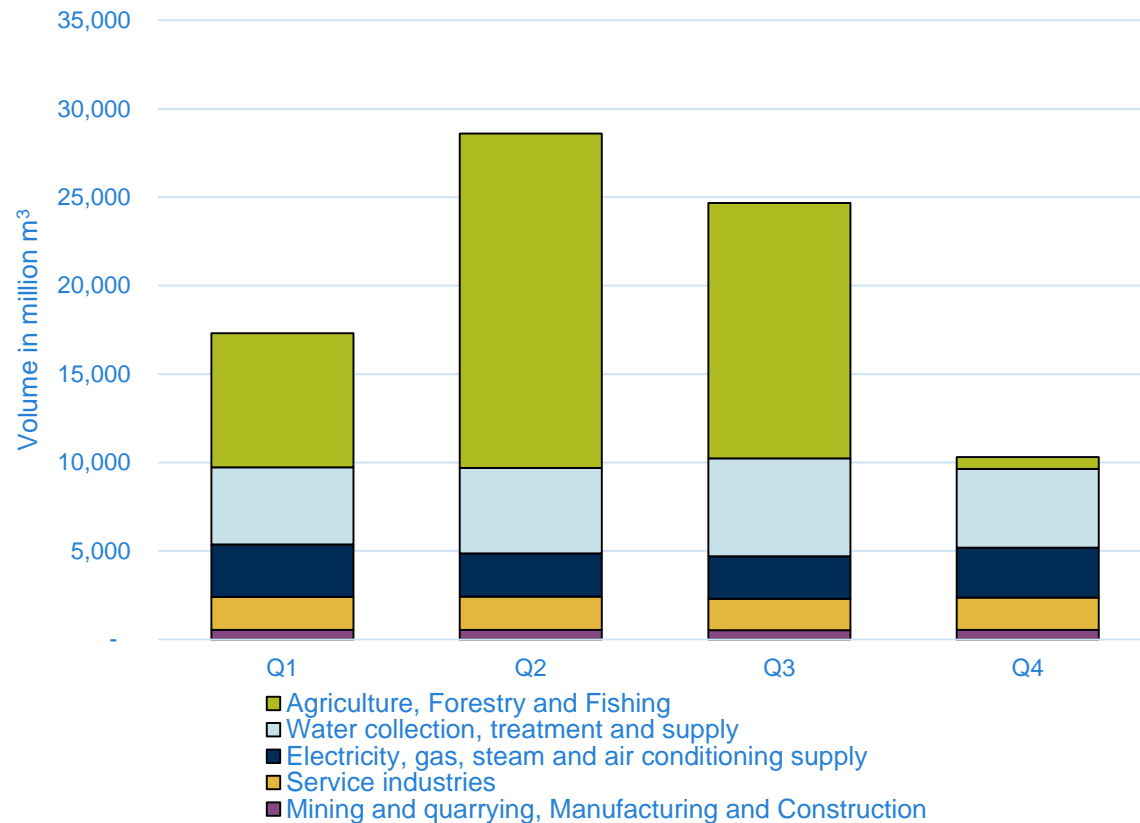
How much water is abstracted in Europe?

Where is water abstracted from?



Groundwater resources and rivers continue to be affected by overexploitation in many parts of Europe, especially in the western and eastern European basins.

Who does use water and how much?

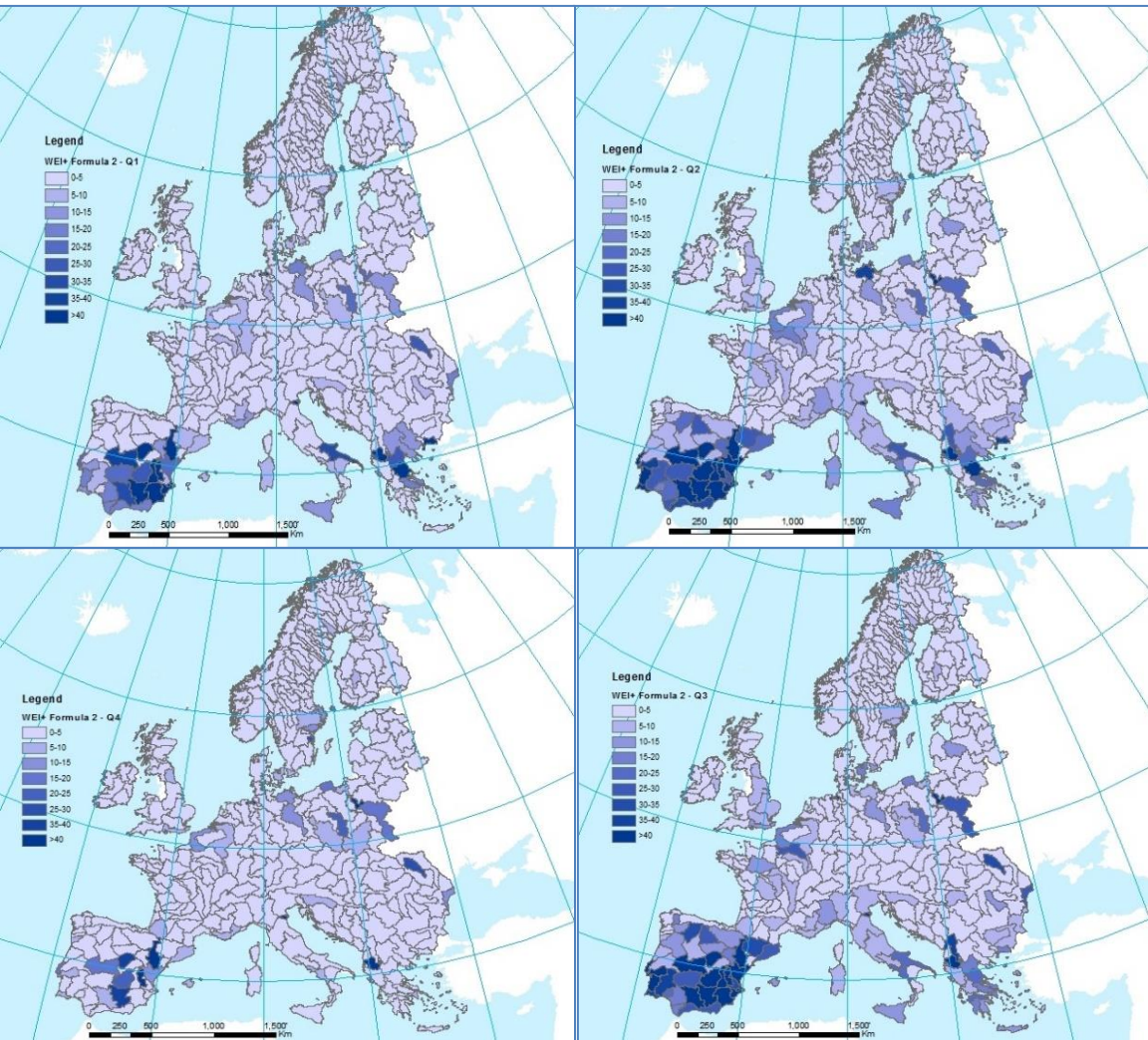


Agriculture is still the main pressure on renewable water resources. In the spring of 2014, this sector used 66 % of the total water used in Europe. Around 80 % of total water abstraction for agriculture occurred in the Mediterranean region.



Streamlining water policy implementation in Europe – How does EEA support?

What is the level of water stress?

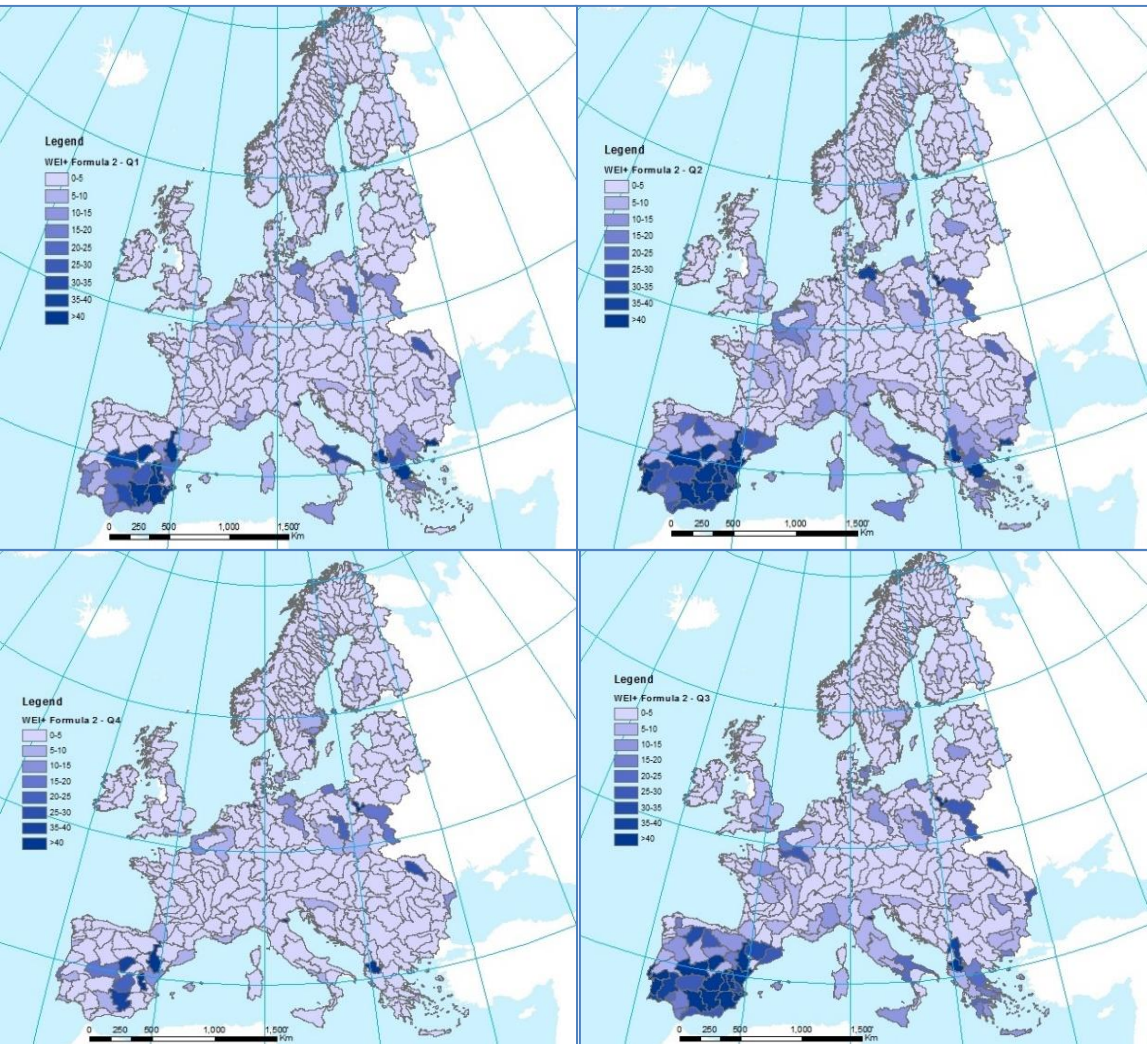


Water exploitation index plus in Europe – EEA 2017



Streamlining water policy implementation in Europe – How does EEA support?

What is the level of water stress?

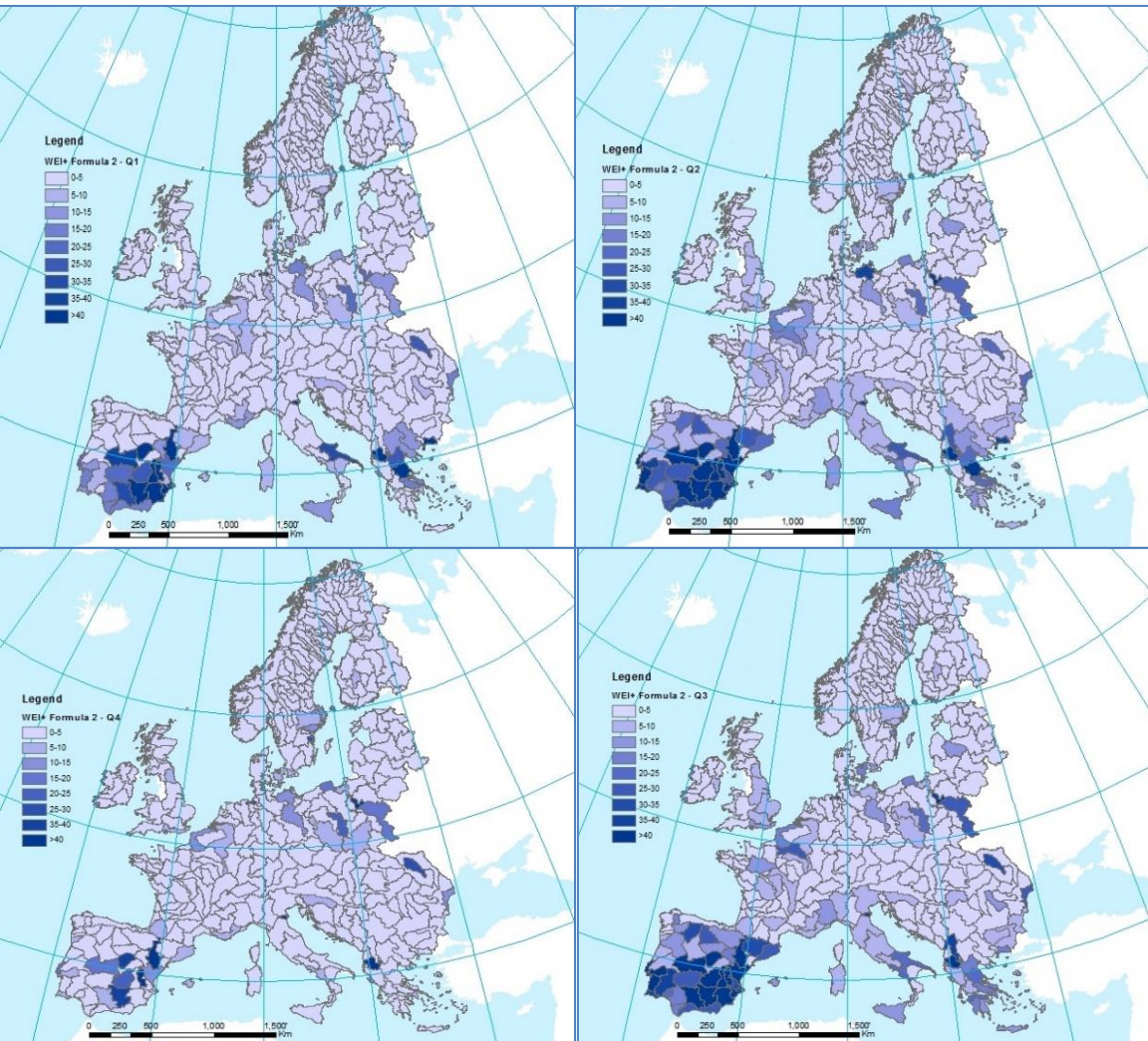


- In general, renewable water is abundant in Europe.
- However, there was a 24 % decrease in renewable water resources per capita across Europe between 1960 and 2010, particularly in southern Europe.
- Around 11 % of the total area of Europe, continue to be hotspots for water stress conditions, and, in the summer of 2014, there were 86 million inhabitants in these areas.
- Around 40 % of the inhabitants in the Mediterranean region lived under water stress conditions in the summer of 2014.
- *The targets set in the water scarcity roadmap, as well as the key objectives of the Seventh Environment Action Programme in the context of water quantity, were not achieved in Europe for the years 2002–2014.*



Streamlining water policy implementation in Europe – How does EEA support?

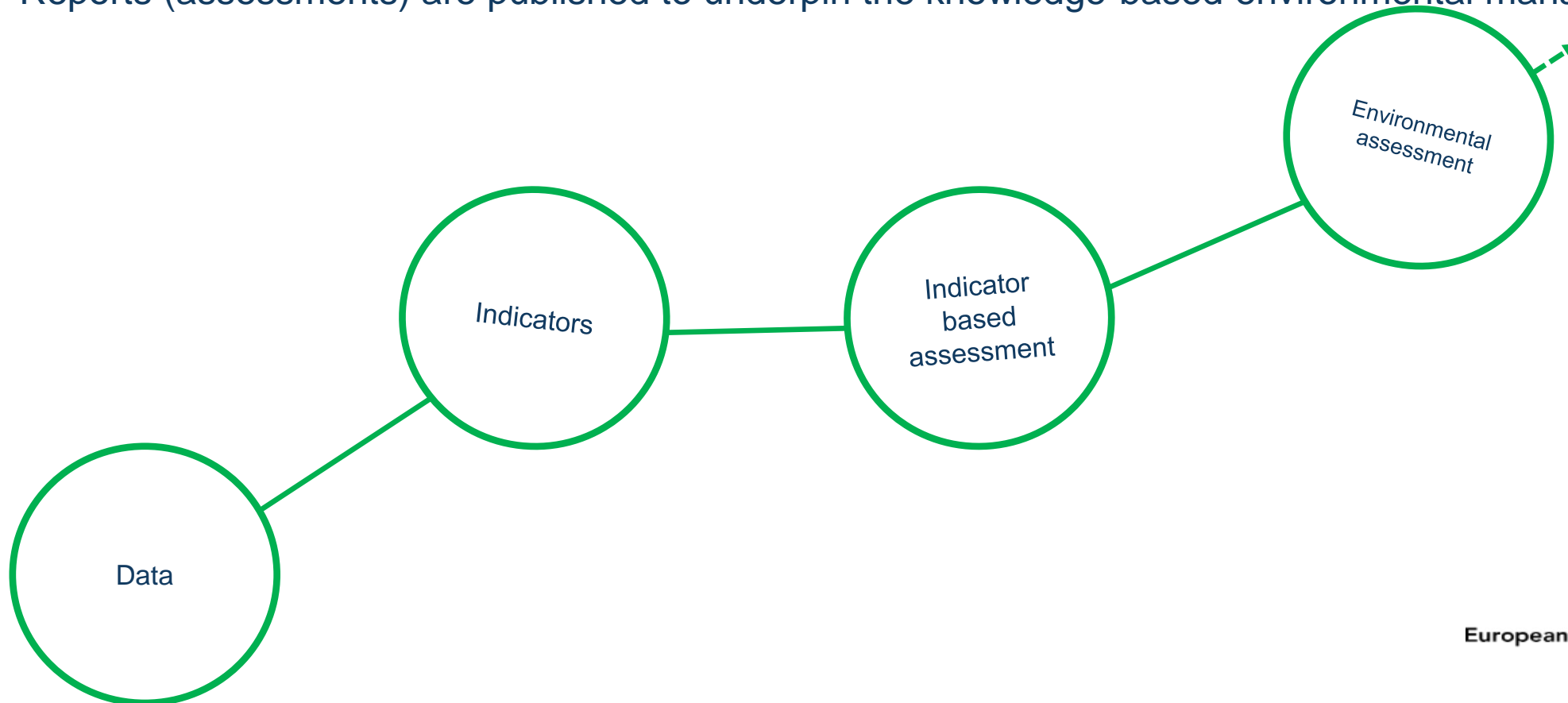
What is the level of water stress?



How does EEA undertake the assessment?..

Using data for indicators and indicators for the assessment

- Data arrives to EEA from official sources (EEA member countries and EU member states) through Reportnet.
- Data is further processed by content experts and also distributed via the information management system in accordance with the SEIS principles
- A set of environmental indicators on various thematic areas are implemented as supporting the policy making and implementation at the European level
- Reports (assessments) are published to underpin the knowledge-based environmental management



Using data for indicators and indicators for the assessment

Publishing the reports...

ETC/ICM Technical Report 1/2017

Use of Freshwater Resources in Europe
2002–2014
An assessment based on water quantity accounts




Authors:
Nihat Zal, George Bariamis, Alexandros Zachos, Evangelos

ETC/ICM consortium partners: IUFZ, CENIA, CMCC, Deltaris, Ecologic, INMIR, ICS, ICPRA, IWRB, IWCC, NIVA, NTUA, ORAU, SYNE, TIC Yodel, USAD, UoL and WMB.

EEA Report | No 32/2016

European water policies and human health
Combining reported environmental information



European Environment Agency 

EEA Report | No 5/2017

European bathing water quality in 2016



EEA Report | No 1/2016


Flood risks and environmental vulnerability
Exploring the synergies between floodplain restoration,
water policies and thematic policies



European Environment Agency 

EEA Report | No 8/2012

European waters — assessment of status and pressures



European Environment Agency 

Key principles of WISE

- Report once, use many times through the use of harmonised reporting tools – streamlining of reporting requirements to achieve simplification in reporting;
- Integrate SoE (State of Environment) and compliance reporting (and where appropriate other reporting data flows);
- Build to be open to distributed data nodes;
- Share spatial information (following the INSPIRE Directive)

Vision.....

- (i) improve the access** to, the sharing, and the use of environmental data and information;
- (ii) facilitate the work** of users at different levels
- (iii) reducing the overall costs** of production and maintenance.