



United Nations Economic Commission for Europe
Statistical Division

modernstats

Introduction to the **High-Level Group for the Modernisation of Official Statistics**

Christopher Jones
UNECE
christopher.jones@unece.org

Introducing the HLG-MOS



- ❖ High-level Group for the Modernisation of Official Statistics
- ❖ Created by the CES Bureau in 2010
- ❖ Strategic vision endorsed by CES in 2011/2012
- ❖ Annual projects in priority areas
- ❖ Activities: **Voluntary and demand driven**

Who are the HLG-MOS members?



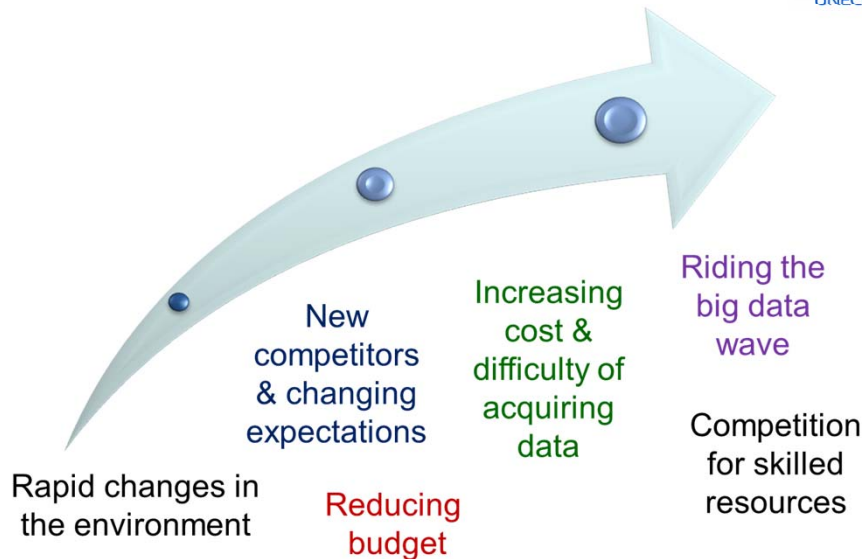
- ❖ Ireland - Chair
- ❖ Australia
- ❖ Canada
- ❖ Italy
- ❖ Mexico
- ❖ Netherlands
- ❖ New Zealand
- ❖ Republic of Korea
- ❖ Slovenia
- ❖ United Kingdom
- ❖ Eurostat
- ❖ OECD
- ❖ UNECE

Why is the HLG-MOS needed?



Before the HLG-MOS	Now
Many expert groups	Clear vision
Little coordination	Agreed priorities
No overall strategy	Strategic leadership
Limited impact	Real progress

The challenges



These challenges are too big for statistical organisations to tackle on their own

We need to work together



HLG-MOS



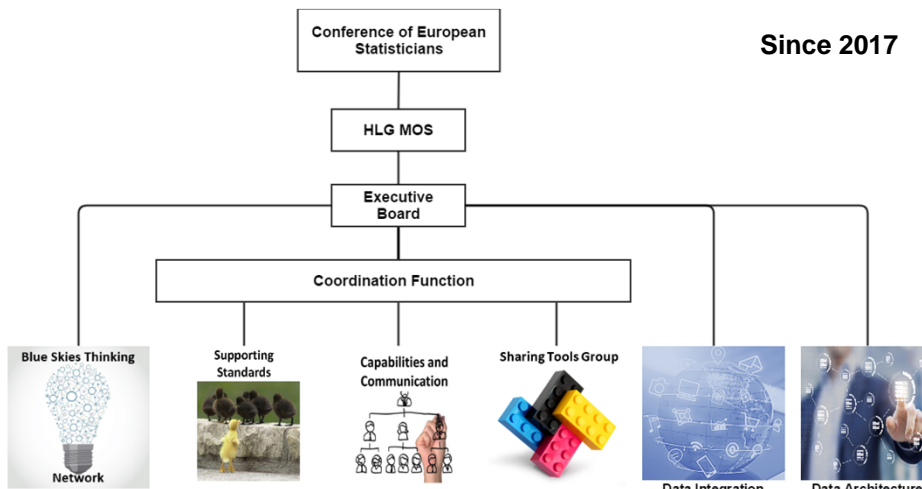
Expert Groups

Projects and activities

Governance Structure



Since 2017





Blue Skies Thinking Network



- ❖ An initiative to create the “ideas factory” for statistical modernization.
- ❖ The network provides a research and innovation environment where members share ideas and look for partners to explore the potential benefits for statistical organizations.



Upcoming Event



“Telling stories with SDG data” Hackathon

A 3 day virtual hackathon will be held 5 - 7 September 2017.

Problem statement: *“Create a user-oriented product that puts youth data in context ”*

Teams will be given SDG data related to the theme and challenged to create a product using it.



Capabilities and Communication



How best to bring about the organizational changes necessary to support modernisation in statistical organizations...

Risk Management

Communication

Capabilities Training



Supporting Standards...



GAMSO




Quality Management: Statistical Management							
Specify Needs	Design	Build	Check	Process	Analyze	Disseminate	Evaluate
1.1 Identify needs	2.1 Design to meet	3.1 Build to design	4.1 Check to design	5.1 Process to design	6.1 Analyze to design	7.1 Disseminate to design	8.1 Evaluate to design
1.2 Identify customer needs	2.2 Design to meet customer needs	3.2 Build to design	4.2 Check to design	5.2 Process to design	6.2 Analyze to design	7.2 Disseminate to design	8.2 Evaluate to design
1.3 Identify customer requirements	2.3 Design to meet customer requirements	3.3 Build to design	4.3 Check to design	5.3 Process to design	6.3 Analyze to design	7.3 Disseminate to design	8.3 Evaluate to design
1.4 Identify customer expectations	2.4 Design to meet customer expectations	3.4 Build to design	4.4 Check to design	5.4 Process to design	6.4 Analyze to design	7.4 Disseminate to design	8.4 Evaluate to design
1.5 Identify customer needs and expectations	2.5 Design to meet customer needs and expectations	3.5 Build to design	4.5 Check to design	5.5 Process to design	6.5 Analyze to design	7.5 Disseminate to design	8.5 Evaluate to design
1.6 Identify customer needs and expectations and requirements	2.6 Design to meet customer needs and expectations and requirements	3.6 Build to design	4.6 Check to design	5.6 Process to design	6.6 Analyze to design	7.6 Disseminate to design	8.6 Evaluate to design
1.7 Identify customer needs and expectations and requirements and standards	2.7 Design to meet customer needs and expectations and requirements and standards	3.7 Build to design	4.7 Check to design	5.7 Process to design	6.7 Analyze to design	7.7 Disseminate to design	8.7 Evaluate to design
1.8 Identify customer needs and expectations and requirements and standards and best practices	2.8 Design to meet customer needs and expectations and requirements and standards and best practices	3.8 Build to design	4.8 Check to design	5.8 Process to design	6.8 Analyze to design	7.8 Disseminate to design	8.8 Evaluate to design
1.9 Identify customer needs and expectations and requirements and standards and best practices and continuous improvement	2.9 Design to meet customer needs and expectations and requirements and standards and best practices and continuous improvement	3.9 Build to design	4.9 Check to design	5.9 Process to design	6.9 Analyze to design	7.9 Disseminate to design	8.9 Evaluate to design
1.10 Identify customer needs and expectations and requirements and standards and best practices and continuous improvement and innovation	2.10 Design to meet customer needs and expectations and requirements and standards and best practices and continuous improvement and innovation	3.10 Build to design	4.10 Check to design	5.10 Process to design	6.10 Analyze to design	7.10 Disseminate to design	8.10 Evaluate to design

GSBPM



GSIM



CSPA

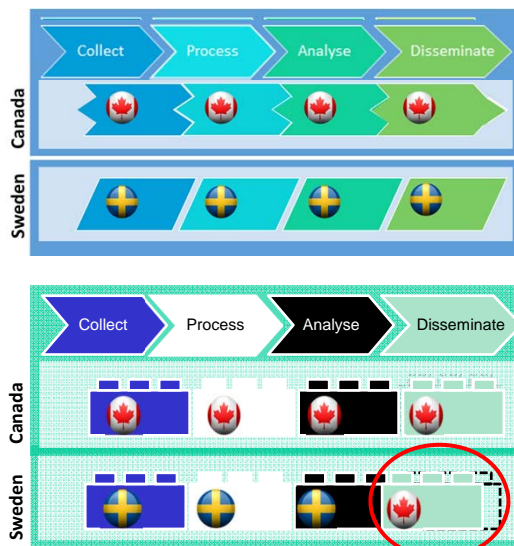
Common Statistical Production Architecture (CSPA)



- ❖ The CSPA has been developed to support the sharing and re-use of tools across statistical domains and between statistical organisations
- ❖ It provides a blue-print for a new way of designing, building and implementing the tools needed to produce official statistics.
- ❖ It has been adopted as the basis for the European Statistical System SERV projects, which aim to develop common services as part of the Vision 2020 initiative.



The problem CSPA solves



When countries work on their own, sharing services is difficult...

...so CSPA enables sharing

Projects for 2017



Data Integration

- Complete the guidelines
- Practical experiments with different data sources



Data Architecture Project

- How to manage increasingly diverse data types within a statistical organisation

Statistical Modernization Community



- Launched in 2016
- Open to all statistical organisations who endorse “Statement of Intent”
- No fee, but expectation to contribute
- Partners benefit from collaboration and sharing
- Four main principles:
 - Openness
 - Flexibility
 - Participation
 - Pragmatism



New work on Geospatial Standards



- ❖ This work looks at how statistical and geospatial organizations can work together.
- ❖ An important first step is to help each community understand each other.
- ❖ Both communities have many frameworks and standards, which need to be brought together.

**Workshop on Geospatial standards,
Stockholm, 6-8 November 2017**

Get involved!



More Information

- ❖ HLG-MOS Wiki:
<https://statswiki.unece.org/display/hlgbas>
- ❖ Twitter:
<https://twitter.com/modernstats>



Generic Activity Model for Statistical Organisations (GAMSO)



GAMSO extends and complements the GSBPM by adding other activities needed to support statistical production

Uses of GAMSO include:

- ❖ Resource planning
- ❖ Measuring costs
- ❖ Assessing readiness to implement different aspects of modernisation
- ❖ Supporting risk management systems
- ❖ Implementing enterprise architecture
- ❖ Measuring and communicating the value of statistical modernisation activities



...GSIM and GSBPM



- ❖ GSIM describes the information objects and flows within the statistical business process.

