

Monitoring progress in disaster risk reduction in the Sendai Framework for Action 2015-2030 and the 2030 Agenda for Sustainable Development

Marc Gordon

United Nations Office for Disaster Risk Reduction (UNISDR)

Geneva, 7 October, 2016

In support of the Sendai Framework
for Disaster Risk Reduction 2015 - 2030



Monitoring progress under the Hyogo Framework for Action: 2005-2015

22 Core indicators in 5 Priorities for Action:

1. Ensure that disaster risk reduction is a national and a local priority with a strong **institutional basis** for implementation.
2. Identify, **assess and monitor** disaster risks and enhance **early warning**.
3. Use **knowledge**, innovation and education to build a culture of safety and resilience at all levels.
4. Reduce the **underlying risk factors**.
5. Strengthen **disaster preparedness** for effective response at all levels.

Monitoring progress:

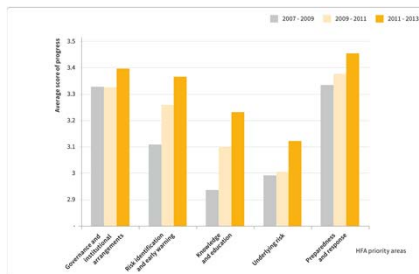
- HFA Monitor** – on-line, self-assessment monitoring and reporting tool.
- 61 countries (2007-2009); 133 countries (2009-2011); 113 countries (2011-2013); 95 countries (2013-2015).
- Peer review process – Africa, Americas, Europe.

Global repository:

- Single largest repository of the worldwide state of play in DRR.

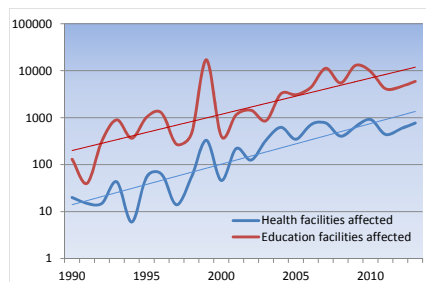
<http://www.preventionweb.net/english/hyogo/hfa-monitoring/?pid:223&pil:1>

Conflicting evidence on progress



Gradual progress across all
Priorities for Action

Increasing physical damage and
economic loss



3

Monitoring the HFA: issues encountered

- Review of the HFA Monitor and process by UNISDR 2013-2015
- HFA Thematic Review 2013-2014 – multi-disciplinary, multi-stakeholder, peer-reviewed research initiative led by UNISDR
- Core indicators were **input** rather than **output** or **outcome** focused
- Focused on **reducing existing risks** rather than on the **generation of new risks** or **resilience** .
- Progress not related to **risk levels** of country
- **Subjective**, not allowing international benchmarking
- Core indicators relate to **multiple policies** and **stakeholders**: Unclear responsibility and accountability
- No clear link to **Millennium Development Goals** and **UNFCCC**

4

Sendai Framework for Disaster Risk Reduction: 2015-2030
(A/RES/69/283 - June 2015)

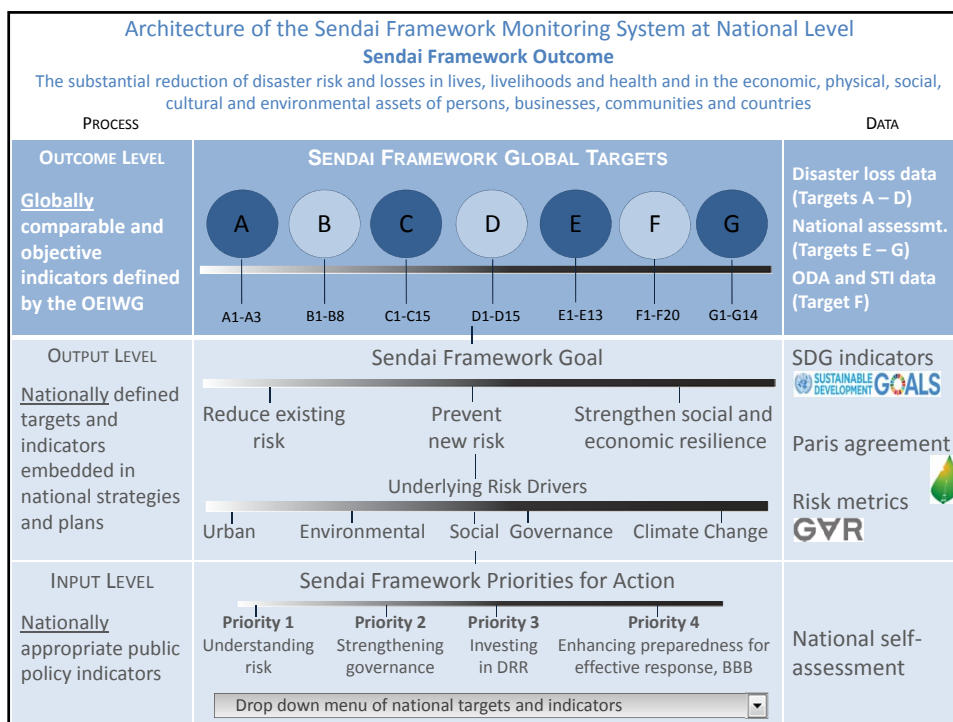
- Seven **Global Targets**, four of which are **outcome focused**
- **Goal** focuses not only on **reducing existing risks** also on **preventing new risks** and **strengthening resilience**
- The reduction of disaster losses is assessed **relative to the size of a country's population and economy**
- Outcome Targets are objective and measurable allowing **international benchmarking of progress** relative to a quantitative baseline 2005-2015
- Priorities for Action refer to specific **public policies for disaster risk management**
- Explicit links to the **2030 Agenda for Sustainable Development** and to the **UNFCCC**

5

Open-ended intergovernmental expert working group on indicators and terminology relating to disaster risk reduction (OEIWG)
(A/RES/69/284 - June 2015)

- Comprised of **experts nominated by States**, for the development of a set of possible indicators and terminology to measure global progress in the implementation of Sendai Framework in **coherence** with the work of the **Inter-Agency and Expert Group on SDG Indicators (IAEG-SDGs)**.
- Expert Meeting to prepare background paper for the **Open-ended Intergovernmental Working Group (OIEWG)** based on UNISDR indicator proposals: 27-29 July, 2015
- **First formal session** of OEIWG: 29 – 30 September, 2015
- **Second formal session** of OEIWG: 10 – 11 February, 2016
- **Informal consultation of the Chair**: 20 – 21 June, 2016
- **Informal consultation of the Chair**: 10 – 11 October, 2016
- **Third formal session**: 14 – 18 November, 2016
- Supported by **technical papers and non-papers** from the Secretariat produced at the request of Member States – addressing critical issues, including feasibility, computation methodology, data availability etc.

6



Categories of indicators

	Methodology Available	Data Available	Indicator Category
Category I (Global application): Indicators for which a methodology exists, or has been proposed, and for which data are already widely available in a significant number of countries	Y	Y	1
Category II (National application, potential migration to global level): Indicators for which a methodology exists, or has been proposed, but for which data are not easily available	Y	N	2
Category III (Require long term development): Indicators for which a methodology has not yet been developed nor is data easily available	N	N	3

Recommendations of the Secretariat

to be collected by Member States
to be calculated by UNISDR (including compound indicators)

Global Target (a) - Substantially reduce global disaster *mortality* by 2030, aiming to lower average per 100,000 global mortality between 2020-2030 compared to 2005-2015.

		Methodology Available	Data Available
A-1 (A-2 + A-3)	Number of deaths and missing persons / presumed dead due to hazardous events per 100,000.	Y	Y
A-2	Number of deaths due to hazardous events.	Y	Y
A-3	Number of missing persons / presumed dead due to hazardous events.	Y	Y

Global Target (b) - Substantially reduce the number of *affected people* globally by 2030, aiming to lower the average global figure per 100,000 between 2020-2030 compared to 2005-2015.

		Methodology Available	Data Available
B-1	Number of affected people by hazardous events 100,000. [Compound indicator]	Y	Y
B-2 or B-2. alt	Number of injured or ill people due to hazardous events Number of people suffering from physical injuries, trauma or cases of disease requiring immediate medical assistance as a direct result of a hazardous events.	Y	Y
B-3a	Number of evacuated people due to hazardous events	Y	Y
B-3b	Number of relocated people due to hazardous events.	Y	Y
B-4	Number of people whose houses were damaged due to hazardous events.	Y	Y
B-5	Number of people whose houses were destroyed due to hazardous events.	Y	Y
B-6	Number of people who received aid including food and non-food aid due to hazardous events.	N	Y
B-7	Number of people whose livelihoods were disrupted, destroyed or lost due to hazardous events.	Y	Y

Global Target (c) - Reduce <i>direct disaster economic loss</i> in relation to global gross domestic product (GDP) by 2030.		Methodology Available	Data Available
C-1	Direct economic loss due to hazardous events in relation to global gross domestic product.	Y	Y
C-2	Direct agricultural loss due to hazardous events.	Y	Y
C-2a	Number of hectares of crops affected	Y	Y
C-2b	Number of livestock lost	Y	Y
C-3	Direct economic loss due to industrial facilities damaged or destroyed by hazardous events	Y	N
C-4	Direct economic loss due to commercial facilities damaged or destroyed by hazardous events.	Y	N
C-5	Direct economic loss due to houses damaged by hazardous events	Y	Y
C-5a	Number of houses damaged by hazardous events	Y	Y
C-5b	Damage and loss of administrative buildings.	Y	N
C-6	Direct economic loss due to houses destroyed by hazardous events	Y	Y
C-6a	Number of houses destroyed by hazardous events	Y	Y
C-7	Direct economic loss due to damage to critical infrastructure caused by hazardous events.	Y	Y
C-7a	Economic value of damages to health facilities (calculated from D-2)	Y	Y
C-7b	Economic value of damages to educational facilities (calculated from D-3)	Y	Y
C-7c	Economic value of damages to road networks (calculated from D-4)	Y	Y
C-8	Direct economic loss due to cultural heritage damaged or destroyed by hazardous events.	Y	N
C-9	Direct economic loss due to environment degraded by hazardous events.	Y	N
C-10	Total insured direct losses due to hazardous events	Y	Y

Global Target (d) - Substantially reduce <i>disaster damage to critical infrastructure and disruption of basic services</i> , among them health and educational facilities, including through through developing their resilience by 2030.		Methodology Available	Data Available
D-1	Damage to critical infrastructure due to hazardous events.	Y	N
D-2	Number of health facilities destroyed or damaged by hazardous events.	Y	Y
D-3	Number of educational facilities destroyed or damaged by hazardous events.	Y	Y
D-4	Number of transportation units and infrastructures destroyed or damaged by hazardous events.	Y	N
D-4b	Kilometres of road destroyed / damaged per hazardous event.	Y	Y
D-4c	Number of bridges destroyed / damaged by hazardous event.	Y	N
D-4d	Kilometres of railway destroyed / damaged by hazardous event.	Y	N
D-4k	Number of airports destroyed / damaged by hazardous event	Y	N
D-4l	Number of ports destroyed / damaged by hazardous event	Y	N
D-1 bis	Number of electricity plants / transmission lines destroyed or damaged by hazardous events.	Y	N
D-5	Number of times basic services have been disrupted due to hazardous events.	Y	Y

Global Target (e) - Substantially increase the number of countries with *national and local disaster risk reduction strategies* by 2020.

		Methodology Available	Data Available
E-1	Number of countries that adopt and implement national DRR strategies in line with the Sendai Framework for Disaster Risk Reduction 2015-2030	Y	N
E-2	Percentage of local governments that adopt and implement local DRR strategies in line with the Sendai Framework for Disaster Risk Reduction 2015-2030	Y	N

Global Target (f) - Substantially enhance *international cooperation* to developing countries through adequate and sustainable support to complement their national actions for implementation of this framework by 2030.

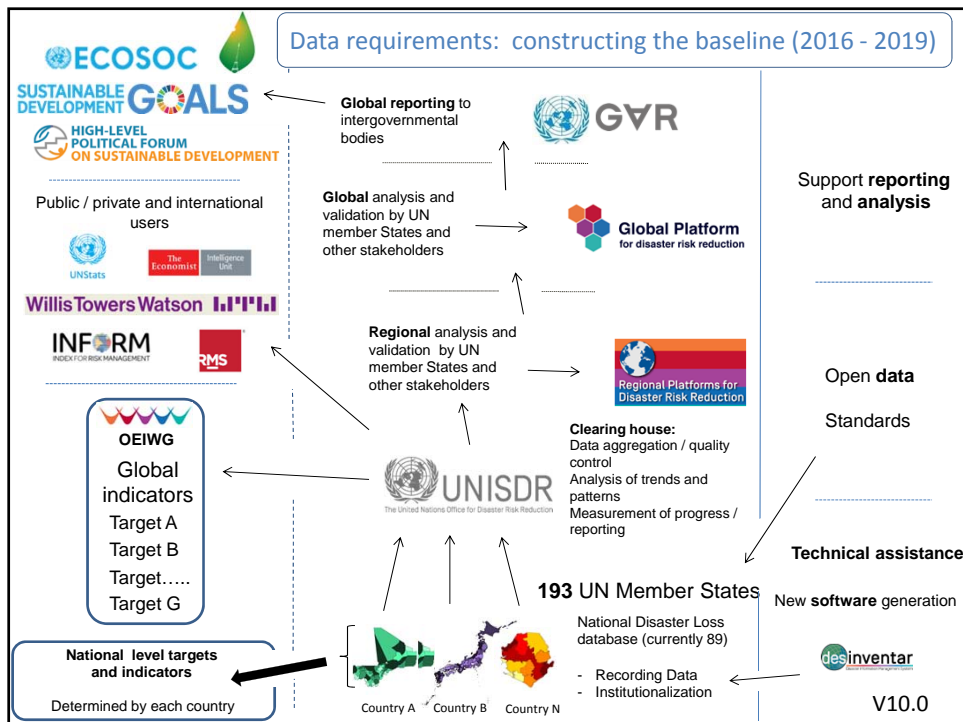
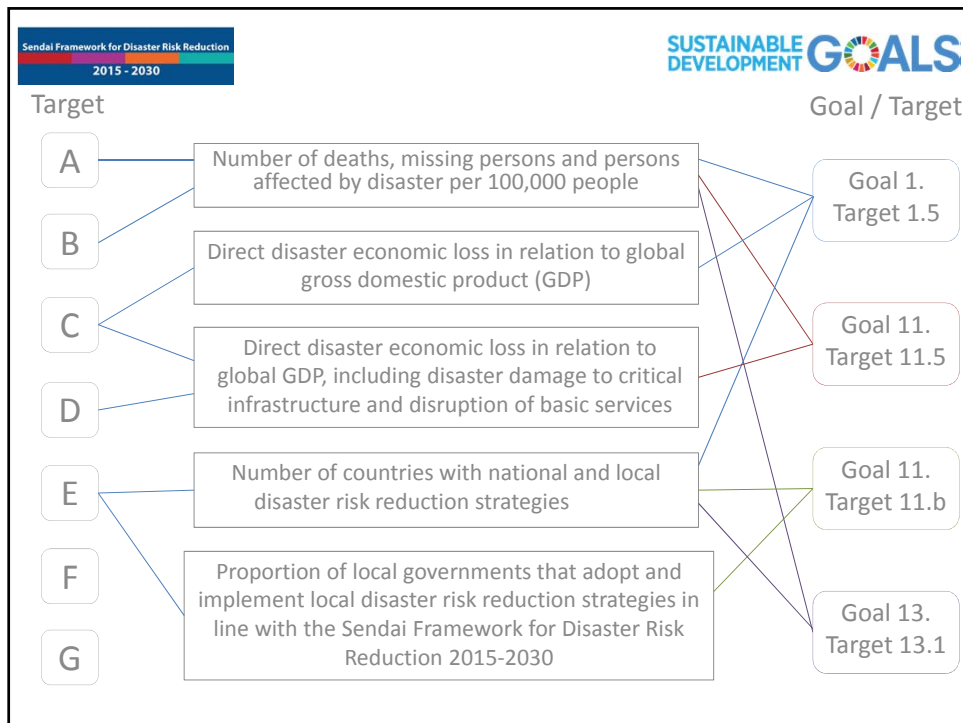
- Member States leading parallel informal consultations in the inter-sessional period, together with the Chair, OEIWG.
- Supported by technical papers and non-papers produced by the Secretariat at the behest of the OEIWG.

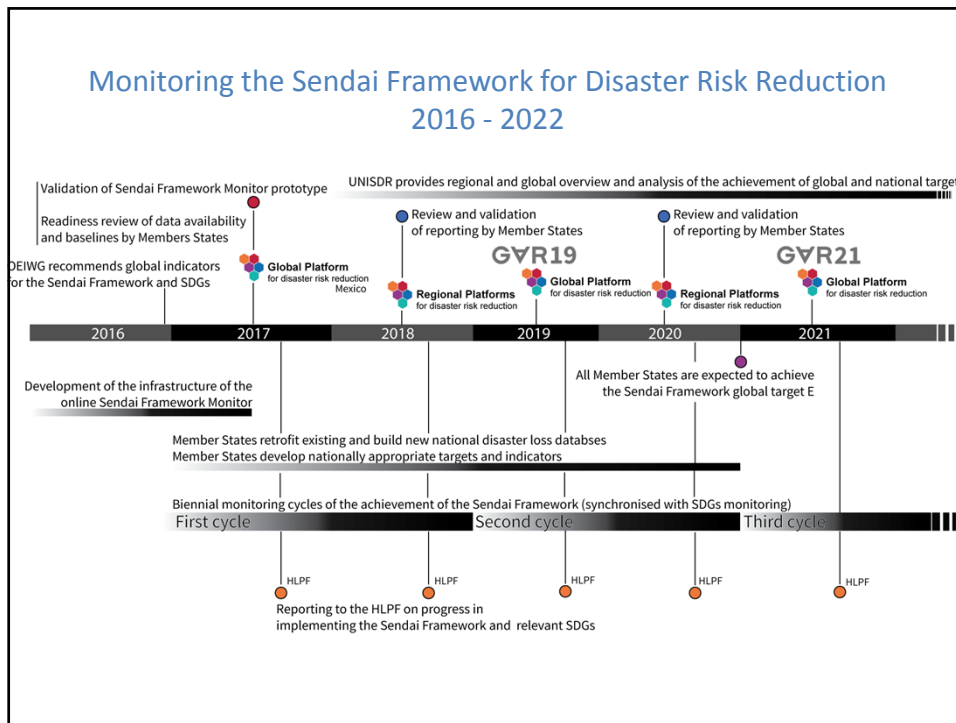
Global Target (g) - Substantially increase the availability of and access to *multi-hazard early warning systems and disaster risk information and assessments* to the people by 2030.

		Methodology Available	Data Available
G-1	Number of countries that have multi-hazard early warning system.	Y	N
G-2	Number of countries that have multi-hazard monitoring and forecasting system.	Y	N
G-3	Number of people who are covered by and have access to multi-hazard early warning system per 100,000	Y	N
G-4	Number of local governments having a preparedness plan (including EWS) or evacuation plan with standard operating procedures.	Y	N
G-5	Number of countries that have multi-hazard national risk assessment / information, with results in an accessible, understandable and usable format for stakeholders and people.	Y	N
G-6	Number of local governments that have multi-hazard risk assessment / risk information, with results in an accessible, understandable and usable format for stakeholders and people.	Y	N

Disaster risk reduction indicators in the 2030 Agenda for Sustainable Development

- Inter-Agency and Expert Group on Sustainable Development Goal Indicators (IAEG-SDGs).
- **UN Statistical Commission:** Report of the Inter-Agency and Expert Group on Sustainable Development Goal Indicators, and Note by the Secretary-General E/CN.3/2016/2/Rev.1*
- 3 SDGs:
 - Goal 1. End poverty in all its forms everywhere
 - Goal 11. Make cities and human settlements inclusive, safe, resilient and sustainable.
 - Goal 13. Take urgent action to combat climate change and its impacts
- 4 Targets
- 4 indicators from the Sendai Framework = currently 9 indicators for SDGs Targets






Marc GORDON
 Head, Sendai Framework Monitoring Unit
 Risk Knowledge Section

United Nations Office for Disaster Risk Reduction (UNISDR)

gordon6@un.org

<http://www.preventionweb.net/drr-framework/open-ended-working-group/>


 UNISDR
 The United Nations Office for Disaster Risk Reduction

In support of the Sendai Framework
 for Disaster Risk Reduction 2015 - 2030