



**National Statistical Committee of the Kyrgyz Republic**

# **Disaggregation of indicators of the Sustainable Development Goals in the Kyrgyz Republic**

**Workshop on Statistics for SDGs  
17-18 April 2019**

**Nazira Kerimalieva**



# Stages of building a system for monitoring and reporting for SDGs in the Kyrgyz Republic

**I**

- **Inventory of indicators:**
- **Identifying Global Indicators**
- **Development of national indicators-analogues**
- **Development of national additional indicators**



**II**

- **Integrating (global) SDG targets and indicators into national and sectoral strategic programs**
- **Creation-coordination of the national data flow system for the SDG monitoring system**
- **Establishment of the Coordinating Council of partners in the NSOs for SDGs**
- **Capacity building**

**III**

- **Development and implementation of a knowledge platform on SDG indicators**
- **Development and implementation of a monitoring and reporting system for SDGs**

## Currently available indicators

	Global	National	National additional
Number of indicators	232	150	163
Показатели имеющиеся в наличии в системе государственной статистике	60	73	71

## Methodology of assessment

Gender

Age

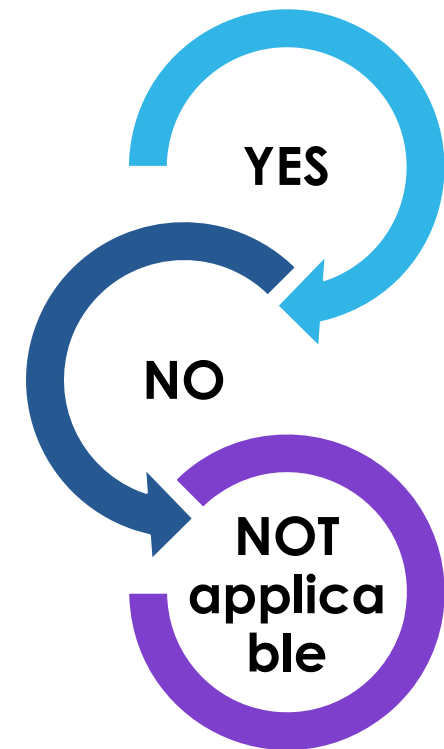
Income

Territory

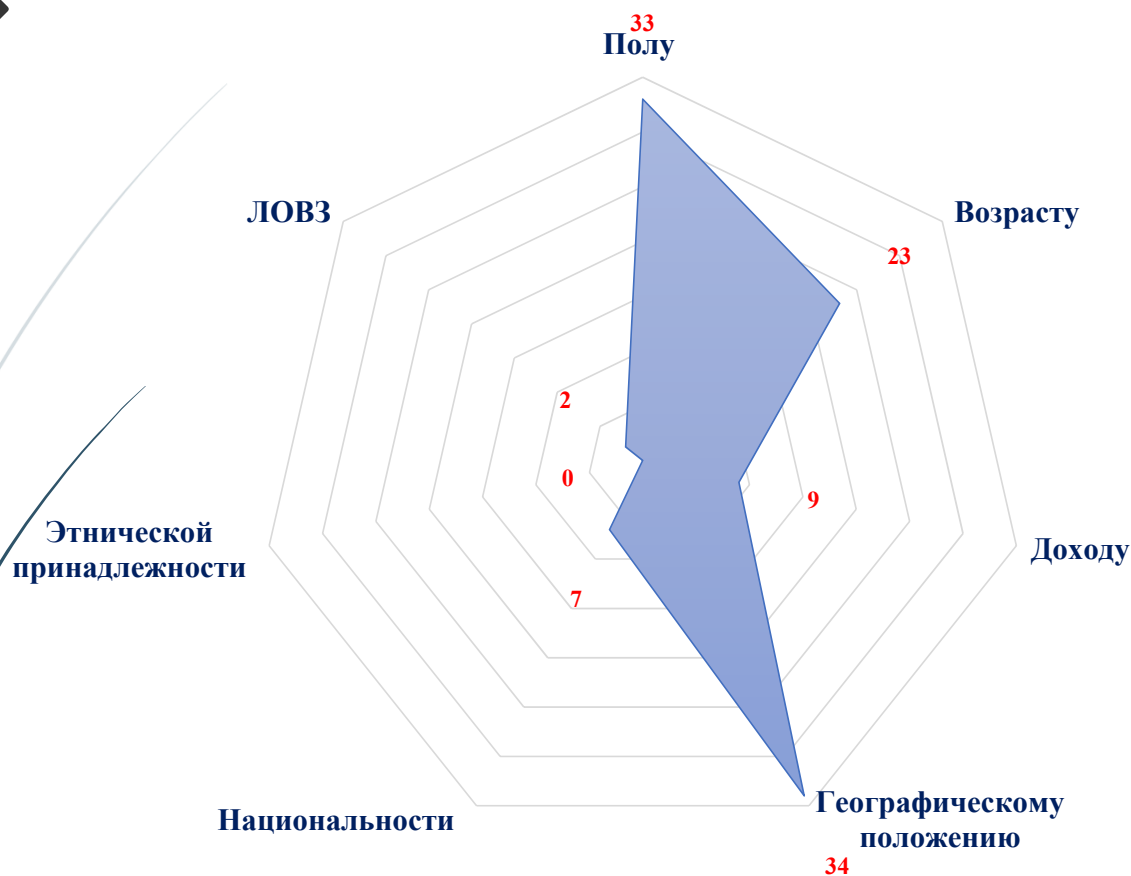
Nationality

Ethnic background

Disability



## Disaggregation of global SDG indicators



From 60 indicators available:

- 34 indicators can be disaggregated by geography
- 33 by gender
- 23 indicators by age.
- no indicator is disaggregated by ethnicity persons with disabilities.

# MICS for monitoring SDG indicators

6



**2** indicators



**2** indicators



**8** indicators



**4** indicators



**3** indicators



**4** indicators




**2** indicators



**5** indicators



**1** indicator



## New indicators introduced for the first time in the census



**8.5.2: "unemployment rate by sex, age and disability»**

**Disability** (from the Washington group )

- Vision
- Hearing
- Walking (climbing stairs)
- Cognitive abilities (memorization, concentration)
- Self-care

**9.C.1 "Proportion of the population covered by mobile networks, by technology»**

**17.8.1 «Proportion of people using the Internet»**



**7.2.1: "Share of renewable energy in total final energy consumption»**

**Solar panels utilization**

**Biogas utilization**

**Mobile communication**

**Internet utilization**

**Computer utilization**

## Integrated household survey

2.1.2 Prevalence of moderate or severe food insecurity in the population, based on the Food Insecurity Experience Scale (FIES) T

3.8.2 Proportion of population with large household expenditures on health as a share of total household expenditure or income

3.a.1 Age-standardized prevalence of current tobacco use among persons aged 15 years and older

6.1.1 Proportion of population using safely managed drinking water services

6.2.1 Proportion of population using (a) safely managed sanitation services and (b) a hand-washing facility with soap and water

7.1.2 Proportion of population with primary reliance on clean fuels and technology

8.10.2 Proportion of adults (15 years and older) with an account at a bank or other financial institution or with a mobile-money-service provider

11.2.1 Proportion of population that has convenient access to public transport, by sex, age and persons with disabilities

16.1.4 Proportion of population that feel safe walking alone around the area they live

17.8.1 Proportion of individuals using the Internet





Спасибо!

Национальный статистический комитет Кыргызской Республики

[www.stat.kg](http://www.stat.kg)

BETTER DATA  
BETTER LIVES