



INSTITUTO NACIONAL DE ESTATÍSTICA  
STATISTICS PORTUGAL

## » A National approach to the global indicator list

*The Portuguese experience*

UNECE, 3<sup>rd</sup> Expert Meeting on Statistics for SDGs, Session 5


16 April 2019

Carolina Fresta Santos Statistics  
Portugal »



## Summary

- *Selection criteria for SDG indicators*
- *National Indicator set for SDGs*
- *Proxy indicators*



## Selection criteria for SDG indicators

### Identical, partial or similar and:

- Official statistics
- External sources (validated)
  - National
  - International

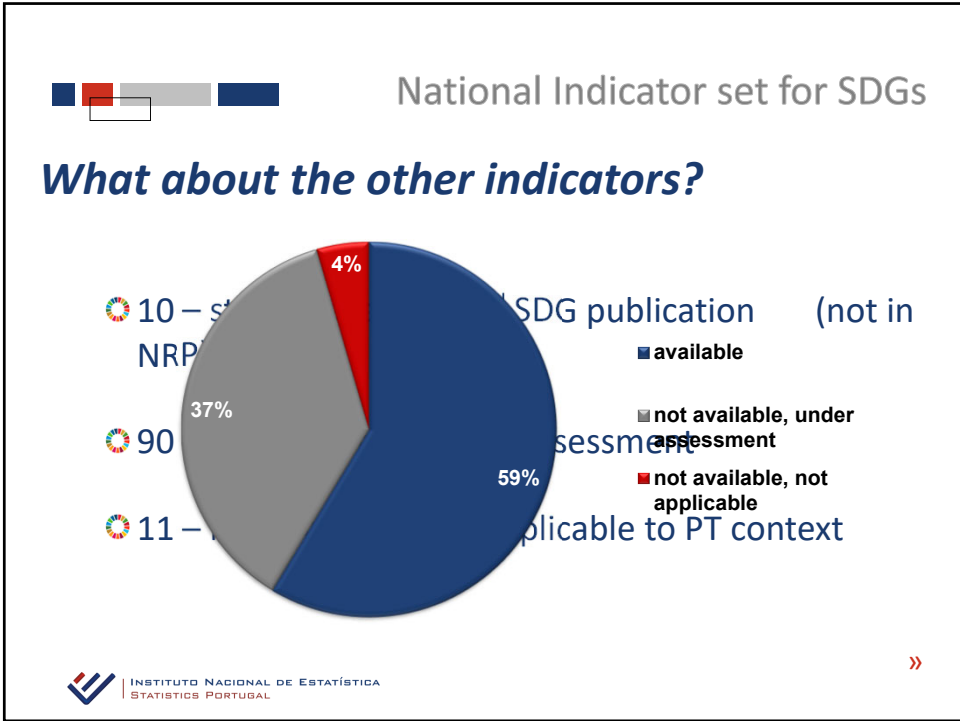


## National Indicator set for SDGs

### Globally based, nationally embedded

- Global list as reference
- Identical or partial – 90 indicators
- Similar/proxy (national component) – 43 indicators

**NRP: 133 available indicators**



### Proxy indicators

1. Approximation (using national or international sources) to indicator from global list, not produced at national level

**Global indicator: 16.1.3. Proportion of population subjected to physical, psychological or sexual violence in the previous 12 months**

**Proxy: Percentage of women subjected to physical and/or sexual violence by a partner or a non-partner since the age of 15**

**Source: EU Agency for Fundamental Rights Database, Survey on violence against women in EU (2012)**

Indicators	Reference period		Date of update	Geographical Level
	Initial	Last		
European Union Agency for Fundamental Rights - Violence against women survey				

INSTITUTO NACIONAL DE ESTATÍSTICA  
STATISTICS PORTUGAL

## Proxy indicators



2. National reality subject to statistical monitoring replacing a global indicator within the same thematic field

**Global indicator: 2.1.1 Prevalence of undernourishment**  
2 - End hunger, achieve food security and improved nutrition and promote sustainable agriculture

Reference documents | Links of interest

**TARGET** 2.1 By 2030, end hunger and ensure access for all people, in particular the poor and people in vulnerable situations, including infants, to safe, nutritious and sufficient food all year round

**INDICATOR** 2.1.1 Prevalence of undernourishment (proxy data)  
2.1.2 Prevalence of moderate or severe food insecurity in the population, based on the Food Insecurity Experience Scale (FIES)

**Source:** Statistics Portugal, National health survey (2014)


Indicators	Reference period		Date of update	Geographical Level
	Initial	Last		
Distribution of resident population with 18 and more years old (%) by Place of residence (NUTS - 2013), Sex, Age group and Classes of body mass index, Quinquennial	2014	2014	23-05-2018	NUTS II

INSTITUTO NACIONAL DE ESTATÍSTICA  
STATISTICS PORTUGAL

## To be continued...



1. Does your NSI have a coordinating role in SDG monitoring and reporting?
2. Which data providers outside the NSS were crucial for SDG monitoring?
3. How do you chose proxy indicators and how do you signal them to users?



**Thank you!**

