



Experience of Belarus in the dissemination of SDGs at the national level

Elena Kukharevich

National Statistical Committee of the Republic of Belarus

15 April 2019

National platform for SDGs

www.sdgplatform.belstat.gov.by

The Sustainable Development Goals in Belarus

National Statistical Committee of the Republic of Belarus

Search Languages

LET'S BUILD THE FUTURE TOGETHER

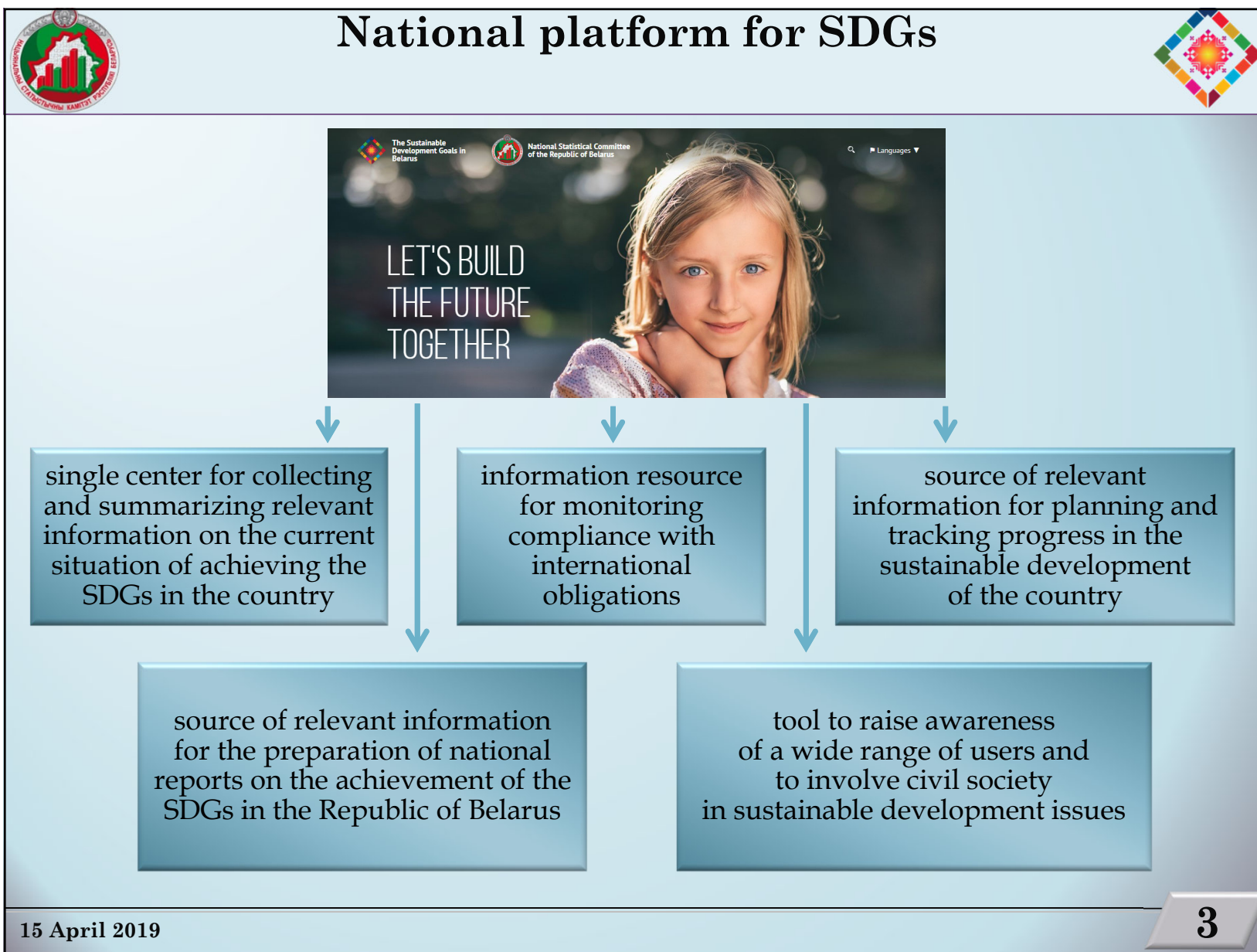
- Goal 1
- 2
- 3
- 4
- 5
- 6
- 7
- 8
- 9
- 10
- 11
- 12
- 13
- 14
- 15
- 16
- 17
- All

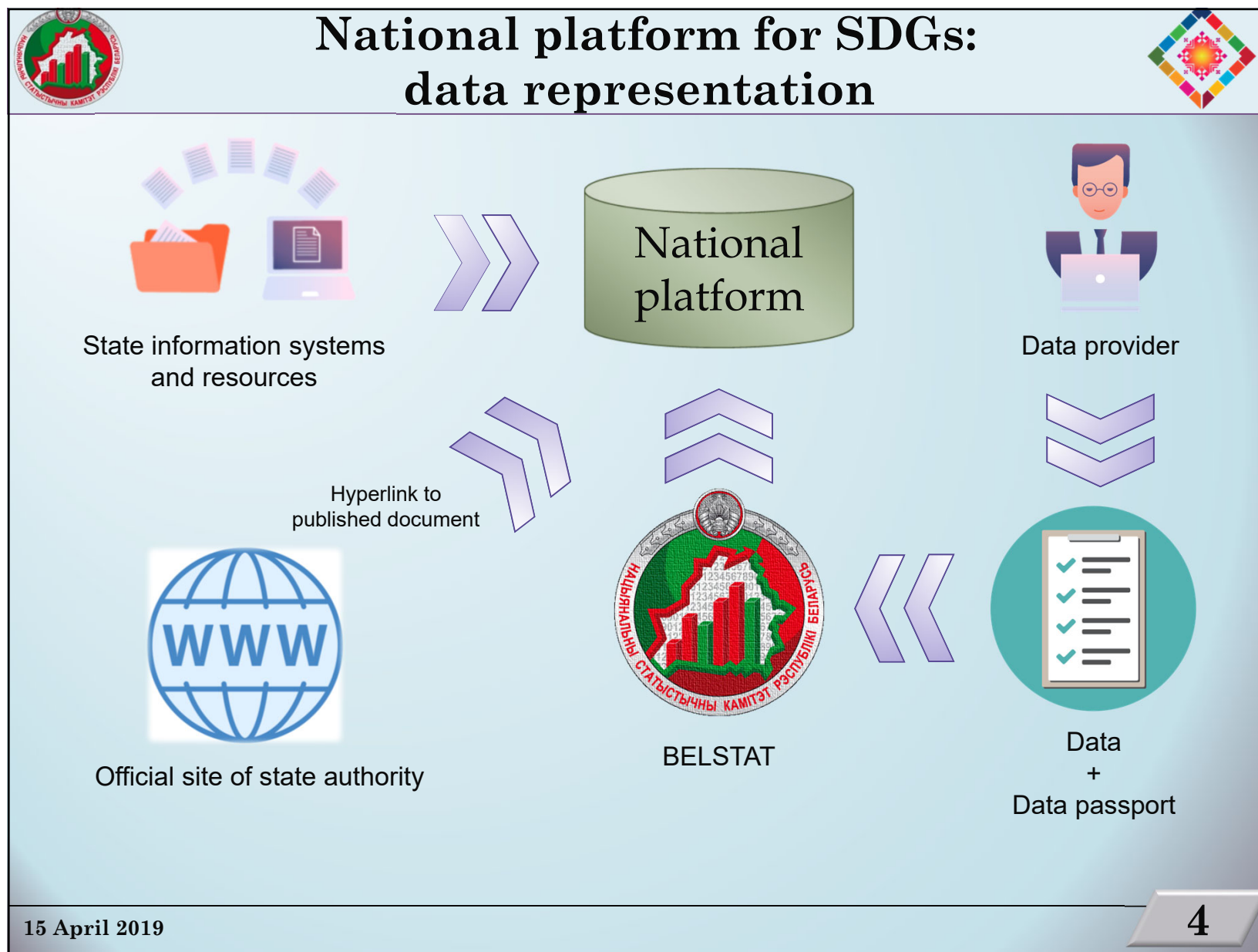
End poverty in all its forms everywhere

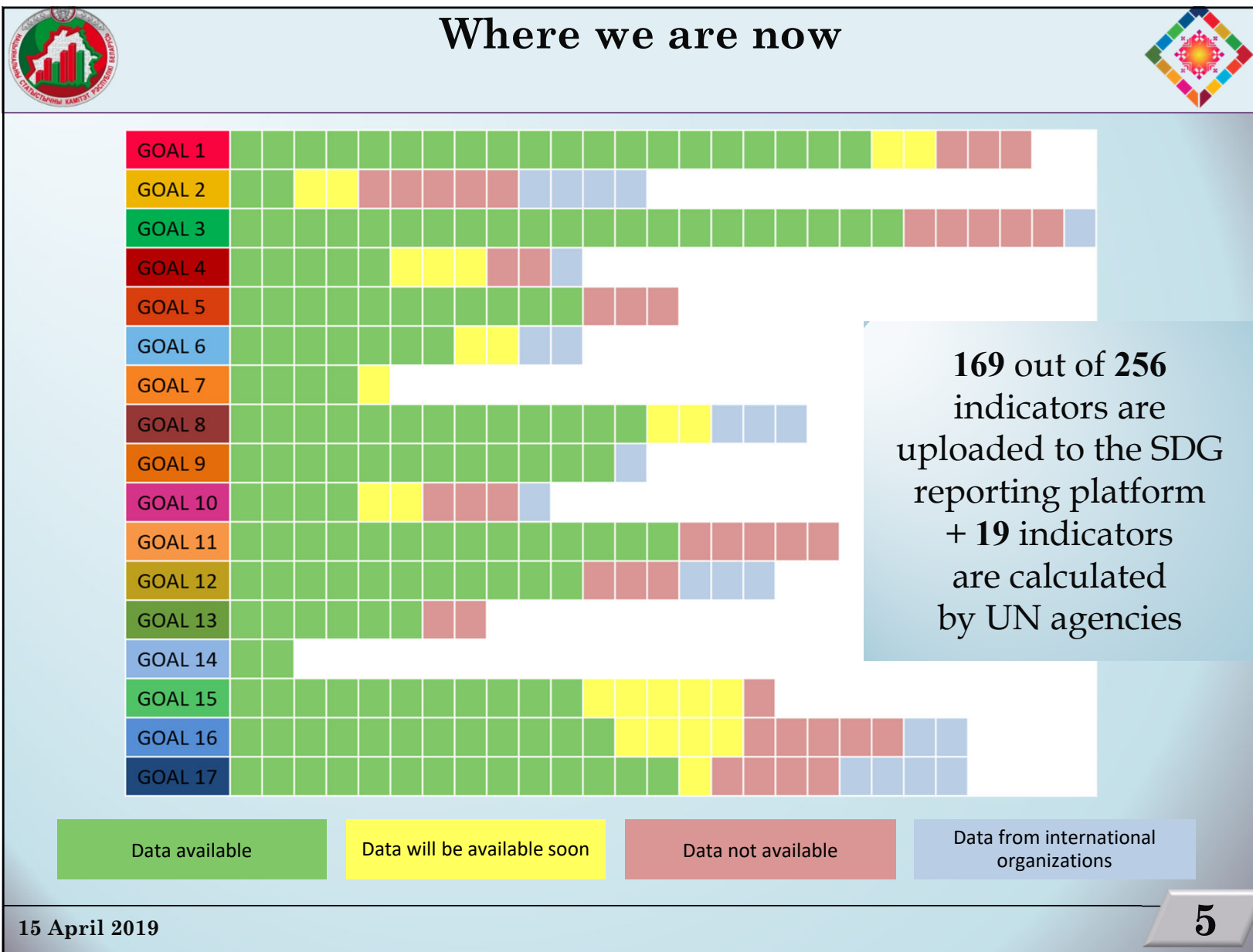
Go to the goal and tasks associated with it →


15 April 2019

2










National platform for SDGs




SDMX
DSD + MSD

↓

2019

1
 2
 3
 4
 5
 6
 7
 8
 9
 10
 Goal
 12
 13
 14
 15
 16
 17

11



Make cities and human settlements inclusive, safe, resilient and sustainable

Go to the goal →

15.1.2.1

Proportion of protected areas in the total area of the Republic of Belarus (regions and Minsk) (percent)

Proxy is the indicator proposed as an alternative when it is impossible to monitor the global indicator. The first three digits of the proxy indicator number corresponds to the numerical designation of the relevant global indicator, the fourth digit is the serial number of the proxy indicator.

15





Table
Diagramm
Map
Passport

Indicator	Proportion of protected areas in the total area of the Republic of Belarus (regions and Minsk) (percent)
Producer	Ministry of Natural Resources and Environmental Protection of the Republic of Belarus
Data sources	Administrative data of the Ministry of Environment
Calculation procedure, units	Ratio of protected areas to the total area, percent. Protected areas refer to the areas of the Republic of Belarus with unique, reference or other valuable natural systems and sites that have special environmental, scientific and/or aesthetic importance and that are under special protection and use arrangements.
Data generation period	Annually; April after the reporting year

15 April 2019

6

LET'S BUILD THE FUTURE TOGETHER

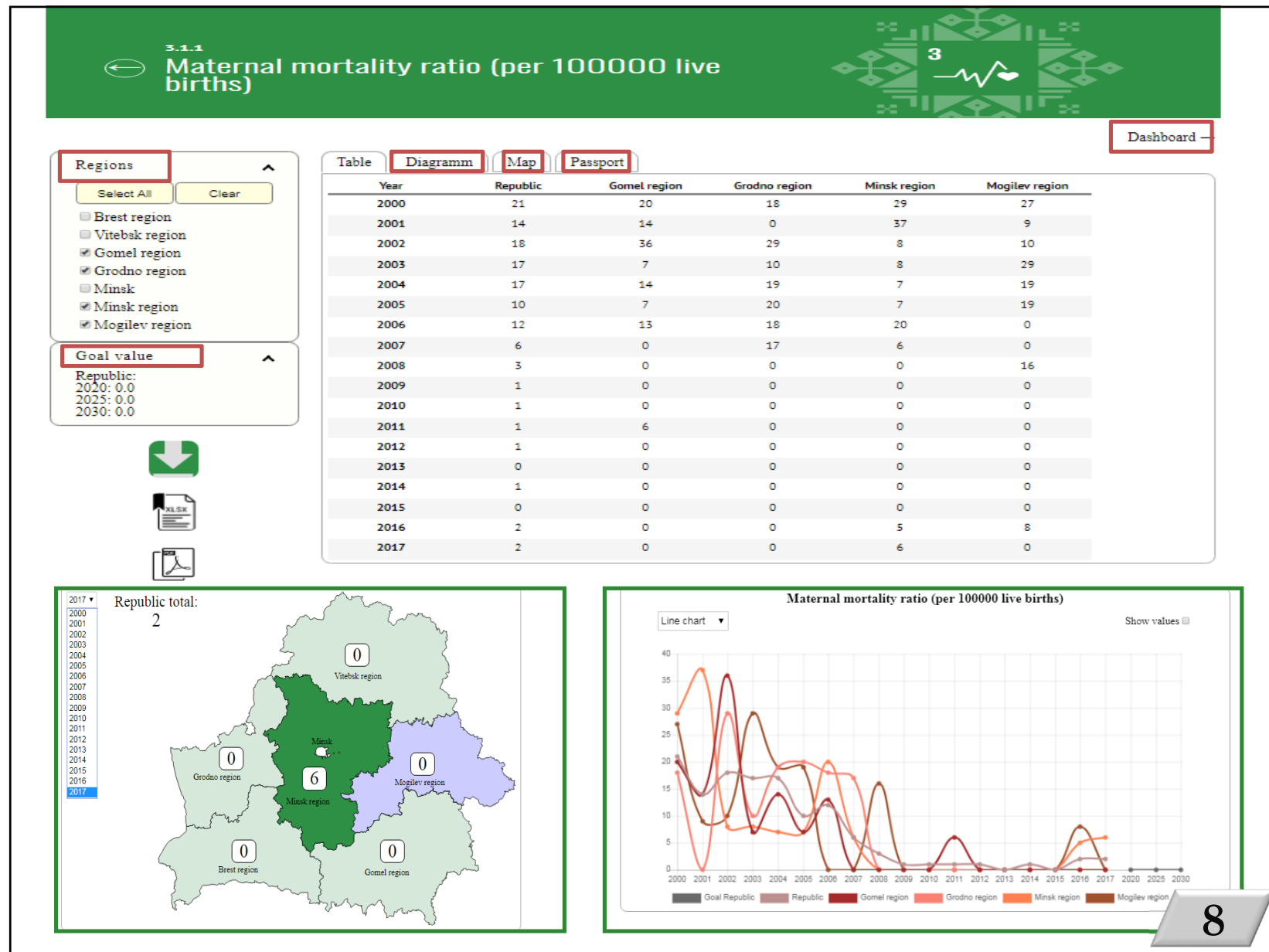


Ensure healthy lives and promote well-being for all
at all ages




15 April 2019

	1	2	Goal 3	4	5	6	7	8	9	10	11	12	13	14	15	16	17
Target	Global indicators			National indicators													
3.1 By 2030, reduce the global maternal mortality ratio to less than 70 per 100,000 live births																	
3.1.1 Maternal mortality ratio																	
3.1.1 Maternal mortality ratio (per 100,000 live births)																	
3.1.2 Proportion of births attended by skilled health personnel																	
3.1.2 Proportion of births attended by skilled health personnel (percent)																	
3.2 By 2030, end preventable deaths of newborns and children under 5 years of age, with all countries aiming to reduce neonatal mortality to at least as low as 12 per 1,000 live births and under-5 mortality to at least as low as 25 per 1,000 live births																	
3.2.1 Under-five mortality rate																	
3.2.1 Under-five mortality rate (per 1,000 live births)																	
3.2.2 Neonatal mortality rate																	
3.2.2 Neonatal mortality rate (per 1,000 live births)																	
3.3 By 2030, end the epidemics of AIDS, tuberculosis, malaria and neglected tropical diseases and combat hepatitis, water-borne diseases and other communicable diseases																	
3.3.1 Number of new HIV infections per 1,000 uninfected population, by sex, age and key populations																	
3.3.1 Number of new HIV infections per 1,000 uninfected population, by sex, age and key populations																	
3.3.2 Tuberculosis incidence per 100,000 population																	
3.3.2 Tuberculosis incidence per 100,000 population																	
3.3.3 Malaria incidence per 1,000 population																	
3.3.3 Malaria incidence per 1,000 population																	
3.3.4 Hepatitis B incidence per 100,000 population																	
3.3.4 Hepatitis B incidence per 100,000 population																	
3.3.5 Number of people requiring interventions against neglected tropical diseases																	
3.3.5 Number of people requiring interventions against neglected tropical diseases																	





National platform for SDGs: data visualization



Analytical table

Table	Year	1.3.1.2	1.3.1.4	1.4.1.2	1.b.1.4	1.b.1.5
SDG 1	2000	40.2	Proportion of persons with disabilities and older persons covered by social services (per 10000 of the population (non-working invalids of the 1st, 2nd groups; elderly people 60 years and older; disabled children))	71.8	-	-
SDG 2	2001	38.8		74.2	-	-
SDG 3	2002	31.2		73.1	-	-
SDG 4	2003	30.8		75.9	-	-
SDG 5	2004	31.4		76.2	-	-
SDG 6	2005	28.4		75.9	-	-
SDG 7	2006	26.6	-	76.8	-	-
SDG 8	2007	25.9	-	78.6	-	-
SDG 9	2008	25.4	-	79.3	-	-
SDG 10	2009	24.6	-	78.8	-	-
SDG 11	2010	24.9	-	82	285.6	-
SDG 12	2011	23.9	-	82	496.2	956.9
SDG 13	2012	26.2	703	81.6	903.6	804.5
SDG 14	2013	20.7	725	83.2	1050.7	670.1
SDG 15	2014	21.0	732	8		
SDG 16	2015	29.7	742	8		
SDG 17	2016	30.6	753	8		
SDG 18	2017	29.1	790	8		

International ICT Forum

tibo.by
8-12.04.2019

Pobediteley ave., 111a,
Minsk, Belarus





Belstat's participation in the dissemination of SDGs



REGIONAL SDG COORDINATION LEADERS FORUM

21-22 February 2018
Minsk, Belarus

Partner of the Forum: MTS



Minsk, Belarus

Partner of the Forum



Belstat's SDG team
at the First National Forum
on Development Goals
24 January 2019, Minsk, Belarus



15 April 2019

10



Belstat's participation in the dissemination of SDGs



First SDG Impact Investment Forum in Belarus

International Conference "Localization of SDGs in the context of Agenda 2030: Prospects for Belarusian-German Cooperation"

International Conference "Women's entrepreneurship as a factor of sustainable development"

International Conference "Strategies and partnerships for achieving the Sustainable Development Goals"

Conference on the role of public-private partnerships in achieving the SDGs

Meeting with youth representatives on youth policy and volunteer movement development

Meeting with the SDG partner group




15 April 2019

11



Promotion of SDGs




15 April 2019

12



Promotion of SDGs





National SDG Icons



Билборд 6х3м.
V1 вариант 51

Thematic SDG billboard



15 April 2019

13



Further work



- ✓ Modernization of the National Reporting Platform for SDGs for subnational level;
- ✓ Statistical capacity building in the field of SDG monitoring with the involvement of expertise of international organisations to:
 - ✓ adapt the global methodology at the national level with a view to fill data gaps and develop the national monitoring system; and
 - ✓ produce disaggregated data through conducting of nation-wide surveys (MICS, integration of new modules in the current household surveys);
- ✓ Development of the national monitoring system for the assessment of the situation with all forms of violence against various population groups through the organization and conducting of multidimensional ad-hoc surveys;
- ✓ Quality assessment of administrative data to be used for monitoring SDGs;
- ✓ Development of the national SDG monitoring system at the subnational level;
- ✓ Continued work as regards the use of space technologies and GIS for monitoring SDGs.



Thank you for your attention!