




Interstate Statistical Committee
of the Commonwealth of Independent States
(CIS-Stat)




Monitoring SDGs indicators in the CIS region: current experience and lines of development

Elena Vosmirko

Third Expert Meeting on Statistics for Sustainable Development Goals
Geneva
15-16 April, 2019



CIS-Stat work on SDGs monitoring (1/2)




2016

- a special survey of the opinions of CIS countries on the List of Global SDGs indicators was conducted
- most relevant indicators for the CIS countries were selected from the List of Global SDGs indicators basing on the results of the survey ("The list of SDGs indicators for the CIS region")


2017

- a section on the SDGs "Statistics for SDGs: the CIS region" was created on the CIS-Stat website

2



CIS-Stat work on SDGs monitoring (2/2)




2018

- annual statistical abstract “Monitoring SDG indicators in the CIS region”
- booklet “Population of the CIS countries and SDGs” (publication with the financial support from UNFPA)


2019

- survey on progress in organizing and developing SDGs monitoring in the CIS region

3




Information platform on SDGs




The section “Statistics for SDGs: CIS region” on the CIS-Stat website provides:

- information on the SDGs indicators survey;
- list of 111 SDGs indicators for the CIS region;
- information on the work on implementation of SDGs in the CIS countries;
- statistical abstract “Monitoring SDG indicators in the CIS region”
- national and international publications, links to information resources.





<http://www.cisstat.com/sdgs/>

4



CIS-Stat publications on SDGs indicators (1/3)





МЕГГОСУДАРСТВЕННЫЙ СТАТИСТИЧЕСКИЙ КОМИТЕТ
СОДРУЖЕСТВА НЕЗАВИСИМЫХ ГОСУДАРСТВ
INTERSTATE STATISTICAL COMMITTEE OF THE
COMMONWEALTH OF INDEPENDENT STATES

МОНИТОРИНГ
ПОКАЗАТЕЛЕЙ ЦУР
В РЕГИОНЕ СНГ
Статистический сборник

MONITORING
OF SDG INDICATORS
IN THE CIS REGION
Statistical abstract

МОСКВА
MOSCOW
2018


In **2018** CIS-Stat produced a draft of statistical abstract “Monitoring of SDG indicators in the CIS region”.

Abstract included 14 of 17 Goals of Sustainable Development, and about 40 indicators from the List of global indicators of SDG.


Apart from Global indicators the abstract included additional indicators agreed upon with the CIS NSOs.


Statistical data were presented for 2015-2016.

5



CIS-Stat publications on SDG indicators (2/3)





МЕГГОСУДАРСТВЕННЫЙ СТАТИСТИЧЕСКИЙ КОМИТЕТ
СОДРУЖЕСТВА НЕЗАВИСИМЫХ ГОСУДАРСТВ
INTERSTATE STATISTICAL COMMITTEE OF THE
COMMONWEALTH OF INDEPENDENT STATES

МОНИТОРИНГ
ПОКАЗАТЕЛЕЙ ЦУР
В РЕГИОНЕ СНГ
2015-2017
Статистический сборник

MONITORING
OF SDG INDICATORS
IN THE CIS REGION
2015-2017
Statistical abstract

МОСКВА
MOSCOW
2019


In **2018** statistical abstract on monitoring SDGs indicators was included into the annual CIS-Stat work programme.

In **2019** abstract “**Monitoring SDGs indicators in the CIS region 2015-2017**” prepared by CIS-Stat was published on the website.


Compared with the draft abstract in this edition:


- graphs are added;
- 15 of 17 SDGs are included;
- some “additional” indicators were replaced by SDG indicators.

6



CIS-Stat publications on SDG indicators (3/3)





Booklet **“The Population of the Commonwealth of Independent States and the Sustainable Development Goals”** was published in 2018 with the financial support of UNFPA.


Booklet includes the following goals:

- Goal 1** “No poverty”
- Goal 3** “Good health and well-being”
- Goal 4** “Quality education”
- Goal 5** “Gender equality”
- Goal 8** “Decent work and economic growth”


It also includes demographic characteristics for the CIS region.

Booklet is published in Russian and English.

7



Examples of using additional indicators (1/2)




Abstract “Monitoring of SDG indicators in the CIS region”:


SDG indicator 3.3.1 Number of new HIV infections per 1000 uninfected population by sex, age and key populations
Additional indicator used in the Abstract: *“Number of newly registered HIV infected persons per 100,000 population”*

SDG Indicator 3.b.2 Total net official development assistance to medical research and basic health sectors
Additional indicator used in the Abstract: *“Consolidated health care expenditures, % to GDP”*

8



Examples of using additional indicators (2/2)




SDG indicator 4.2.2 Participation rate in organized learning (one year before the official primary entry age), by sex

Additional indicator used in the Abstract:
“Provision of children with preschool institutions (at the end of the year; as % number of children of corresponding age)”


SDG indicator 4.3.1 Participation rate of youth and adults in formal and non-formal education and training in the previous 12 months, by sex

Additional indicators used in the Abstract:
“Number of students in higher educational institutions per 10,000 population”
“Number of students secondary professional educational institutions per 10,000 population”

9




SDGs indicators monitoring difficulties




Difficulties identified while preparing publications on **Monitoring SDGs indicators in the CIS region**

- statistical data are not available for all levels of disaggregation indicated in the Global List of Indicators
- different additional indicators being used in the statistical practice of the Commonwealth countries
- some surveys (thus some statistical data) are not collected annually
- inter-agencies cooperation is not perfect in some cases
- data comparability issues

10




SDGs monitoring survey (1/2)




Survey questionnaire contains the following questions:

- What other indicators from the List of Global SDGs Indicators do you consider necessary to include in the list of SDGs indicators for the CIS region?
- Has your country developed lists of national SDGs indicators?
- What national SDGs indicators should be included into the CIS-Stat abstract “Monitoring SDGs indicators in the CIS region”?
- Do you consider it expedient to include information “boxes” for individual countries into the statistical abstract “Monitoring SDGs indicators in the CIS region”?

11




SDGs monitoring survey (2/2)




- What information should be added to the section “Statistics for the SDGs: the CIS region” on the CIS-Stat website?
- Do you have a National Roadmap for statistics on SDGs?
- What problems did your statistical service encounter when organizing the SDGs monitoring?
- In which direction should the monitoring of SDGs indicators at the national level be developed?
- What forms of assistance from and cooperation with the CIS-Stat do you consider most expedient in improving the monitoring of SDGs?

12





Targets for future development



- Updating the CIS-Stat questionnaires taking into account the SDGs monitoring objectives
- Revision of the list of SDGs indicators for the CIS region taking into account the decisions of the Inter-Agency and Expert Group on SDG indicators and its coordination with the NSS.
- Cooperation with international organizations in the promotion of the SDGs in the CIS region.
- Annual release of the abstract “Monitoring of SDG indicators in the CIS region”
- Improving the information platform on SDGs on the CIS-Stat website

13



***Thank you for
attention!***

14