



United Nations Economic Commission for Europe
Statistical Division

Regional and Subregional Progress in Implementation of UNECE CES Road Map on Statistics for SDGs

April 2018



Approach to Analysis

- ❖ Purpose: **Road Map** indicates we will review regional work in **six areas** by 2018 CES Plenary.
- ❖ Objectives:
 - Describe **progress** on implementation of the Road Map
 - Identify regional and subregional **gaps**
 - Support discussion of regional and subregional **priorities**
- ❖ Method:
 - Use results from 2017 April and August UNECE CES information collections, ad hoc updates; IAEG analyses
 - Request country verification/correction
 - Focus this analysis on countries in UNECE region

Slide 2

EECCA Sub-Region Countries



Armenia	Russian Federation
Azerbaijan	Tajikistan
Belarus	Turkmenistan
Georgia	Ukraine
Kazakhstan	Uzbekistan
Kyrgyzstan	
Republic of Moldova	

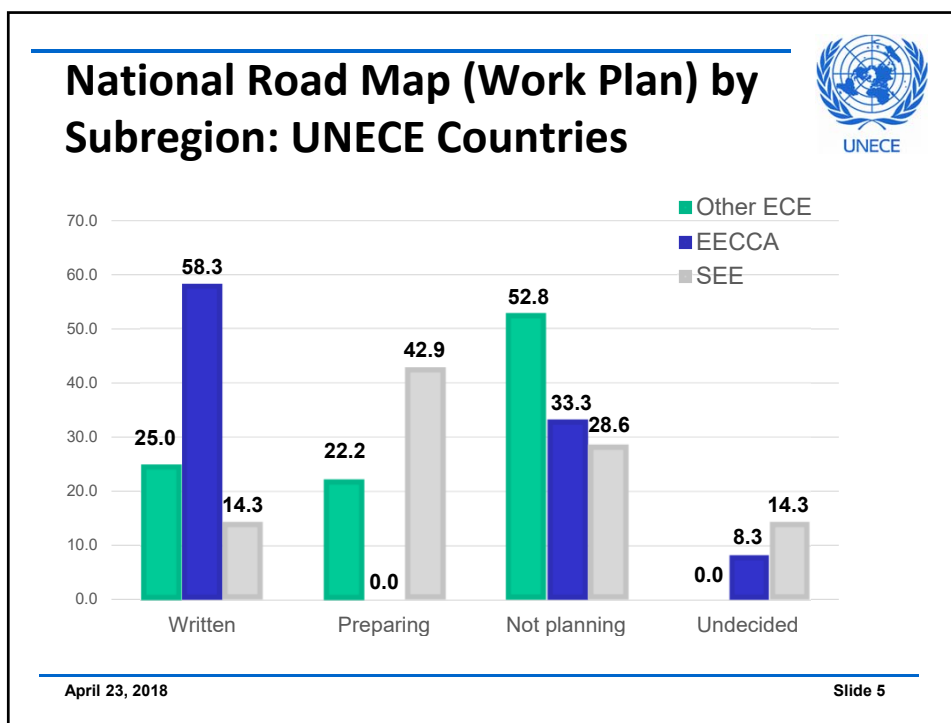
Slide 3

SEE Sub-Region Countries



Albania	The former Yugoslav Republic of Macedonia
Bosnia and Herzegovina	Montenegro
	Serbia

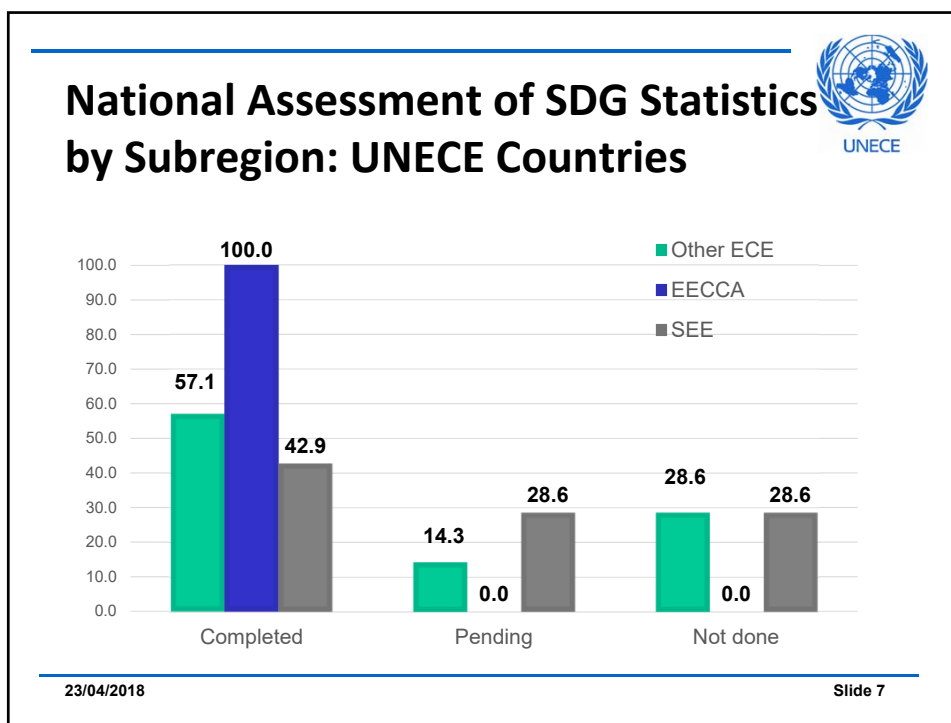
Slide 4



Road Maps: General Comments

- ❖ National road maps (that is, work plans) are more common among EECCA or SEE countries than other ECE countries.
- ❖ EECCA countries have generally written their road maps. SEE countries often are in the preparation stage of their road maps.
- ❖ National road maps written by other ECE countries may be instructive. See <https://statswiki.unece.org/display/SFSDG/National+Activities>
- ❖ Preparing a template for national road maps may also be useful. The Task Group on Communication of SDG Statistics may consider including something like this in its work schedule.

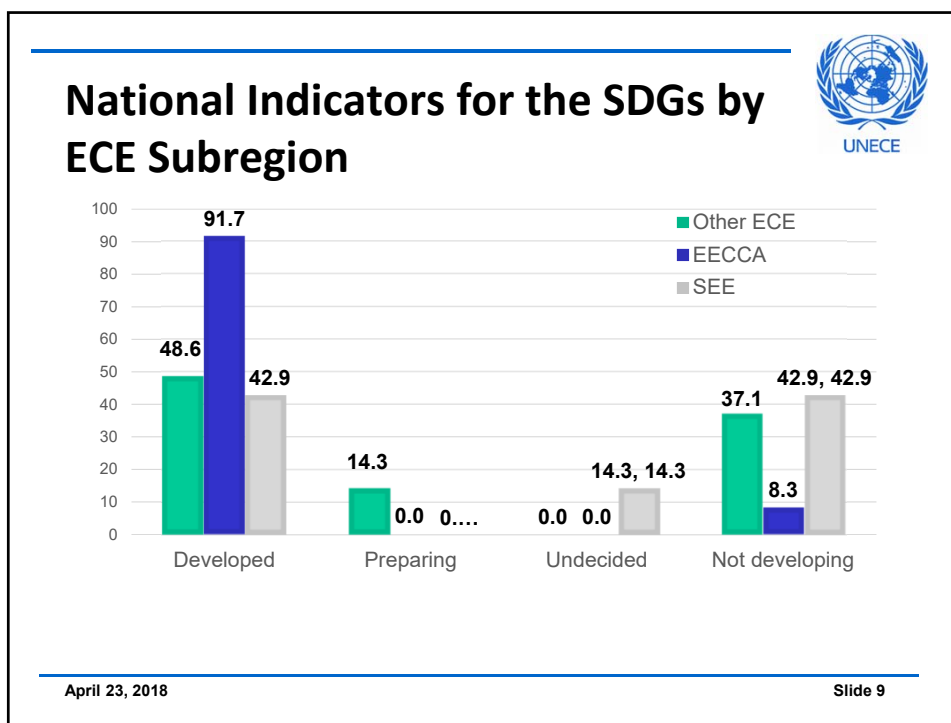
Slide 6



Assessment: General Comment

- ❖ Most ECE countries have completed their national assessment, especially EECCA countries.
- ❖ SEE countries are progressing in their assessments.
- ❖ The CES self-assessment template for countries on availability of statistics for global indicators may be helpful. See: <http://www1.unece.org/stat/platform/display/SFSDG/>
- ❖ Country national assessment results are posted on the wiki, which may be instructive. See <https://statswiki.unece.org/display/SFSDG/National+Activities>

Slide 8

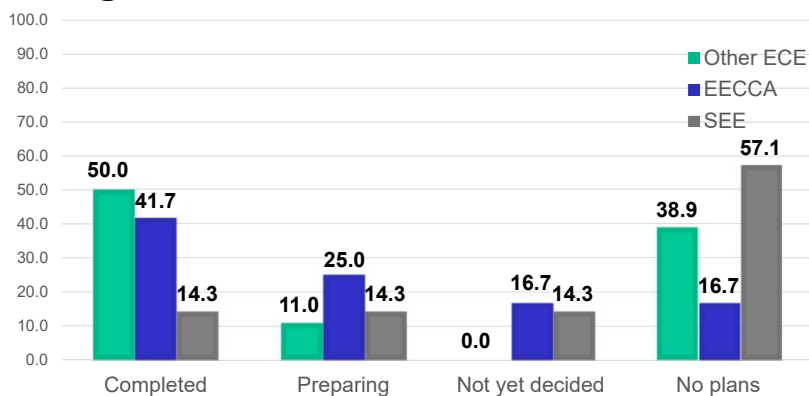


National Indicators - General Comment

- ❖ Choosing to develop national indicators is more common in EECCA countries than SEE or other ECE.
- ❖ Understanding which national indicators are commonly proposed among EECCA countries may be instructive if regional indicators are pursued.
- ❖ Understanding the impact, if any, of national indicators on reporting of global indicators for global and regional aggregated statistics may be important.

Slide 10

An NRP for Global SDG Indicators by Subregion



April 23, 2018

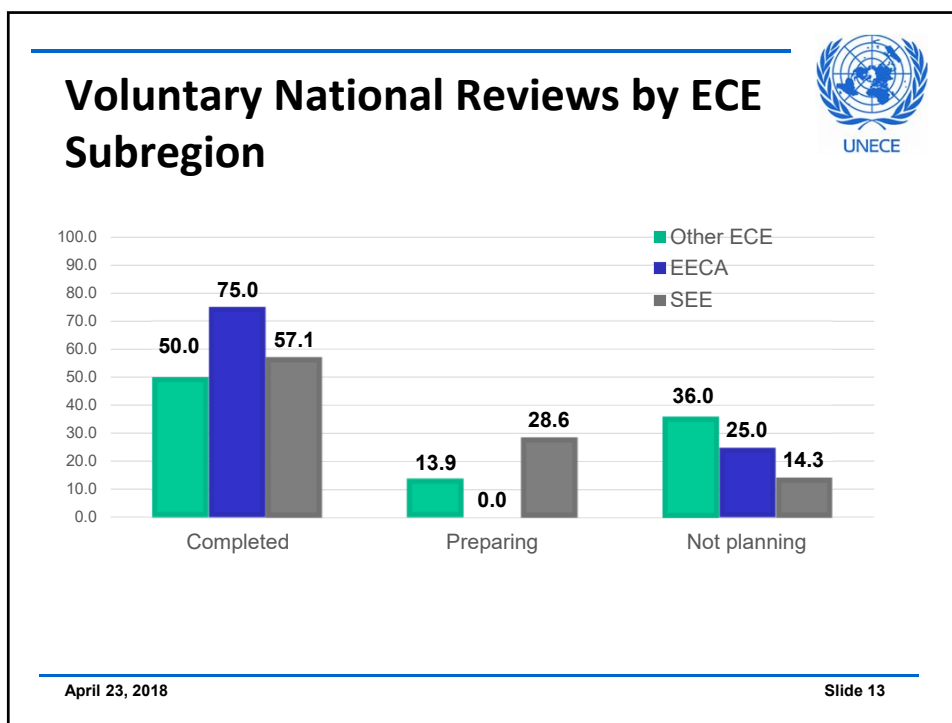
Slide 11

NRPs - General Comment



- ❖ Most ECE countries will use an NRP or similar method for monitoring national SDG statistics. Implementation continues for EECCA countries; SEE countries tend to use other methods.
- ❖ Gathering information on reliance on existing data flows (with some NSO coordination) will be valuable.
- ❖ Papers from *Task Force on Reporting SDG Indicators using National Reporting Platforms* can facilitate these discussions given national context.
- ❖ Several NSO NRPs are on the ECE wiki. Many are open source (free) and can be altered to suit countries' needs. See <https://statswiki.unece.org/display/SFSDG/National+Activities>

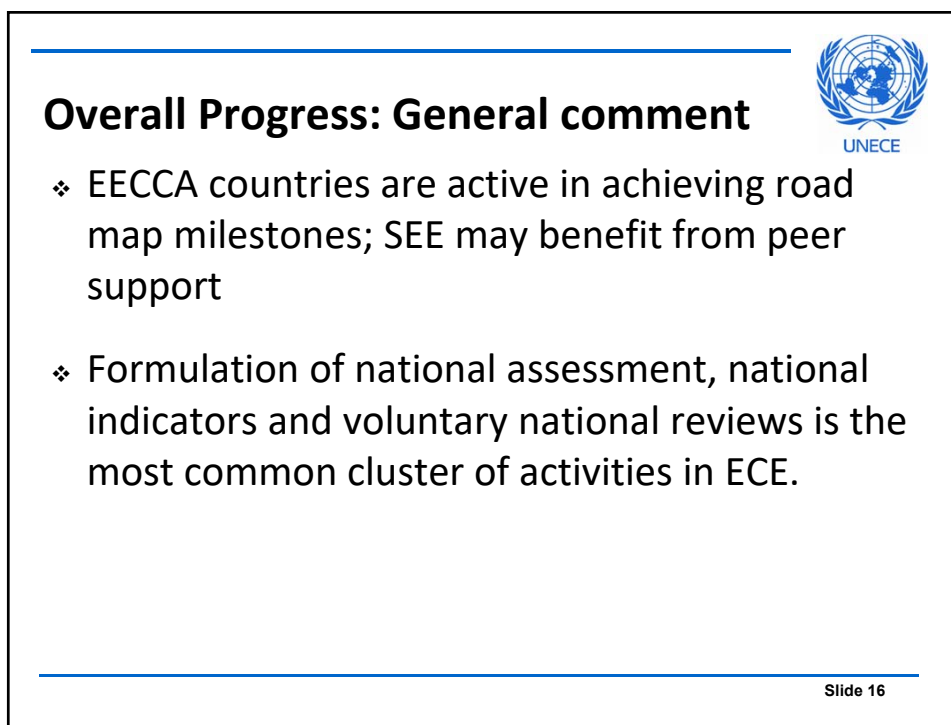
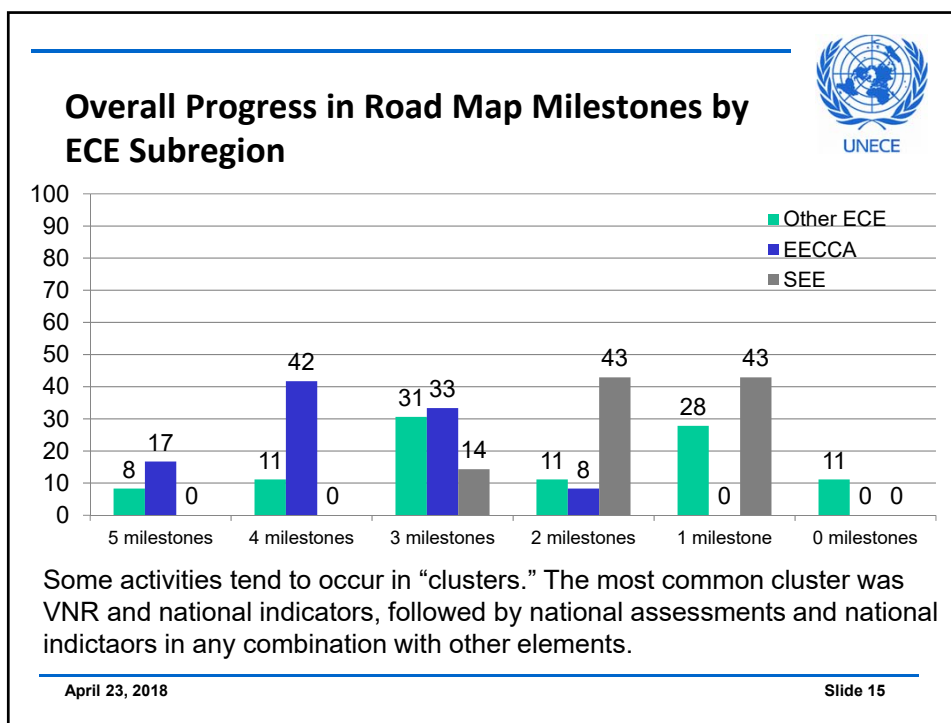
Slide 12

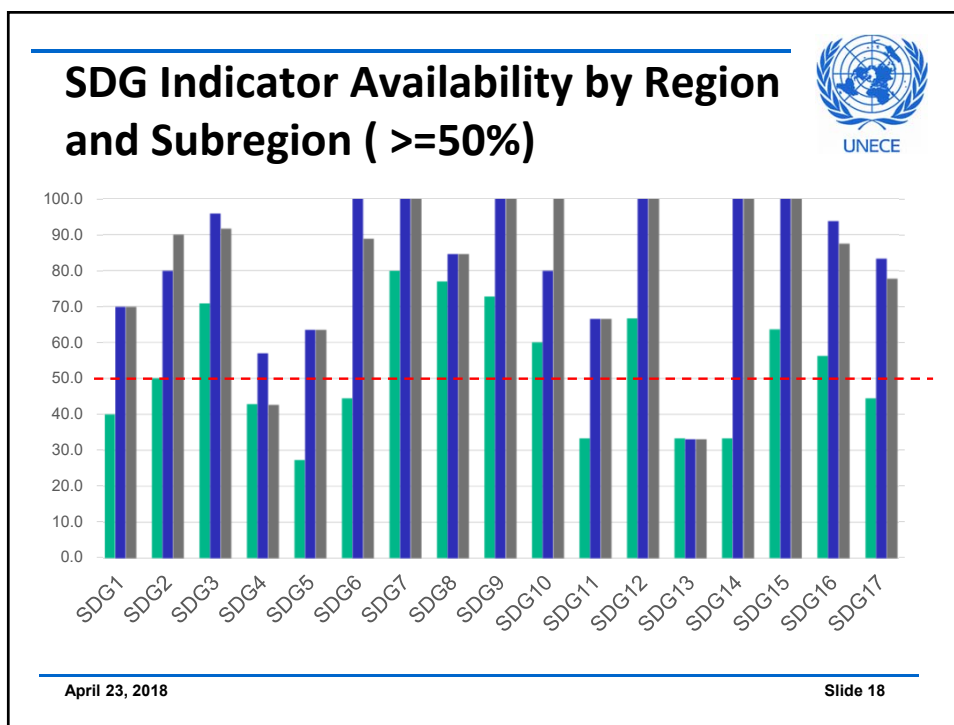
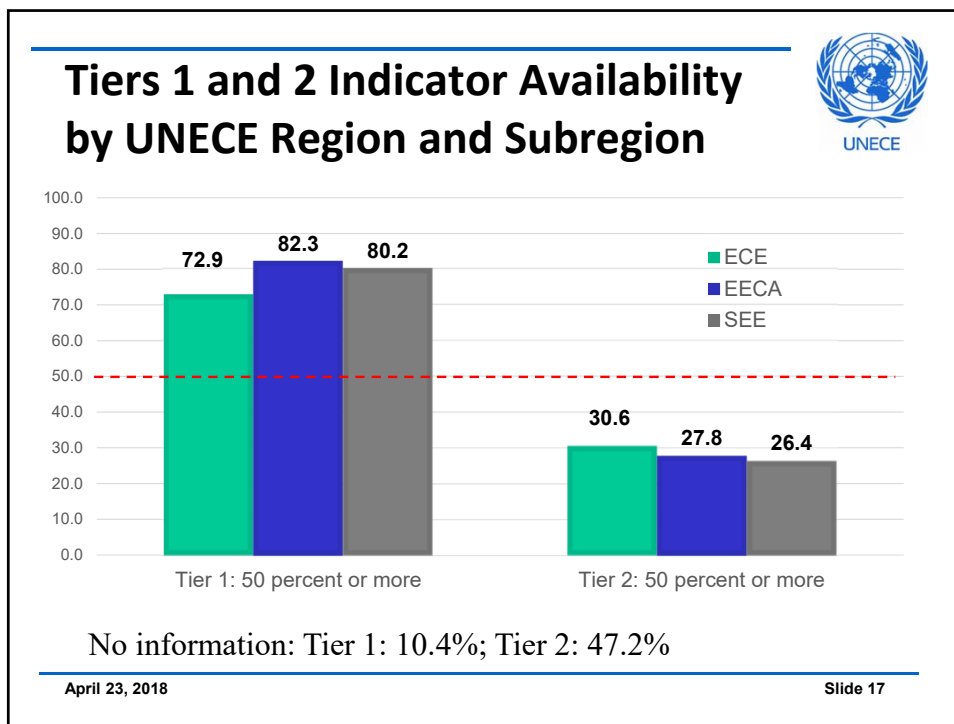


Voluntary National Reviews- General comment

- Most countries in the region have completed or are preparing voluntary national reviews
- SEE countries are particularly active in this area, and several are preparing reviews currently
- Suggestions from shared experiences on the incorporation of statistical annexes in VNRs may be welcome

Slide 14





Capacity Development: General Comment



- ❖ Regional progress in capacity development requires focus on priorities
- ❖ Identifying priorities begins with assessment of progress
- ❖ From an implementation perspective, ECE has made good progress, although this varies by subregion
- ❖ From an SDG indicator perspective, progress varies by SDG goal and subregion, which should be considered
- ❖ Which gaps should be given priority to address?

Slide 19