



THE GLOBAL GOALS
For Sustainable Development

Открытые данные
и
Платформа национальной отчетности США
для
Целей устойчивого развития

Апрель 2018 г.

@usdatagov / @philipashlock






Обзор

- История данных, открытые данные и текущий статус
- Текущая Платформа национальной отчетности США
- Будущая работа

История

Перепись 1890 года

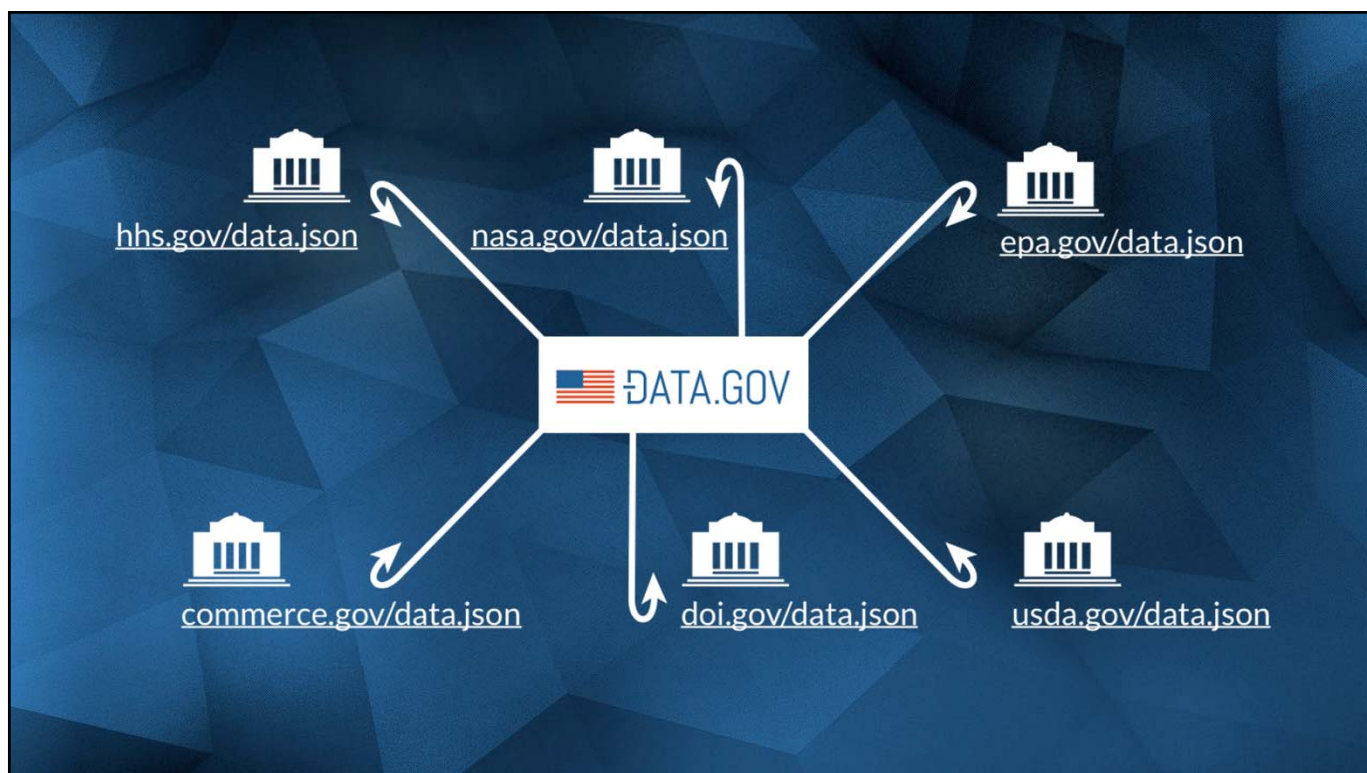
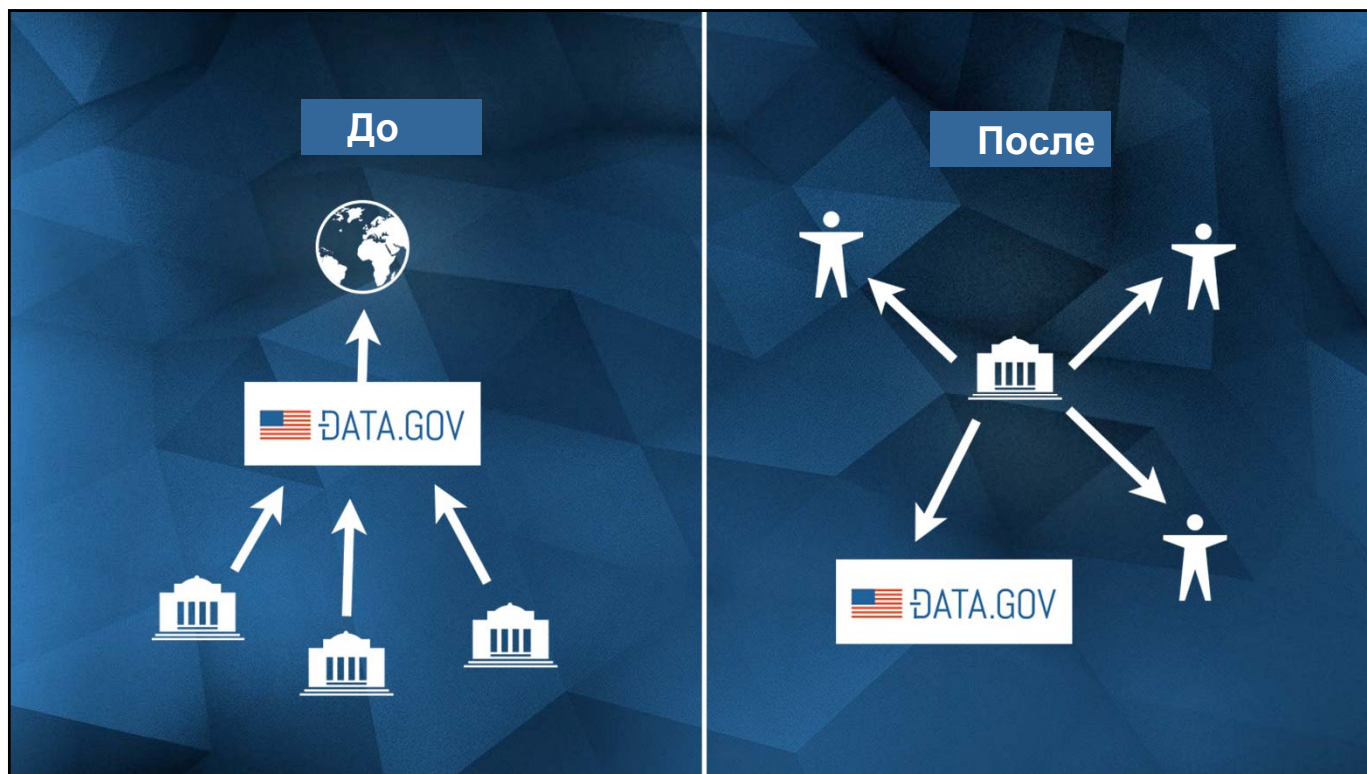


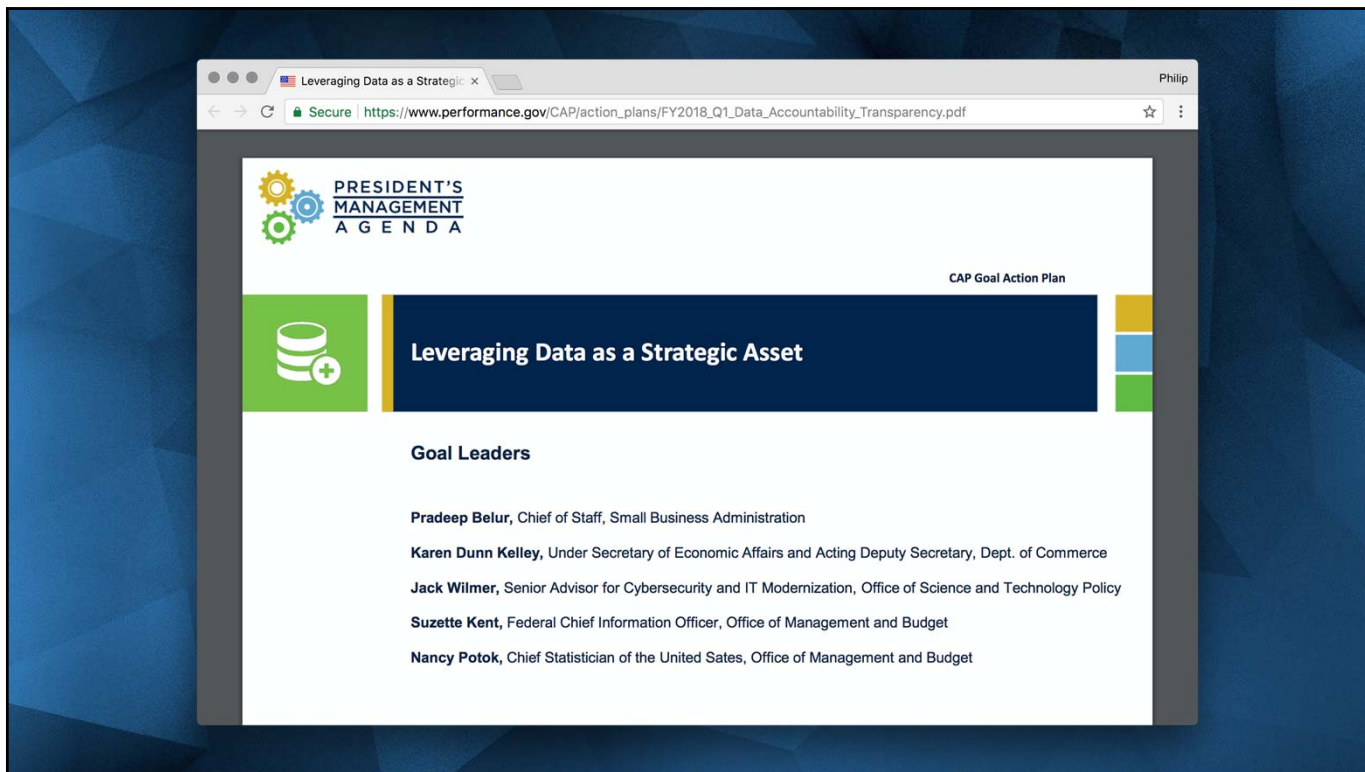


Тим Бернерс-Ли в CERN
Источник фотографии: [CERN](https://www.cern.ch)

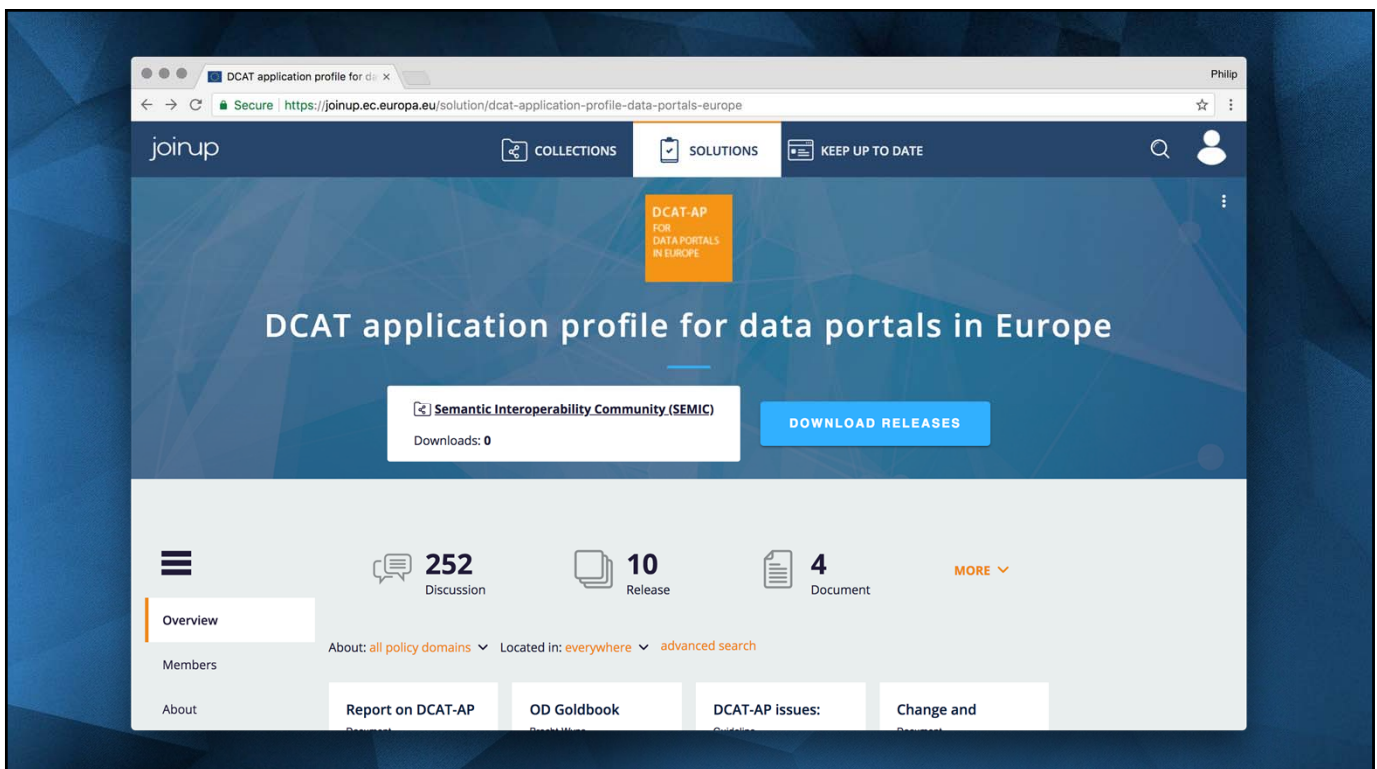
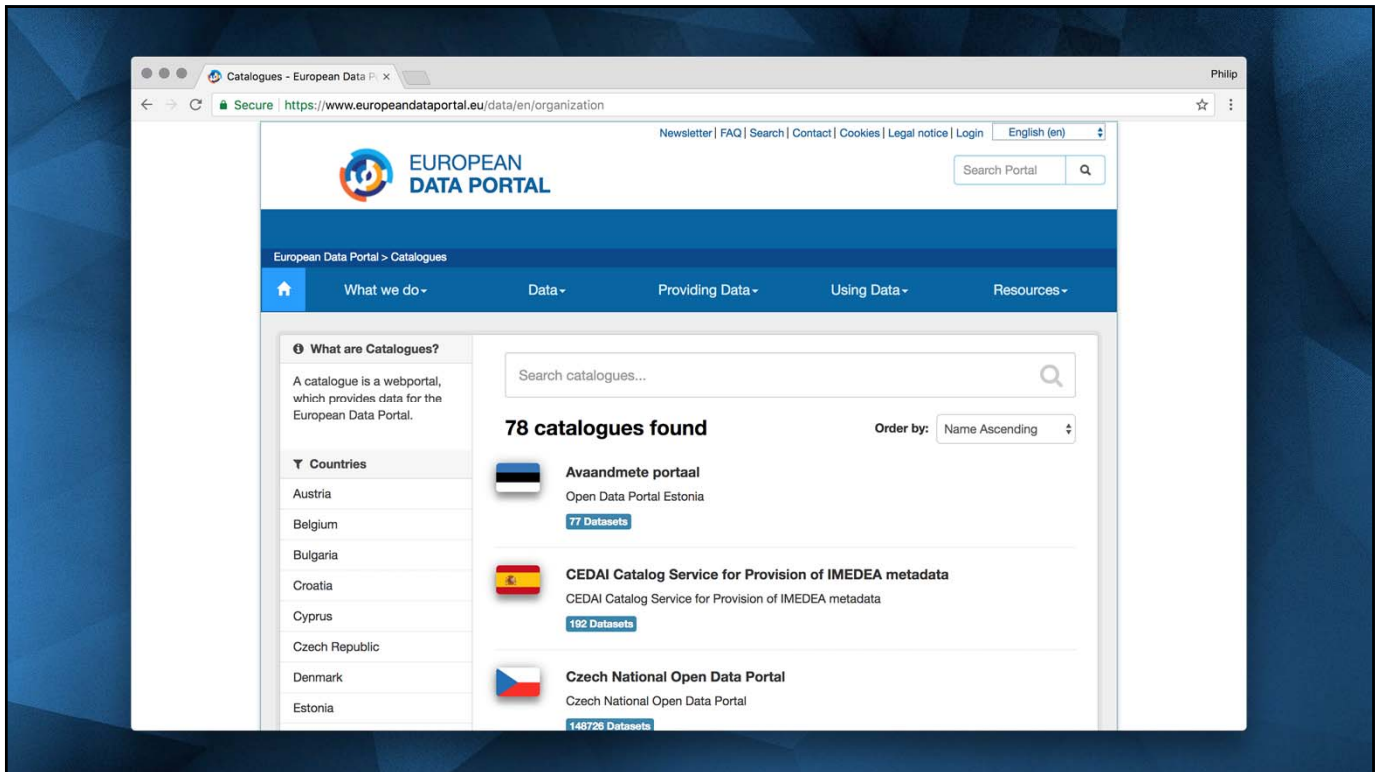
Некоторые выдающиеся стратегии

- 1953 г. Циркуляр А-16
Координация деятельности по географической информации и сопутствующей деятельности по пространственным данным
- 1967 г. FOIA
Закон о свободном доступе к информации
- 2002 г. Закон об электронном правительстве
- 2009 г. Директива открытого правительства
- 2013 г. Меморандум М 13-13
Политика в области открытых данных – Управление информацией как активом
- 2018 г. Президентская повестка дня управления – Использование данных в качестве стратегического актива





Федерация общих данных в Европе



Принципы открытых данных

8 Principles of Open Government x Philip

← → ↻ https://public.resource.org/8_principles.html ☆ ⋮

[\[To The Wiki >>\]](#)

Request for Comments

December 7-8, 2007—This weekend, [30 open government advocates](#) gathered to develop a set of principles of open government data. The meeting, held in Sebastopol, California, was designed to develop a more robust understanding of why open government data is essential to democracy.

The Internet is the public space of the modern world, and through it governments now have the opportunity to better understand the needs of their citizens and citizens may participate more fully in their government. Information becomes more valuable as it is shared, less valuable as it is hoarded. Open data promotes increased civil discourse, improved public welfare, and a more efficient use of public resources.

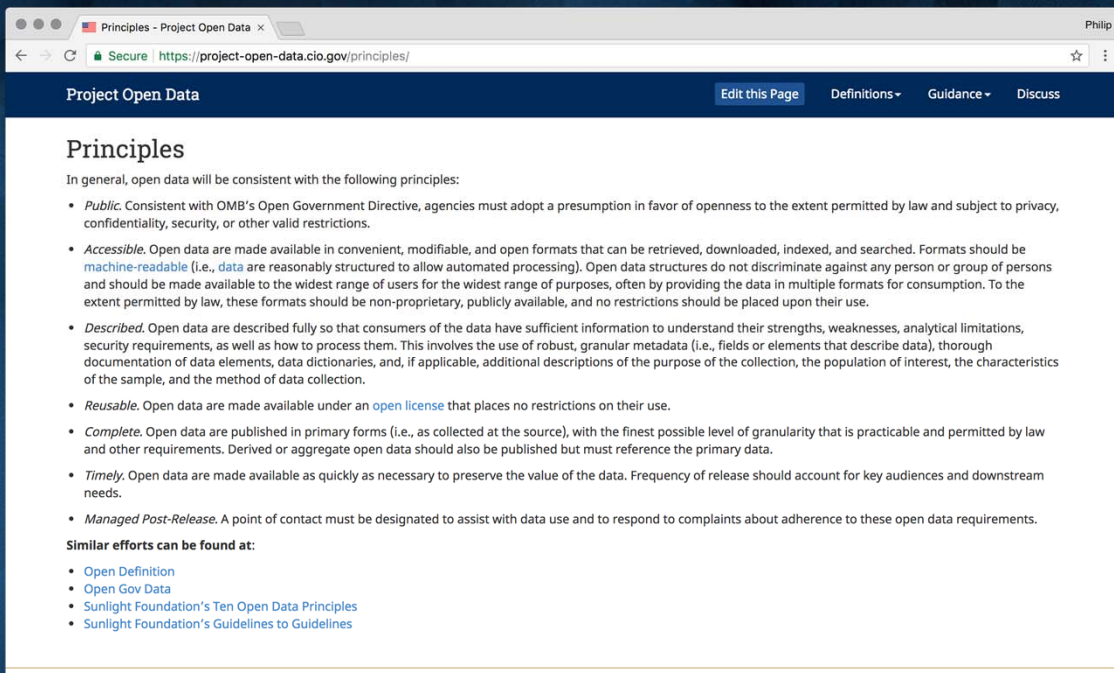
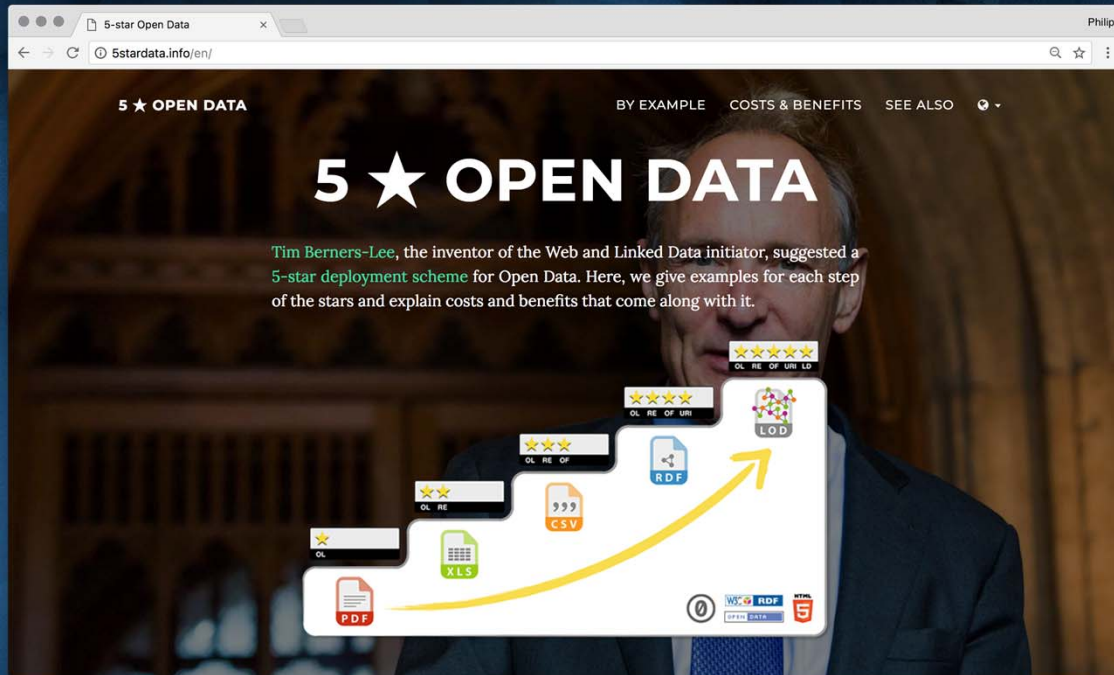
The group is offering a set of fundamental principles for open government data. By embracing the eight principles, governments of the world can become more effective, transparent, and relevant to our lives.

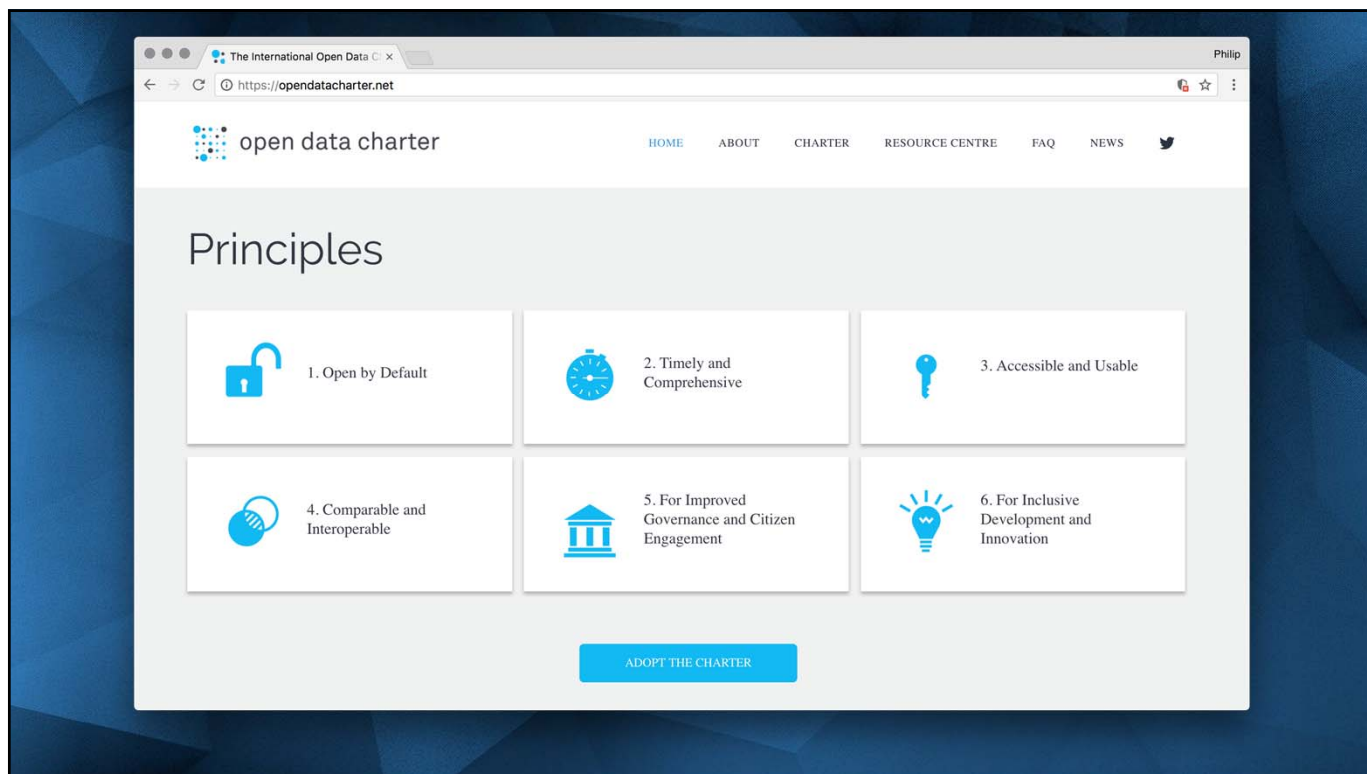
[Your comments are welcome!](#)

Open Government Data Principles

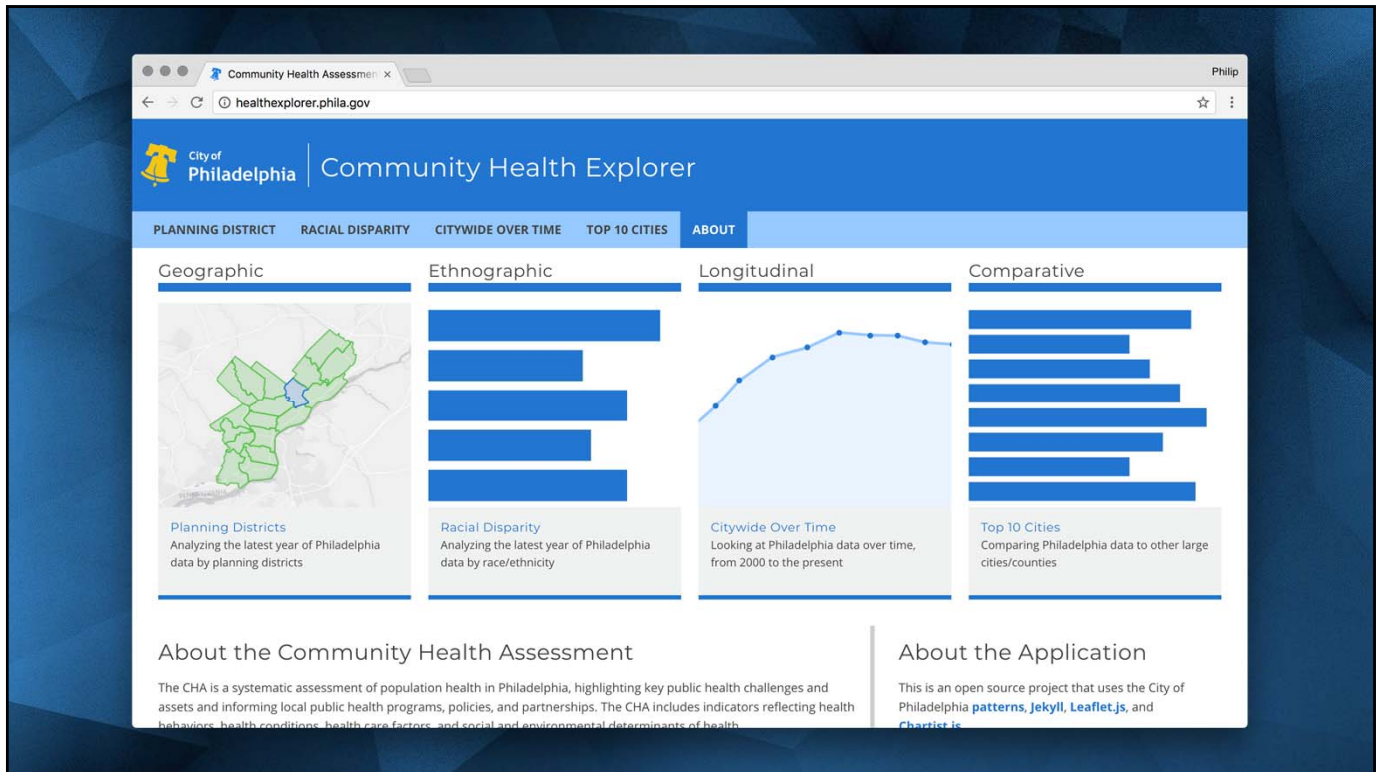
Government data shall be considered open if it is made public in a way that complies with the principles below:

1. [Complete](#)
All public data is made available. *Public data* is data that is not subject to valid privacy, security or privilege limitations.
2. [Primary](#)
Data is as collected at the source, with the highest possible level of granularity, not in aggregate or modified forms.
3. [Timely](#)
Data is made available as quickly as necessary to preserve the value of the data.
4. [Accessible](#)
Data is available to the widest range of users for the widest range of purposes.
5. [Machine processable](#)
Data is reasonably structured to allow automated processing.
6. [Non-discriminatory](#)
Data is available to anyone, with no requirement of registration.
7. [Non-proprietary](#)
Data is available in a format over which no entity has exclusive control.
8. [License-free](#)
Data is not subject to any copyright, patent, trademark or trade secret regulation. Reasonable privacy, security and privilege restrictions may be allowed.





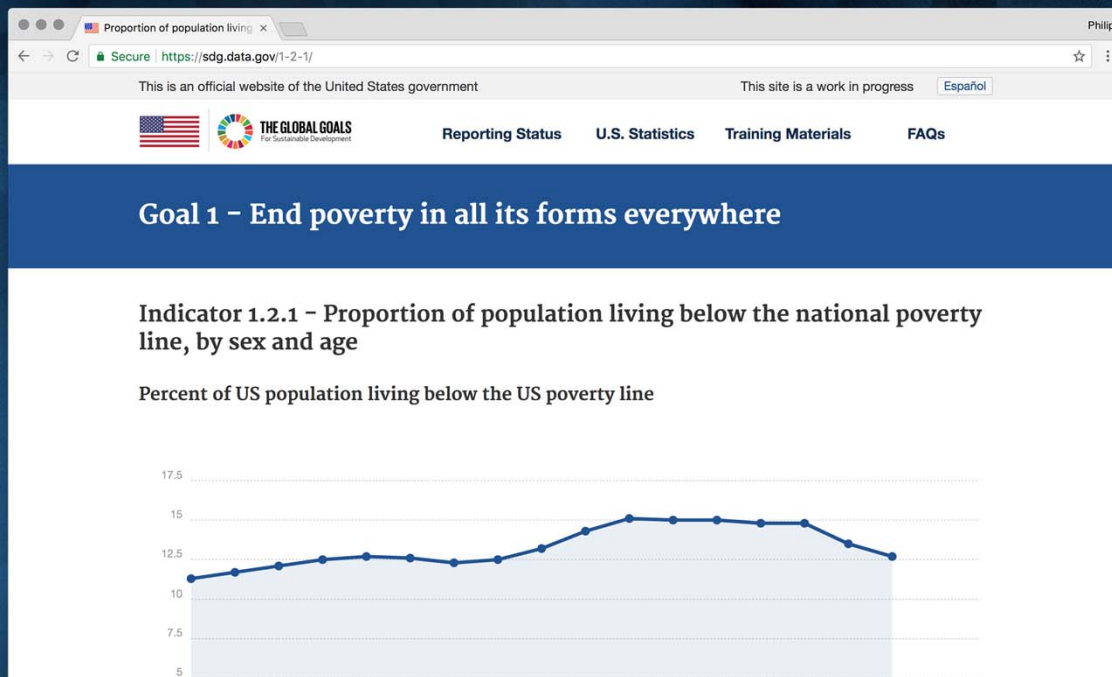
Платформа национальной отчетности
США

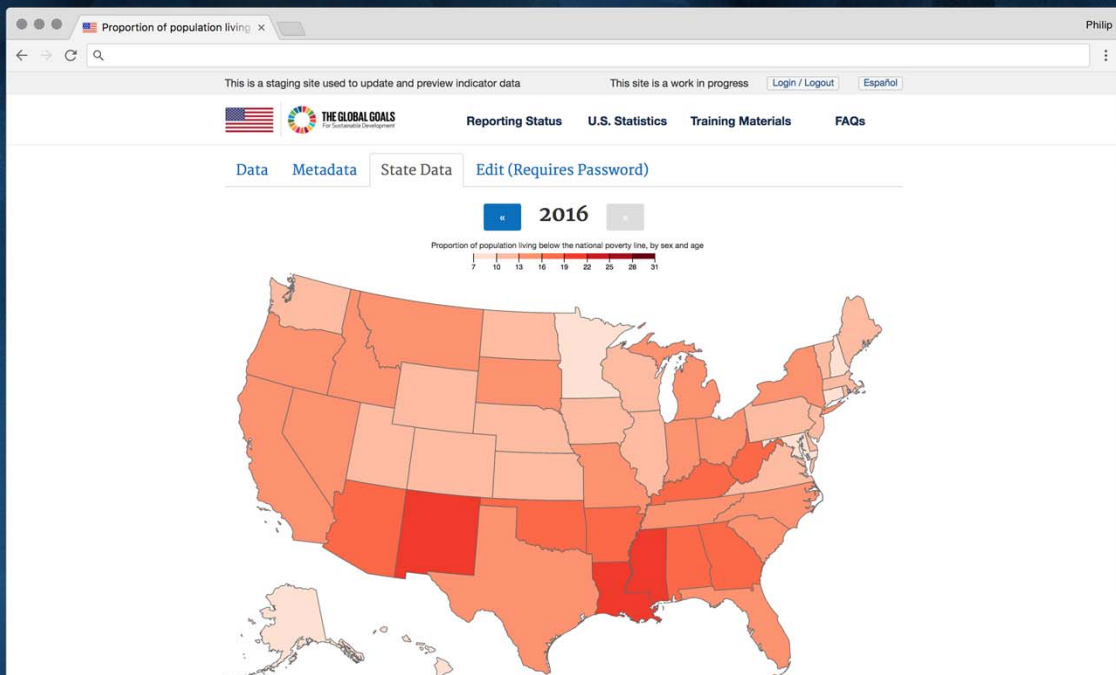
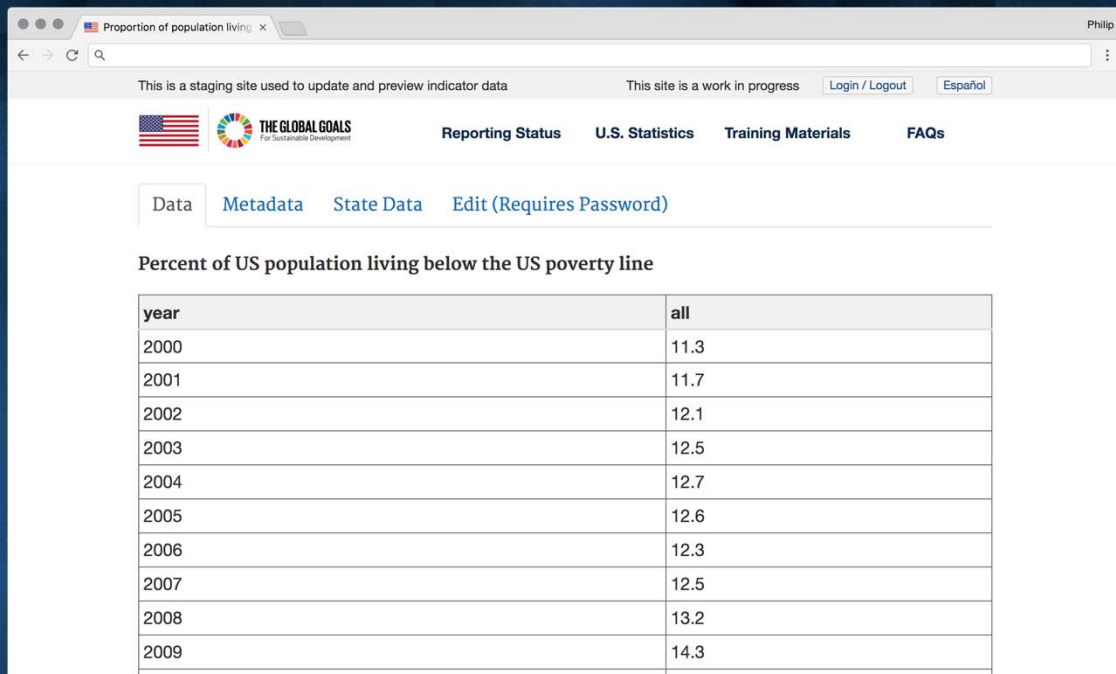


Prose



CSV + YAML





Editing data/indicator_1-2-1.csv x Philip

prose.io/#GSA/sdg-indicators/edit/gh-pages/data/indicator_1-2-1.csv

GSA / sdg-indicators
data/indicator_1-2-1.csv

	A	B	C	D	E	F	G
1	year	tot_proportion_belownatpov_line	male	female	under_18_years	18_64_years	65andover_years
2	2000	11.3	9.9	12.6	16.2	9.6	9.9
3	2001	11.7	10.4	12.9	16.3	10.1	10.1
4	2002	12.1	10.9	13.3	16.7	10.6	10.4
5	2003	12.5	11.2	13.7	17.6	10.8	10.2
6	2004	12.7	11.5	13.9	17.8	11.3	9.8
7	2005	12.6	11.1	14.1	17.6	11.1	10.1
8	2006	12.3	11.0	13.6	17.4	10.8	9.4
9	2007	12.5	11.1	13.8	18.0	10.9	9.7
10	2008	13.2	12.0	14.4	19.0	11.7	9.7
11	2009	14.3	13.0	15.6	20.7	12.9	8.9
12	2010	15.1	14.0	16.3	22.0	13.8	8.9
13	2011	15.0	13.6	16.3	21.9	13.7	8.7
14	2012	15.0	13.6	16.3	21.8	13.7	9.1
15	2013	14.8	13.2	16.3	21.5	13.3	10.2
16	2014	14.8	13.4	16.1	21.1	13.5	10.0
17	2015	13.5	12.2	14.8	19.7	12.4	8.8
18	2016	12.7	11.3	14.0	18.0	11.6	9.3
19	2017						

Editing _indicators/1-2-1.md/1 x Philip

prose.io/#GSA/sdg-indicators/edit/gh-pages/_indicators/1-2-1.md

GSA / sdg-indicators
Proportion of population living below the national poverty line

SDG Indicator Name

Proportion of population living below the national poverty line, by sex and age

SDG Target Addressed

By 2030, reduce at least by half the proportion of men, women and children of all ages living in poverty

Definition of SDG Indicator

This indicator provides the proportion of the total population and the proportion of the employed population living in households with per-capita consumption or income that is below the national poverty line.

Method of computation for global SDG indicator

Calculated by dividing the number of persons living in households below the poverty line (disaggregated by sex, age and employment status) by the total number of persons (disaggregated by the same sex, age and employment status groups).

UN Designated Tier

Принципы открытых данных, применяемые к ПНО

- Прозрачность вокруг доступности данных
- Управление данными в форме и формате, в котором пользователи хотят их использовать. Машиночитаемый, непатентованный
- Открытое управление данными в режиме реального времени; открытые по умолчанию
- Источник данных
- Радикальная прозрачность процесса публикации данных

История версий

Update indicator_8-8-1.csv #856

raichoudhary-r wants to merge 1 commit into GSA:gh-pages from raichoudhary-r:prose-patch-48

Conversation 0 Commits 1 Files changed 1

Changes from all commits Jump to... +6 -6

Unified Split Review changes

12 data/indicator_8-8-1.csv

5	5	2003,,,	
6	6	2004,,,	
7	7	2005,,,	
8	8	-2006,,,	
9	9	-2007,,,	
10	10	-2008,,,	
11	11	-2009,,,	
12	12	-2010,,,	
8	8	+2006,6.7,0.7,,	
9	9	+2007,6.4,0.7,,	
10	10	+2008,6.1,0.6,,	
11	11	+2009,5.7,0.6,129.3,102.2	
12	12	+2010,5.8,0.6,133.6,105.7	

History for sdg-indicators / data / indicator_8-8-1.csv

Commits on Dec 20, 2017

- Update indicator_8-8-1.csv
raichoudhary-r committed on Dec 20, 2017
ae103d0

Commits on Oct 20, 2017

- Update indicator_8-8-1.csv
JenPark9 committed on Oct 20, 2017
b7657a1

Commits on Dec 29, 2016

- Updated indicator_8-8-1.csv
JenPark9 committed on Dec 29, 2016
1abcba4

Commits on Dec 16, 2016

- Updated indicator_8-8-1.csv
JenPark9 committed on Dec 16, 2016
759e47b
- Updated indicator_8-8-1.csv
raichoudhary-r committed on Dec 16, 2016
ef53f58

Будущая работа

Будущая работа

- Проверка данных
- Больше источников сложных данных: дезагрегированные, геопространственные, API
- Стандарты и совместимость
- Повышенная интеграция с процессами открытых данных