

Новые подходы к распространению данных ЦУР Опыт Армении



**Семинар по отчетности и коммуникации статистики ЦУР
16-17 апреля 2018 года, Женева**

Анаит Сафян
Член Государственного Совета по Статистике
Национальная статистическая служба Республики Армения (НССРА)

1



Национальные механизмы координации

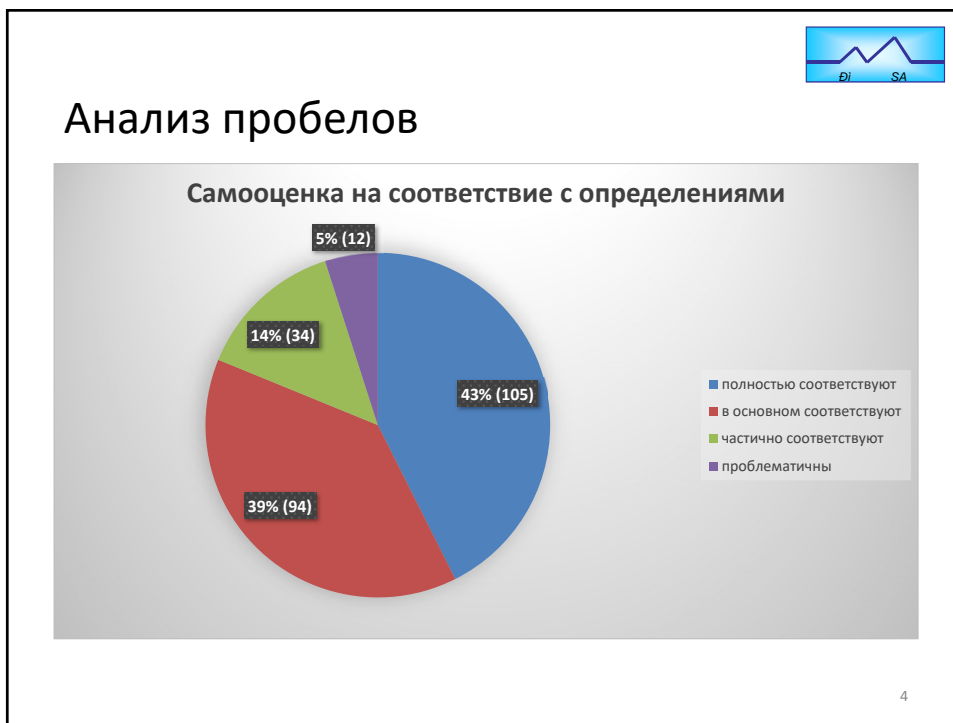
**Дорожная карта для
национализации
Повестки 2030 года для
Устойчивого развития
в Армении**

Национальный совет по
устойчивому развитию Армении,
Премьер-министр РА

Межведомственная комиссия,
координирующая процесс
устойчивого развития в Армении,
заместитель руководителя
аппарата правительства

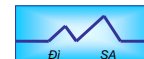
Рабочие группы
Межведомственной комиссии

2





Наличие данных

78% имеющиеся данные, из которых



Дорожная карта по статистике для ЦУР






Укрепление потенциала

- Поддержка доноров для укрепления статистического потенциала, включая потенциал административных регистров
- **ПРООН + Фонд ООН в области народонаселения + Детский фонд ООН (знания)**
- **Фонд ООН в области народонаселения - Национальная платформа отчетности (НПО)**
- Национальный семинар по статистике ЦУР в Армении - подготовка «дорожной карты» с основными заинтересованными сторонами, 12 октября 2017 г., г. Ереван, Армения - ЕЭК ООН
- Обмен опытом стран и новыми подходами



7



Коммуникация статистики для ЦУР



<http://www.armstat.am/en/?nid=655>

- Первый шаг
 - опубликованная таблица с показателями ЦУР в Excel формате на веб-сайте НССРА, включая все имеющиеся данные с динамическими рядами с 2015 г. и определениями показателей и источниками данных
- Второй шаг
 - разработанная на веб основе НПО для показателей ЦУР

8



Национальная платформа отчетности




THE GLOBAL GOALS
For Sustainable Development

НПО - это инструмент для распространения и отчетности национальной статистики для глобальных показателей ЦУР, которые обеспечивают рамки для мониторинга прогресса в отношении ЦУР.

НПО



- сопоставимая, своевременная, прозрачная и общедоступная
- удобная для пользователя.

9




National Statistical Service of the Republic of Armenia


Friday, 16 March 2018
Home Statistics Publications For Respondent About us


Release Calendars




Databases




Armenia SDGs indicators



Searching System of the data of Agricultural Census



Objective Reasons of the Lack of Trust in Official Statistics



Main Statistical Data


Monthly date (jan 2018)	
Indicator of economic activity, %	110.2
Volume of gross agriculture output, mln drams	17526.7
Consumer Price Index, %	102.7
External Trade Turnover, mln. USA dollars	504.2
Export, mln. USA dollars	176.7
Import, mln. USA dollars	327.5
Average monthly nominal wages, drams	1960 16.0

Quarterly data (IV quarter 2017)

Gross Domestic Product at market prices, mln drams	5580 116.9
--	------------

Main Indicators in Graphical Forms

Gross Domestic Product at market prices, mln. drams



News

Draft: "Classification of Economic Activity" 17.01.2018

Consumer price index in the Republic of Armenia in January-February 2018 06.03.2018


Report on realization National Statistical Work Program 2017 (in Armenian) 02.03.2018

Publications

Catalogue of Statistical Publications

Statistical Yearbook of Armenia

Consumer price indexes (prices) in the Republic of Armenia, January-February 2018 (in Armenian)



Republic Ave, 3 Government House, Yerevan 0010, Republic of Armenia.
Tel: (374 11) 824 210, Fax: (374 11) 821 921.
Official e-mail: info@stat.am, webmaster@stat.am,
db@stat.am (only for notifications sent in press@stat.am system)

© Official Website of NSS RA has been functioning since April 1995.
Supported by the World Bank support in 2009 and by the EU Training Project in 2017.
© By using the website users refer to NSS RA.
© All rights reserved.

National Statistical Service of the Republic of Armenia

Friday, 16 March 2018 Home Statistics Publications For Respondent About us

Release Calendars

Databases

Armenia SDGs indicators

Searching System of the data of Agricultural Census

Objective Reasons of the Lack of Trust in Official Statistics

Main Statistical Data

Monthly date (jan 2018)

Indicator of economic activity, %	110.2
Volume of gross agriculture output, mln drams	17536.7
Consumer Price Index, %	102.7
External Trade Turnover, mln. USA dollars	504.2
Export, mln. USA dollars	176.7
Import, mln. USA dollars	327.5
Average monthly nominal wages, drams	1900 16.0

Quarterly data (IV quarter 2017)

Gross Domestic Product at market prices, mln drams	5500 116.9
--	------------

Main Indicators in Graphical Forms

Gross Domestic Product at market prices, mln. drams

Republic Ave., 3 Government House, Yerevan 0010, Republic of Armenia.
Tel: (374 11) 824 213, Fax: (374 11) 821 921.
Official e-mail: office@nssra.am, webmaster@nssra.am,
it@nssra.am (only for notifications sent in www@nssra.am system)

News

Draft: "Classification of Economic Activity" 17.01.2018

Consumer price index in the Republic of Armenia in January-February 2018 09.03.2018

Report on realization National Statistical Work Program 2017 (in Armenian) 02.03.2018

Publications

Catalogue of Statistical Publications

Statistical Yearbook of Armenia

Consumer price indexes (prices) in the Republic of Armenia, January-February 2018 (in Armenian)

© Official Website of NSSRA has been functioning since April 1999.
 Improved by the World Bank support in 2008 and by the EU Training Project in 2017.
 © For using the website please refer to NSSRA.
 © All rights reserved.

National Statistical Service of the Republic of Armenia

Friday, 16 March 2018 Home Statistics Publications For Respondent About us

Armenia SDGs indicators

Click on each goal for Armenia SDGs indicators

Armenia SDGs indicators - Draft (Enowl)

Studying the experience of developing a **National Reporting Platform** for the SDGs indicators and **Training Materials**, the NSSRA has developed a similar platform for Armenia, which is an integrated website (databases and IT infrastructure to collect, maintain and disseminate information). A platform is a tool of national statistics, metadata, and related information for the global Sustainable Development Goals indicators.

To conform with the UN Fundamental Principles of Official Statistics, the Platform has the following minimum characteristics:

- is managed by national statistical service
- features official statistics and metadata according to established standard methodology
- is publicly accessible
- allows for feedback from data users
- features open source (free) technology.

This platform was developed by the NSSRA with the support of the UNFPA Armenia Country Office.

National Statistical Service of the Republic of Armenia

Friday, 16 March 2018 Home **Statistics** Publications For Respondent About us

Home / Statistics / Armenia SDGs indicators

Armenia SDGs indicators

Click on each goal for Armenia SDGs indicators

1 NO POVERTY	2 ZERO HUNGER	3 GOOD HEALTH AND WELL-BEING	4 QUALITY EDUCATION	5 GENDER EQUALITY	6 CLEAN WATER AND SANITATION
7 AFFORDABLE AND CLEAN ENERGY	8 DECENT WORK AND ECONOMIC GROWTH	9 INDUSTRY, INNOVATION AND INFRASTRUCTURE	10 REDUCED INEQUALITIES	11 SUSTAINABLE CITIES AND COMMUNITIES	12 RESPONSIBLE CONSUMPTION AND PRODUCTION
13 CLIMATE ACTION	14 LIFE BELOW WATER	15 LIFE ON LAND	16 PEACE, JUSTICE AND STRONG INSTITUTIONS	17 PARTNERSHIPS FOR THE GOALS	SUSTAINABLE DEVELOPMENT GOALS

[Armenia SDGs indicators - Draft \(Fview\)](#)

Studying the experience of developing a [National Reporting Platform](#) for the US SDGs indicators and [Training Materials](#), the NSSRA has developed a similar platform for Armenia, which is an integrated website (databases and IT infrastructure to collect, maintain and disseminate information). A platform is a tool of national statistics, metadata, and related information for the global Sustainable Development Goals indicators.

To conform with the UN Fundamental Principles of Official Statistics, the Platform has the following minimum characteristics:

- is managed by national statistical service
- features official statistics and metadata according to established standard methodology
- is publicly accessible
- allows for feedback from data users
- features open source (free) technology.

This platform was developed by the NSSRA with the support of the UNIPA Armenia Country Office.

UNIPA

National Statistical Service of the Republic of Armenia

Friday, 16 March 2018 Home **Statistics** Publications For Respondent About us

Home / Statistics / Armenia SDGs indicators

Armenia SDGs indicators

Click on each goal for Armenia SDGs indicators

1 NO POVERTY	2 ZERO HUNGER	3 GOOD HEALTH AND WELL-BEING	4 QUALITY EDUCATION	5 GENDER EQUALITY	6 CLEAN WATER AND SANITATION
7 AFFORDABLE AND CLEAN ENERGY	8 DECENT WORK AND ECONOMIC GROWTH	9 INDUSTRY, INNOVATION AND INFRASTRUCTURE	10 REDUCED INEQUALITIES	11 SUSTAINABLE CITIES AND COMMUNITIES	12 RESPONSIBLE CONSUMPTION AND PRODUCTION
13 CLIMATE ACTION	14 LIFE BELOW WATER	15 LIFE ON LAND	16 PEACE, JUSTICE AND STRONG INSTITUTIONS	17 PARTNERSHIPS FOR THE GOALS	SUSTAINABLE DEVELOPMENT GOALS

[Armenia SDGs indicators - Draft \(Fview\)](#)

Studying the experience of developing a [National Reporting Platform](#) for the US SDGs indicators and [Training Materials](#), the NSSRA has developed a similar platform for Armenia, which is an integrated website (databases and IT infrastructure to collect, maintain and disseminate information). A platform is a tool of national statistics, metadata, and related information for the global Sustainable Development Goals indicators.


To conform with the UN Fundamental Principles of Official Statistics, the Platform has the following minimum characteristics:

- is managed by national statistical service
- features official statistics and metadata according to established standard methodology
- is publicly accessible
- allows for feedback from data users
- features open source (free) technology.

This platform was developed by the NSSRA with the support of the UNIPA Armenia Country Office.

UNIPA

Armenia SDGs indicators							
Goal	Target	Global Indicator	National Indicator	Unit	2015	2016	Sources
Goal 1. End poverty in all its forms everywhere	1.1 By 2030, eradicate extreme poverty for all people everywhere, currently measured as people living on less than \$1.25 a day	1.1.1 Proportion of population below the international poverty line, by sex, age,		%	0.1	0.1	NSSRA, ILCs
			Male	%	0.1	0.08	NSSRA, ILCs, WB
			Female	%	0.1	0.11	NSSRA, ILCs, WB
			Urban	%	0.1	0.15	NSSRA, ILCs, WB
			Rural	%	0	0	NSSRA, ILCs, WB
			0-16	%	0.1	0.17	NSSRA, ILCs, WB
			17-65	%	0.1	0.06	NSSRA, ILCs, WB
			Employment status	%			NSSRA, ILCs, WB
			Participants	%	0.1	0.07	NSSRA, ILCs, WB
			Employed	%	0.0	0.04	NSSRA, ILCs, WB
			-wage employed	%	0.1	0.05	NSSRA, ILCs, WB
			-self-employed	%	0.0	0	NSSRA, ILCs, WB
			-other employed	%	0.0	0	NSSRA, ILCs, WB
			Non-participants	%	0.1	0.06	NSSRA, ILCs, WB
			Unemployment	%	0.2	0.24	NSSRA, ILCs, WB
			Economically inactive population	%	0.1	0.09	NSSRA, ILCs, WB
			Pensioners	%	0.0	0	NSSRA, ILCs, WB
			Students	%	0.0	0.1	NSSRA, ILCs, WB
			Other inactive population	%	0.1	0	NSSRA, ILCs, WB




National Statistical Service of the Republic of Armenia

Friday, 16 March 2018
Home **Statistics** Publications For Respondent About us
🔍


Home / [Statistics](#) / [Armenia SDGs indicators](#)

Armenia SDGs indicators


Click on each goal for Armenia SDGs indicators




1 NO POVERTY




2 ZERO HUNGER




3 GOOD HEALTH AND WELL-BEING




4 QUALITY EDUCATION




5 GENDER EQUALITY




6 CLEAN WATER AND SANITATION




7 AFFORDABLE AND CLEAN ENERGY




8 DECENT WORK AND ECONOMIC GROWTH




9 INDUSTRY, INNOVATION AND INFRASTRUCTURE




10 REDUCED INEQUALITIES




11 SUSTAINABLE CITIES AND COMMUNITIES




12 RESPONSIBLE CONSUMPTION AND PRODUCTION




13 CLIMATE ACTION




14 LIFE BELOW WATER




15 LIFE ON LAND



16 PEACE, JUSTICE AND STRONG INSTITUTIONS



17 PARTNERSHIPS FOR THE GOALS




Armenia SDGs indicators - Draft (Excel)

Studying the experience of developing a [National Reporting Platform](#) for the UN SDGs indicators and [Training Materials](#), the NSSRA has developed a similar platform for Armenia, which is an integrated website (databases and IT infrastructure to collect, maintain and disseminate information). A platform is a tool of national statistics, metadata, and related information for the global Sustainable Development Goals indicators.

To conform with the UN Fundamental Principles of Official Statistics, the Platform has the following minimum characteristics:

- is managed by national statistical service
- features official statistics and metadata according to established standard methodology
- is publicly accessible
- allows for feedback from data users
- features open source (free) technology

This platform was developed by the NSSRA with the support of the UNIPA Armenia Country Office.



National Statistical Service of the Republic of Armenia

Friday, 16 March 2018 Home Statistics Publications For Respondent About us

Home / Statistics / sda

Armenia SDGs indicators

Goal 1. End poverty in all its forms everywhere

Global metadata documentation on all indicators in Goal 1

- 1.1.1 Proportion of population below the international poverty line, by sex, age, employment status and geographical location (urban/rural)
- 1.2.1 Proportion of population living below the national poverty line, by sex and age
- 1.2.2 Proportion of men, women and children of all ages living in poverty in all its dimensions according to national definitions
- 1.3.1 Proportion of population covered by social protection floors/systems, by sex, distinguishing children, unemployed persons, older persons, persons with disabilities, pregnant women, newborns, work-injury victims and the poor and the vulnerable
- 1.4.1 Proportion of population living in households with access to basic services
 - 1.4.1.a Centralized water supply
 - 1.4.1.b Centralized sewerage system
- 1.4.2 Proportion of total adult population with secure tenure rights to land, with legally recognized documentation and who perceive their rights to land as secure, by sex and by type of tenure
- 1.5.1 Number of deaths, missing persons and directly affected persons attributed to disasters per 100,000 population
 - 1.5.1.a Number of deaths, temporarily evacuated and directly affected persons attributed to disasters per 100,000 population by types of disasters
- 1.5.2 Direct economic loss attributed to disasters in relation to global gross domestic product (GDP)
- 1.5.3 Number of countries that adopt and implement national disaster risk reduction strategies in line with the Sendai Framework for Disaster Risk Reduction 2015-2029
- 1.5.4 Proportion of local governments that adopt and implement local disaster risk reduction strategies in line with national disaster risk reduction strategies
 - 1.a.1 Proportion of domestically generated resources allocated by the government directly to poverty reduction programmes
 - 1.a.2 Proportion of total government spending on essential services (education, health and social protection)
 - 1.a.3 Sum of total grants and non-debt-creating inflows directly allocated to poverty reduction programmes as a proportion of GDP
 - 1.b.1 Proportion of government recurrent and capital spending to sectors that disproportionately benefit women, the poor and vulnerable groups

National Statistical Service of the Republic of Armenia

Friday, 16 March 2018 Home Statistics Publications For Respondent About us

Home / Statistics / sda

Armenia SDGs indicators

Goal 1. End poverty in all its forms everywhere

Global metadata documentation on all indicators in Goal 1

- 1.1.1 Proportion of population below the international poverty line, by sex, age, employment status and geographical location (urban/rural)
- 1.2.1 Proportion of population living below the national poverty line, by sex and age
- 1.2.2 Proportion of men, women and children of all ages living in poverty in all its dimensions according to national definitions
- 1.3.1 Proportion of population covered by social protection floors/systems, by sex, distinguishing children, unemployed persons, older persons, persons with disabilities, pregnant women, newborns, work-injury victims and the poor and the vulnerable
- 1.4.1 Proportion of population living in households with access to basic services
 - 1.4.1.a Centralized water supply
 - 1.4.1.b Centralized sewerage system
- 1.4.2 Proportion of total adult population with secure tenure rights to land, with legally recognized documentation and who perceive their rights to land as secure, by sex and by type of tenure
- 1.5.1 Number of deaths, missing persons and directly affected persons attributed to disasters per 100,000 population
 - 1.5.1.a Number of deaths, temporarily evacuated and directly affected persons attributed to disasters per 100,000 population by types of disasters
- 1.5.2 Direct economic loss attributed to disasters in relation to global gross domestic product (GDP)
- 1.5.3 Number of countries that adopt and implement national disaster risk reduction strategies in line with the Sendai Framework for Disaster Risk Reduction 2015-2029
- 1.5.4 Proportion of local governments that adopt and implement local disaster risk reduction strategies in line with national disaster risk reduction strategies
 - 1.a.1 Proportion of domestically generated resources allocated by the government directly to poverty reduction programmes
 - 1.a.2 Proportion of total government spending on essential services (education, health and social protection)
 - 1.a.3 Sum of total grants and non-debt-creating inflows directly allocated to poverty reduction programmes as a proportion of GDP
 - 1.b.1 Proportion of government recurrent and capital spending to sectors that disproportionately benefit women, the poor and vulnerable groups

National indicators

National Statistical Service of the Republic of Armenia

Home / Statistics / sdg

Armenia SDGs indicators

Goal 1. End poverty in all its forms everywhere

Global metadata documentation on all indicators in Goal 1

- 1.1.1 Proportion of population below the international poverty line, by sex, age, employment status and geographical location (urban/rural)
- 1.2.1 Proportion of population living below the national poverty line, by sex and age
- 1.2.2 Proportion of men, women and children of all ages living in poverty in all its dimensions according to national definitions**
- 1.3.1 Proportion of population covered by social protection floors/systems, by sex, distinguishing children, unemployed persons, older persons, persons with disabilities, pregnant women, newborns, work-injury victims and the poor and the vulnerable
- 1.4.1 Proportion of population living in households with access to basic services
 - 1.4.1.a Centralized water supply
 - 1.4.1.b Centralized sewerage system
- 1.4.2 Proportion of total adult population with secure tenure rights to land, with legally recognized documentation and who perceive their rights to land as secure, by sex and by type of tenure
- 1.5.1 Number of deaths, missing persons and directly affected persons attributed to disasters per 100,000 population
 - 1.5.1.a Number of deaths, temporarily evacuated and directly affected persons attributed to disasters per 100,000 population by types of disasters
- 1.5.2 Direct economic loss attributed to disasters in relation to global gross domestic product (GDP)
- 1.5.3 Number of countries that adopt and implement national disaster risk reduction strategies in line with the Sendai Framework for Disaster Risk Reduction 2015-2030
- 1.5.4 Proportion of local governments that adopt and implement local disaster risk reduction strategies in line with national disaster risk reduction strategies
 - 1.a.1 Proportion of domestically generated resources allocated by the government directly to poverty reduction programmes
 - 1.a.2 Proportion of total government spending on essential services (education, health and social protection)
 - 1.a.3 Sum of total grants and non-debt-creating inflows directly allocated to poverty reduction programmes as a proportion of GDP
 - 1.b.1 Proportion of government recurrent and capital spending to sectors that disproportionately benefit women, the poor and vulnerable groups

National Statistical Service of the Republic of Armenia

Home / Statistics / sdg

Armenia SDGs indicators

Goal 1. End poverty in all its forms everywhere

1.2.2 Proportion of men, women and children of all ages living in poverty in all its dimensions according to national definitions

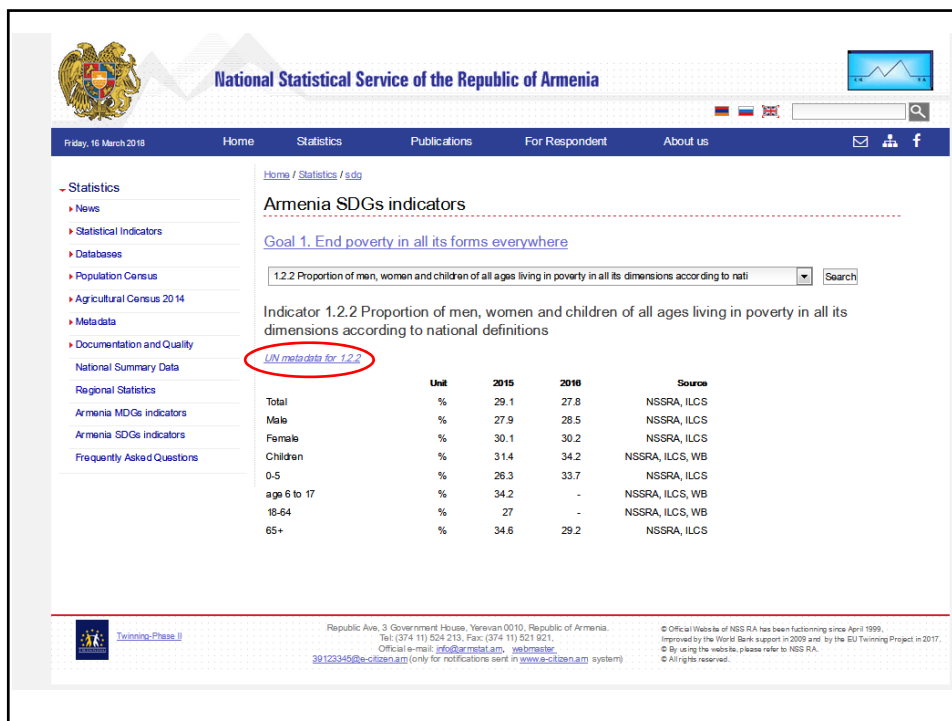
Indicator 1.2.2 Proportion of men, women and children of all ages living in poverty in all its dimensions according to national definitions

UN metadata for 1.2.2

	Unit	2015	2016	Source
Total	%	29.1	27.8	NSSRA, ILCs
Male	%	27.9	28.5	NSSRA, ILCs
Female	%	30.1	30.2	NSSRA, ILCs
Children	%	31.4	34.2	NSSRA, ILCs, WB
0-5	%	26.3	33.7	NSSRA, ILCs
age 6 to 17	%	34.2	-	NSSRA, ILCs, WB
18-64	%	27	-	NSSRA, ILCs, WB
65+	%	34.6	29.2	NSSRA, ILCs

Republic Ave, 3 Government House, Yerevan 0010, Republic of Armenia.
Tel: (374 11) 524 213, Fax: (374 11) 521 621.
Official e-mail: info@nssra.am, webmaster@nssra.am
39123345@e-citizen.am (only for notifications sent in www.e-citizen.am system)

© Official Website of NSS RA has been functioning since April 1999.
Improved by the World Bank support in 2009 and by the EU Twinning Project in 2017.
© By using the website, please refer to NSS RA.
© All rights reserved.



Friday, 16 March 2018

Home Statistics Publications For Respondent About us

Statistics

- News
- Statistical Indicators
- Databases
- Population Census
- Agricultural Census 2014
- Metadata
- Documentation and Quality
- National Summary Data
- Regional Statistics
- Armenia MDGs indicators
- Armenia SDGs indicators
- Frequently Asked Questions

Home / Statistics / sdg

Armenia SDGs indicators

Goal 1. End poverty in all its forms everywhere

1.2.2 Proportion of men, women and children of all ages living in poverty in all its dimensions according to nati

Indicator 1.2.2 Proportion of men, women and children of all ages living in poverty in all its dimensions according to national definitions

[UN metadata for 1.2.2](#)

	Unit	2015	2016	Source
Total	%	29.1	27.8	NSSRA, ILCs
Male	%	27.9	28.5	NSSRA, ILCs
Female	%	30.1	30.2	NSSRA, ILCs
Children	%	31.4	34.2	NSSRA, ILCs, WB
0-5	%	26.3	33.7	NSSRA, ILCs
age 6 to 17	%	34.2	-	NSSRA, ILCs, WB
18-64	%	27	-	NSSRA, ILCs, WB
65+	%	34.6	29.2	NSSRA, ILCs

Republic Ave, 3 Government House, Yerevan 0010, Republic of Armenia.
Tel: (374 11) 524 213, Fax: (374 11) 521 921.
Official e-mail: info@armstat.am, webmaster@armstat.am
39123345@e-citizen.am (only for notifications sent in www.e-citizen.am system)

© Official Website of NSSRA has been functioning since April 1999.
Improved by the World Bank support in 2009 and by the EU Twinning Project in 2017.
© By using the website, please refer to NSSRA.
© All rights reserved.

Следующие шаги

- Усовершенствование НПО (ИТ ресурсы, структура данных, поток данных и онлайн доступ со стороны административных регистров)
- Укрепление статистического потенциала
- Развитие сотрудничества с развитыми странами, США
- Обучение



Спасибо



**НАЦИОНАЛЬНАЯ СТАТИСТИЧЕСКАЯ
СЛУЖБА РЕСПУБЛИКИ АРМЕНИЯ**
Дом Правительства 3, пр. Республики,
0010, г. Ереван, Республика Армения
Телефон: (37411) 524 213
Факс: (37411) 521 921
Эл. почта: info@armstat.am
Интернет: <http://www.armstat.am>,
www.armstat.info, www.armdevinfo.am,
www.armstatbank.am